



STORAGE SOLUTIONS & WAREHOUSE ACCESSORIES



RAYMOND
INTRALOGISTICS SOLUTIONS

**JOHNSTON
EQUIPMENT**

1.800.668.5586 • www.johnstonequipment.com



CANADA'S LEADING MATERIAL HANDLING SUPPLIER

**Do you have a special application?
Not a problem!**

**KLETON specializes in
custom requests.**



*Look for this symbol
throughout the catalogue.*



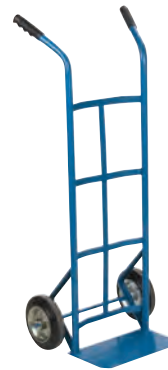
RUBBER WHEEL HAND TRUCKS

- Constructed of 1", 16-gauge steel tubing
- Nose plate 7-gauge steel
- Overall width: 19 1/2"
- Wheel dimensions: 8" x 2"
- Powder-coated



KLETON

| Model No. | Description | Overall Height | Nose Plate Dim. | | | Capacity lbs. | Wt. lbs. |
|-----------|-------------------|----------------|-----------------|---|-------|---------------|----------|
| | | | W" | x | D" | | |
| MK728 | Continuous Handle | 46 | 14 | x | 8 1/2 | 600 | 26 |
| MK729 | Dual Handle | 48 | 14 | x | 8 1/2 | 600 | 28 |
| MN103 | P-handle | 51 | 14 | x | 9 | 600 | 28 |



MK729



MK728



MN103


PNEUMATIC WHEEL HAND TRUCKS

- Constructed of 1", 16-gauge steel tubing
- Nose plate 8-gauge steel
- Overall width: 21 1/2"
- Wheel dimensions: 10" x 3"
- Powder-coated



KLETON

| Model No. | Description | Overall Height | Nose Plate Dim. | | | Capacity lbs. | Wt. lbs. |
|-----------|-------------------|----------------|-----------------|---|----|---------------|----------|
| | | | W" | x | D" | | |
| MH300 | Dual Handle | 46 | 14 | x | 9 | 600 | 24 |
| MH301 | Continuous Handle | 48 | 14 | x | 9 | 600 | 22 |
| MH302 | P-handle | 51 | 14 | x | 9 | 600 | 26 |



MH301



MH300



MH302

FLAT FREE WHEEL HAND TRUCKS

- Constructed of 1", 16-gauge steel tubing
- Nose plate 8-gauge steel
- Overall width: 22"
- Wheel dimensions: 10" x 3 1/2"
- Powder-coated



KLETON

| Model No. | Description | Overall Height | Nose Plate Dim. | | | Capacity lbs. | Wt. lbs. |
|-----------|-------------------|----------------|-----------------|---|----|---------------|----------|
| | | | W" | x | D" | | |
| MN389 | Dual Handle | 46 | 14 | x | 9 | 600 | 25 |
| MN390 | Continuous Handle | 48 | 14 | x | 9 | 600 | 24 |
| MN391 | P-Handle | 51 | 14 | x | 9 | 600 | 28 |



MN389



MN390



MN391

HEAVY-DUTY HAND TRUCKS

- All welded construction
- Constructed of 1 1/4", 14 gauge steel tube
- Nose plate 6-gauge steel
- Overall Width: 20"
- Powder-coated paint
- Durable Kleton blue enamel finish



KLETON

| Model No. | Description | Overall Height | Nose Plate Dim. | | | Capacity lbs. | Wt. lbs. |
|--------------------------------------|-------------------|----------------|-----------------|---|-------|---------------|----------|
| | | | W" | x | D" | | |
| 10" X 3" PNEUMATIC WHEELS | | | | | | | |
| MK731 | Dual Handle | 46 | 14 | x | 8 | 800 | 24.5 |
| MO120 | Continuous Handle | 50 | 14 | x | 8-3/4 | 800 | 47 |
| MO122 | P-Handle | 50-3/4 | 14 | x | 8-3/4 | 800 | 47 |
| 8" X 2" MOLD-ON RUBBER WHEELS | | | | | | | |
| MK730 | Dual Handle | 46 | 14 | x | 8 | 1000 | 32 |
| MO119 | Continuous Handle | 50 | 14 | x | 8-3/4 | 1000 | 50 |
| MO121 | P-Handle | 50-3/4 | 14 | x | 8-3/4 | 1000 | 50 |



MK730



MO120



MO122

HAND TRUCKS

HEAVY-DUTY SPADE TRUCK

- All welded, ready to use
- Constructed of double-welded 1 1/4" round 14-gauge steel tubing
- Oversized nose plate and easy grip frame helps with the balancing of larger items
- Tapered 22" L x 13" D x 1/4" thick nose plate
- Two 10" mold-on rubber wheels
- Capacity: 1200 lbs.
- Durable Kleton blue enamel finish

KLETON



| Model No | Dimensions W" x H" | Wt. lbs. |
|----------|--------------------|----------|
| ML324 | 22 x 53 | 68 |



INDUSTRIAL APPLIANCE TRUCK

- Move large appliances easily
- Heavy-duty all welded industrial construction
- Vinyl bumpers on face of truck to prevent damage to appliances
- Heavy-duty continuous stair climbers for easy climbing/descending
- 8" solid rubber wheels
- Ratchet mechanism for easy fastening of loads
- Overall dimensions: 14 1/2" L x 24" W x 59" H
- Step climber weight capacity of 250lbs.
- Capacity: 550 lbs.
- Weight: 46 lbs.

Model No. ML616

KLETON



VENDING MACHINE APPLIANCE TRUCK

- Move large appliances easily
- Heavy-duty all welded industrial construction
- Vinyl bumpers on face of truck to prevent damage to appliances
- Heavy-duty continuous stair climbers for easy climbing/descending
- Fold out rear legs with two 4" swivel casters
- 8" solid rubber front wheels
- Ratchet mechanism for easy fastening of loads
- Overall dimensions: 14 1/2" L x 24" W x 66" H
- Step climber weight capacity of 250lbs.
- Capacity: 850 lbs.
- Weight: 65 lbs.

Model No. ML617

KLETON



MOVING STRAPS

- Allows for safe movement of appliances and larger items
- Movers can constantly stay in an upright position during the move, reducing the risk of back injuries
- Nylon (5000 lbs. test)
- Includes: Two transport straps, 4" x 4', and two adjustable straps, 1 3/4" x 9'

Model No. MD223



HEAVY-DUTY DUAL HANDLE HAND TRUCK

- Constructed of 1 1/4", 14-gauge steel tubing
- Nose plate 6-gauge steel
- Overall height: 46"
- Overall width: 20"
- 8" x 12" nose plate
- Powder-coated

KLETON

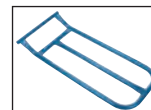


| Model No. | Description | Wheel" | Capacity lbs. | Wt. lbs. |
|-----------|--------------|--------|---------------|----------|
| MA376 | Rubber Wheel | 10 x 2 | 1000 | 40 |



DELUXE 12" NOSE PLATE HAND TRUCKS

- All welded, ready to use
- Constructed of 1" round 14-gauge steel tubing
- Transport short to tall loads easily
- P handle ideal for one hand control
- Strong 12" L x 14" D x 3/16" thick nose plate
- Double welded 3/16" x 1 1/2" cross bars
- Add a folding nose extension to be able to transport larger loads
- Two 10" full pneumatic wheels
- Capacity: 700 lbs.
- Durable Kleton blue enamel finish



ML321



KLETON



ML323
Nose Extension

| Model No | Description | Overall Dimensions W" x H" | Wt. lbs. |
|----------|----------------|----------------------------|----------|
| ML321 | Lo-Boy | 23 x 50 | 40 |
| ML322 | Hi-Boy | 23 x 72 | 42 |
| ML323 | Nose Extension | 12" W x 22" D | 7.75 |

INDUSTRIAL APPLIANCE TRUCK

- Vinyl frontal protection prevents damage to appliances
- Easily move large appliances
- Continuous stair climbers for easy ascending/descending
- 8" diameter solid rubber wheels
- All-welded industrial construction
- Frame Material: Steel
- Nose Plate Dimensions: 24" W x 5" D
- Capacity: 550 lbs.
- Handle Type: Continuous Handle
- Wheel Material: Solid Rubber
- Wheel Size: 8"H x 2" W
- Colour: Red / Black
- Steel Nose Plate ga.: 10
- Steel Tubing ga.: 14

| Model No | Overall Dimensions W" x D" x H" | Wt. lbs. |
|----------|---------------------------------|----------|
| MP505 | 24 x 13.5 x 59 | 44 |

KLETON



CONVERTIBLE DELUXE STEEL HAND TRUCK

- Constructed of 1" round 14-gauge steel tubing
- Quickly converts from a 2-wheel hand truck to a 4-wheel platform truck
- 8" x 14" nose plate
- Comes with two welded-on stair glides
- Two 10" full pneumatic wheels and two 3" bolted-on casters
- Capacity: Hand truck 600 lbs. Platform truck 800 lbs.
- Durable Kleton blue enamel finish



KLETON



| Model No | Overall Dimensions W" x D" x H" | Wt. lbs. |
|----------|---------------------------------|----------|
| ML320 | 14 x 43 x 46 | 68 |

HAND TRUCK WITH SWIVEL CASTERS

- 4" rear poly casters allow small diameter turns in tight areas
- Combination two handle and utility bar design reduces strain of lifting, lowering and transporting
- 8" deep nose plate
- 10" x 2 3/4" semi-pneumatic front wheels
- Overall dimensions: 20 1/2" W x 47 1/2" H
- Capacity: 800 lbs.
- Weight.: 53 lbs.

Model No. MD758

WESCO



RATCHET STRAPS & FURNITURE PADS

RUBBER TIE DOWNS

- Material: EPDM gives the ability to resist degradation resulting from weathering agents like UV rays and ozone making it perfect weather resistant rubber
- Retains its rebound qualities
- Rubber Tie Downs Straps resist cracking and rotting
- Durable Zinc plated steel "S" hooks

| Model No. | Size" | Max Safe Stretch" |
|-----------|-------|-------------------|
| PE366 | 5 | 7.5 |
| PE367 | 9 | 13.5 |
| PE368 | 15 | 22.5 |
| PE369 | 21 | 31.5 |
| PE370 | 31 | 46.5 |
| PE371 | 41 | 61.5 |

KLETON



RUBBER TIE DOWNS SETS

Same great features as Kleton rubber tie downs, in the convenience of sets

PF090



KLETON

| Model No. | Description | Includes |
|-----------|-------------------------|---|
| PF090 | 10-Pc. Basic Set | 4 x 21" (PE369), 2 x 31" (PE370) and 4 x 41" (PE371) |
| PF091 | 16-Pc. All-Purpose Set | 2 x 9" (PE367), 2 x 15" (PE368), 4 x 21" (PE369), 4 x 31" (PE370) and 4 x 41" (PE371) |
| PF092 | 20-Pc. Professional Set | 10 x 21" (PE369) and 10 x 41" (PE371) |

RATCHET UTILITY STRAPS

- Ideal tie-down straps to use for light-duty jobs
- Ideal for securing loads such as boxes, bicycles, toolboxes, or anything that you don't want moving and rolling around in the back of your truck or trailer
- Corrosion resistant, heat-treated carbon steel ratchet is designed to help achieve maximum tensioning for maximum control
- Heat-treated carbon steel S-hooks that have been manufactured with versatility and strength
- S-hooks are very simple to use and will slip into nearly any type of anchor point
- Hooks are vinyl coated in order to protect the hooks, the cargo, and the vehicle from damage
- Overall Breaking Strength: 1500 lbs. (680 kg)
- Standard(s) Met: WSTDA (Web Sling Tie Down Association)

KINEDYNE
The Cargo Control People!™



| Model No. | Mfg. No. | Length' | Width" | Working Load Limit lbs. | kg |
|-----------|----------|---------|--------|-------------------------|-----|
| FLU024 | 15531 | 12 | 1 | 500 | 230 |

STRAP-ALL™ ONE INCH STRAPS

- Ratchet strap with ratchet
- Light-duty tie-down can be used on pick-up trucks utility trailers, car top racks and boat trailers



KINEDYNE
The Cargo Control People!™

| Model No. | Strap Length' | Breaking Strength lbs. | Working Load Limit lbs./kg |
|-----------|---------------|------------------------|----------------------------|
| ND361 | 16 | 1200 | 835/380 |

FURNITURE PADS

- Protect furniture from scratches when moving
- Zigzag stitching provides durability and consistent cushioning
- Cotton and polyester material
- 72" W x 80" L

PREMIUM FURNITURE PADS

- 40-oz. filling
- Dark blue/light blue
- Weight: 5.5 lbs.

Model No. PF460

KLETON



PF460

ECONOMY FURNITURE PADS

- 22-oz. filling
- Navy blue/light blue
- Weight: 3.33 lbs.

Model No. PF797



PF797

STANDARD FURNITURE PADS

- 29-oz. filling
- Weight: 5 lbs.



PG302



PF461

| Model No. | Colour |
|-----------|-------------------|
| PF461 | Dark blue & green |
| PG302 | Camo |

RATCHET STRAPS

- Designed to handle most type of flat-bed tie-downs
- Constructed from resin-coated polyester
- Standard 18" fixed end
- Comes standard with CVSA approved rating tag and working load limit stencil
- Meets both D.O.T and W.S.T.D.A. regulated standards
- Special lengths are available upon request



ND351

KINEDYNE
The Cargo Control People!™

| Model No. | Mfg. No. | Description | Length' | Width" | Working Load Limit lbs. | kg |
|-----------|----------|--------------|---------|--------|-------------------------|------|
| ND349 | 513020 | Flat Hook | 30 | 2 | 3335 | 1513 |
| ND351 | 513060 | Wire Hook | 30 | 2 | 1670 | 757 |
| PE951 | 553021 | Flat Hook | 30 | 3 | 5400 | 2450 |
| PE952 | 553036 | Wire Hook | 30 | 3 | 5400 | 2450 |
| PE953 | 553040 | Chain Anchor | 30 | 3 | 5400 | 2450 |
| PE954 | 593021 | Flat Hook | 30 | 4 | 5400 | 2450 |

2" LOGISTIC STRAPS

- Designed to take care of most interior van loading requirements
- Standard 48" fixed end
- Adjustable captive end to avoid loss or theft
- Comes with ratchet buckle and webbing
- Spring-loaded "E"



ND352

KINEDYNE
The Cargo Control People!™

| Model No. | Strap Length' | Width" | Breaking Strength lbs. | Colour | Working Load Limit lbs./kg |
|-----------|---------------|--------|------------------------|--------|----------------------------|
| ND352 | 12 | 2 | 3000 | Gold | 1000/455 |
| ND353 | 16 | 2 | 3000 | Grey | 1000/455 |
| ND354 | 20 | 2 | 3000 | Blue | 1000/455 |

HAND TRUCKS

LIFTKAR® ALUMINUM STAIR CLIMBING HAND TRUCKS

- Battery-powered stair climbing hand trucks help reduce worker fatigue and the risk of injury, as well as reduce the number of employees needed to deliver cargo
- Pivoting and fixed ergonomic handle configurations available to handle a wide variety of cargo
- Lift wheels are uni-directional to help prevent cargo from accidentally rolling down the stairs
- Dual speed control on all models to fit your application
- Electronic overload protection protects operating components if capacity is exceeded
- 10" pneumatic wheels
- Capacity: 375 lbs.
- Quick-change battery and charger included
- **Nose plates sold separately**



Ergo Handle

Fold Handle

Uni Handle



Fold-L Handle

WESCO®

| Model No. | Handle Type | W" | Dimensions x | H" |
|-----------|-------------|--------|--------------|--------------------|
| MN247 | Ergo | 18 1/2 | x | 63 |
| MN248 | Fold | 18 | x | 61 (40 Folded) |
| MN249 | Uni | 17 1/2 | x | 59 |
| MN250 | Fold-L | 19 | x | 64 1/2 (51 Folded) |

NOSE PLATES

| Model No. | Frame Type | W" | Dimensions x | H" |
|-----------|------------|-------|--------------|------|
| MN727 | Grooved | 16.5 | x | 13.4 |
| MN728 | Grooved | 18.8 | x | 9.4 |
| MN729 | Smooth | 18.45 | x | 10.9 |
| MN730 | Smooth | 18.74 | x | 9.4 |
| MN731 | Smooth | 17.7 | x | 7.5 |
| MN732 | Grooved | 14 | x | 7 |
| MN733 | Grooved | 23.25 | x | 7 |

Note: Each unit is capable of being customized with various options (i.e. wheel type and nose plate size). Also available in 240-lb. and 300-lb. capacities.

THREE-POSITION SPARTAN III™ CONVERTIBLE HAND TRUCKS

- Can be used to transport all your needs, from general use items to bulky equipment
- 3 Positions: Vertical - 2 wheel, 45 Degree - 4 wheel, Platform - 4 wheel
- 7.5" W x 27" L recessed folding nose extension
- Handle type: Continuous handle
- Handle height: 48"
- 5" x 1.25 swivel casters
- 10" pneumatic wheels
- Capacity vertical 2 wheel: 500 lbs.
- Capacity 45 degree 4 wheel: 500 lbs.
- Capacity 4 wheel Platform: 750 lbs.
- Frame bed: 12" W x 51" L
- Shipped knocked down, boxed



WESCO®

| Model No. | Frame Material | Nose Plate Dimensions W" x D" | Overall Dimensions W" x H" | Colour | Wt. lbs. |
|-----------|----------------|-------------------------------|----------------------------|----------|----------|
| MN680 | Aluminum | 18 x 7.5 | 21.5 x 52 | Aluminum | 42 |

LOAD RETENTION HAND TRUCKS

- Constructed of 1" round 14-gauge steel tubing
- 18 1/2" x 53" load retention grill to safely handle wide and awkward loads
- 7-gauge steel nose plate
- 18 1/2" W x 9 3/4" D nose plate
- Two 10" full pneumatic wheels
- Capacity: 600 lbs.
- Durable Kleton blue enamel finish

Model No. MN412



KLETON



GEMINI® CONVERTIBLE ALUMINUM TRUCKS

- Converts in seconds from a 2-wheel hand truck to a 4-wheel platform truck
- Lightweight, high strength aluminum construction
- Balanced to assure easier wheeling and positive load control
- 18" wide x 7 1/2" deep rugged cast aluminum nose plate
- 5" swivel casters
- 10" x 3 1/2" full pneumatic wheels
- 16 5/8" frame width, 20 1/2" O.A. width
- Shipped knocked down

MAGLINER®



Gemini Jr. MA319



Gemini Sr. MA320

| Model No. | Hand Truck Cap. lbs. | Hand Truck Ht." | Platform Truck Cap. lbs. | Platform Truck Ht." | Length" | Wt. lbs. |
|-----------|----------------------|-----------------|--------------------------|---------------------|---------|----------|
| MA319 | 500 | 51 | 1000 | 40 | 38 | 44 |
| MA320 | 500 | 61 | 1000 | 45 1/8 | 51 | 45 |

OPTIONAL SNAP-ON DECK

| | | |
|-------|------------------------|---|
| MB198 | 43 1/4" For Gemini Jr. | 5 |
| MB197 | 56" For Gemini Sr. | 6 |

SPARTAN ALUMINUM ECONOMY CONVERTIBLE TRUCKS

- Converts easily from 2-wheel to 4-wheel
- 10" pneumatic wheels & 5" casters
- Frame Material: Aluminum
- Nose Plate Dimensions: 18" W x 7-1/2" D
- Hand Truck Capacity: 500 lbs.
- Platform Truck Capacity: 1000 lbs.
- Shipped knocked down



MH257



WESCO®

| Model No. | Description | Size" |
|-----------|-------------|--------|
| MH257 | Jr. | 52 |
| MH258 | Sr. | 61-1/2 |

RUBBER WHEEL ALUMINUM HAND TRUCKS

- Strong lightweight hand truck provides exceptional durability and versatility
- Weld-free construction for easy maintenance
- Wheel Size: 8" H x 2" W
- Capacity: 500 lbs.
- Shipped knocked down



| Model No. | Wheel Material | Overall Dimensions | | | Nose Plate Dimensions | | |
|--------------------------|----------------|--------------------|---|----|-----------------------|---|-------|
| | | W" | x | H" | W" | x | D" |
| DUAL HANDLE | | | | | | | |
| MO891 | Mold-On Rubber | 20 | x | 52 | 18 | x | 7-1/2 |
| P-HANDLE | | | | | | | |
| MO073 | Rubber | 14 | x | 52 | 14 | x | 7-1/2 |
| MN027 | Mold-On Rubber | 21 | x | 48 | 18 | x | 7-1/2 |
| CONTINUOUS HANDLE | | | | | | | |
| MN024 | Mold-On Rubber | 16 | x | 48 | 14 | x | 7-1/2 |
| MN025 | Mold-On Rubber | 20 | x | 48 | 18 | x | 7-1/2 |
| MO892 | Mold-On Rubber | 20 | x | 48 | 18 | x | 7-1/2 |

CONVERTIBLE HAND TRUCKS

- Lightweight aluminum construction
- Converts easily from a 2-wheel hand truck to a 4-wheel platform truck
- MP503: 5" polyurethane casters and 10" flat free wheels
- MP504: 5" polyurethane caster and 10" pneumatic wheels
- Shipped assembled



| Model No. | Nose Plate W" x D" | Hand Truck Cap. lbs. | Platform Truck Cap. lbs. | L" x W" |
|-----------|-----------------------|-------------------------|-----------------------------|---------|
| MP503 | 18 x 10 | 600 | 1250 | 43 x 12 |
| MP504 | 18 x 7-1/2 | 550 | 800 | 56 x 20 |

HAND TRUCK ACCESSORIES



STAIR CLIMBERS

Model No. MN015



NOSE EXTENSIONS

- Size: 20"
- Will not fit on 18" x 10" nose plates.

Model No. MN019



REPLACEMENT WHEELS

- 10" Pneumatic

Model No. MN012

- 8" Mold-on rubber

Model No. MN013

- 10" Flat-free

Model No. MN014



MN012



MN014



MN013

FOLDING HAND TRUCK

- Lightweight and durable aluminum construction
- Convenient folding construction permits storage in small spaces
- Comfortable ergonomic handle
- Elastic straps help to secure load
- 5" x 1 1/4" non-marking and shock-absorbing rubber wheels
- 15 1/4" W x 11" D nose plate
- Capacity: 175 lbs.
- Overall Dimensions: 15-1/2" W x 39-5/8" H
- Weight: 9 lbs.

Model No. ML447



HAND TRUCKS

FLAT-FREE WHEEL ALUMINUM HAND TRUCKS

- Strong lightweight hand truck provides exceptional durability and versatility
- Weld-free construction for easy maintenance
- Wheel Size: 10" H x 3" W
- Capacity: 500 lbs.
- Shipped knocked down



KLETON



| Model No. | Handle Type | Overall Dimensions W" x H" | | | Nose Plate Dimensions W" x D" | | |
|-----------|-------------|-------------------------------|---|----|----------------------------------|---|-------|
| M0078 | Continuous | 14 | x | 48 | 14 | x | 7-1/2 |
| M0896 | Continuous | 18 | x | 48 | 18 | x | 7-1/2 |
| M0077 | Continuous | 18 | x | 48 | 18 | x | 10 |
| M0075 | Continuous | 14 | x | 52 | 14 | x | 7-1/2 |

| Model No. | Handle Type | Overall Dimensions W" x H" | | | Nose Plate Dimensions W" x D" | | |
|-----------|-------------|-------------------------------|---|----|----------------------------------|---|-------|
| M0072 | Dual Handle | 18 | x | 52 | 18 | x | 7-1/2 |
| MN032 | Dual Handle | 18 | x | 52 | 18 | x | 10 |
| M0898 | P-Handle | 16 | x | 52 | 14 | x | 7-1/2 |
| M0080 | P-Handle | 18 | x | 52 | 18 | x | 7-1/2 |
| MN029 | P-Handle | 18 | x | 52 | 18 | x | 7-1/2 |

PNEUMATIC WHEEL ALUMINUM HAND TRUCKS

- Strong lightweight hand truck provides exceptional durability and versatility
- Weld-free construction for easy maintenance
- Wheel Size: 10" H x 3" W
- Capacity: 500 lbs.
- Shipped knocked down



KLETON



| Model No. | Handle Type | Overall Dimensions W" x H" | | | Nose Plate Dimensions W" x D" | | |
|-----------|-------------|-------------------------------|---|----|----------------------------------|---|-------|
| M0074 | P-Handle | 14 | x | 52 | 14 | x | 7-1/2 |
| M0079 | P-Handle | 18 | x | 52 | 18 | x | 7-1/2 |
| MN028 | P-Handle | 18 | x | 52 | 18 | x | 7-1/2 |
| M0894 | P-Handle | 18 | x | 52 | 18 | x | 7-1/2 |
| M0893 | Continuous | 16 | x | 48 | 14 | x | 7-1/2 |
| M0895 | Continuous | 16 | x | 48 | 14 | x | 7-1/2 |

| Model No. | Handle Type | Overall Dimensions W" x H" | | | Nose Plate Dimensions W" x D" | | |
|-----------|-------------|-------------------------------|---|----|----------------------------------|---|-------|
| MN026 | Continuous | 16 | x | 52 | 14 | x | 7-1/2 |
| M0076 | Continuous | 18 | x | 48 | 18 | x | 10 |
| MN030 | Dual Handle | 16 | x | 52 | 18 | x | 7-1/2 |
| M0071 | Dual Handle | 18 | x | 52 | 18 | x | 7-1/2 |
| MN031 | Dual Handle | 18 | x | 52 | 18 | x | 10 |
| MN033 | Dual Handle | 21 | x | 52 | 18 | x | 7-1/2 |

ALUMINUM HAND TRUCKS

- Strength, durability and versatility in a lightweight truck
- Totally modular trucks have no welds to break
- 500-lb. capacity on all models
- Shipped knocked down



| Model No. | Nose Plate W" x D" | Overall Ht." | Wheels | Wt. lbs. |
|------------|--------------------|--------------|---------------|----------|
| A. MA250 | 14 x 7 1/2 | 48 | 8" Mold-On | 18 |
| B. MA269 | 18 x 7 1/2 | 48 | 8" Mold-On | 19 |
| C. MA275* | 14 x 7 1/2 | 48 | 10" Pneumatic | 21 |
| D. MA258 | 14 x 7 1/2 | 52 | 8" Mold-On | 19 |
| D. MA255 | 14 x 7 1/2 | 52 | 10" Pneumatic | 21 |
| E. MA263** | 14 x 7 1/2 | 48 | 8" Mold-On | 21 |
| E. MA261** | 14 x 7 1/2 | 48 | 10" Pneumatic | 24 |
| F. MA271 | 18 x 9 | 48 | 8" Mold-On | 19 |
| F. MA270 | 18 x 9 | 48 | 10" Pneumatic | 22 |
| G. MA266 | 18 x 7 1/2 | 52 | 8" Mold-On | 19 |
| G. MA265 | 18 x 7 1/2 | 52 | 10" Pneumatic | 22 |
| H. MA268 | 18 x 7 1/2 | 52 | 8" Mold-On | 19 |
| H. MA267 | 18 x 7 1/2 | 55 | 10" Pneumatic | 22 |

* Frame has a curved back for cylindrical or flat loads

** Includes stair climbers



FOLDING HAND TRUCK

- Easy-to-use latch system may be engaged with one hand
- Heavy-duty construction
- Features a comfort grip handle
- 8" mold-on rubber wheels
- 14" x 7" locking folding nose plate
- Overall height: 48"
- Capacity: 500 lbs.
- Weight: 22 lbs.

Model No. MN117



THREE-POSITION HAND TRUCK

- Can be used to transport all your needs, from general use items to bulky equipment
- 18" x 7 1/2" nose plate included
- Two 10" pneumatic wheels and two 5" polyurethane casters
- Two wheel position: 500 lbs. capacity, overall height 51"
- Four wheel position: 750 lbs. capacity, overall height 40"
- Weight: 43 lbs.

Model No. MN118



Y-CABLE BRAKE HAND TRUCK

- Provides safer load control and reduces operator's accumulated muscle strain
- Easy ergonomic self-equalizing brake actuators
- Stair climber included
- 18" x 9" nose plate
- 10" pneumatic wheels
- Overall height: 60"
- Capacity: 500 lbs.
- Weight: 38 lbs.

Model No. MN119



PORTABLE POLY HAND TRUCK DOCK PLATES

- Lightweight, ergonomic design is easy to use
- Beveled entry and exit edges
- For use with two and four-wheeled dollies, hand trucks and carts
- Raised surface for excellent traction in all weather conditions
- Aluminum legs for durability and strength
- Constructed of yellow HDPE

M0110



| Model No. | Width Inside Curbs" | Overall Dimensions W" x L" x H" | Capacity lbs. |
|-----------|---------------------|---------------------------------|---------------|
| M0110 | 35 | 35 x 36 x 5 | 750 |
| M0111 | 45 | 48 x 36 x 5 | 750 |

HAND TRUCK CURB RAMPS

- Lightweight with two handles for easy pickup, carrying and handling
- Provides an ergonomically correct method to move heavy loads over curbs or up steps
- For use with hand trucks or wheeled carts
- Constructed of yellow HDPE



| Model No. | Height" Min Max | Overall Dimensions W" x L" | Capacity lbs. |
|-----------|-----------------|----------------------------|---------------|
| M0109 | 4-13/16 8 | 27 x 27 | 1000 |

PLATFORM TRUCKS

ALUMINUM PLATFORM TRUCKS

- 40% lighter on average, than steel or wood-and-steel platform trucks
- Corrosion resistant for extra long life
- Box frame made of high strength all-welded aluminum channel
- Corner sockets at both ends allow handles to be used on either end of the truck
- Rubber corner bumpers prevent damage to walls and furniture
- Wide variety of casters to suit any application

KLETON

8" PNEUMATIC CASTERS

| Platform Dimensions" | Capacity lbs. | Smooth Deck Model No. | Wt. lbs. | Tread Plate Deck Model No. | Wt. lbs. |
|----------------------|---------------|-----------------------|----------|----------------------------|----------|
| 24 x 36 | 1400 | - | - | ML904 | 52 |
| 24 x 48 | 1400 | ML902 | 55 | ML905 | 57 |
| 30 x 60 | 1400 | - | - | ML906 | 68 |

10" PNEUMATIC CASTERS

| Platform Dimensions" | Capacity lbs. | Smooth Deck Model No. | Wt. lbs. | Tread Plate Deck Model No. | Wt. lbs. |
|----------------------|---------------|-----------------------|----------|----------------------------|----------|
| 24 x 36 | 1600 | - | - | ML910 | 57 |
| 24 x 48 | 1600 | ML908 | 60 | ML911 | 62 |
| 30 x 60 | 1600 | - | - | ML912 | 73 |

8" FLAT-FREE CASTERS

| Platform Dimensions" | Capacity lbs. | Smooth Deck Model No. | Wt. lbs. | Tread Plate Deck Model No. | Wt. lbs. |
|----------------------|---------------|-----------------------|----------|----------------------------|----------|
| 24 x 36 | 1100 | - | - | ML916 | 55 |
| 24 x 48 | 1100 | ML914 | 58 | ML917 | 60 |
| 30 x 60 | 1100 | - | - | ML918 | 71 |

10" FLAT-FREE CASTERS

| Platform Dimensions" | Capacity lbs. | Smooth Deck Model No. | Wt. lbs. | Tread Plate Deck Model No. | Wt. lbs. |
|----------------------|---------------|-----------------------|----------|----------------------------|----------|
| 24 x 36 | 1200 | - | - | ML922 | 59 |
| 24 x 48 | 1200 | ML920 | 62 | ML923 | 64 |
| 30 x 60 | 1200 | - | - | ML924 | 75 |

8" MOLD-ON RUBBER CASTERS

| Platform Dimensions" | Capacity lbs. | Smooth Deck Model No. | Wt. lbs. | Tread Plate Deck Model No. | Wt. lbs. |
|----------------------|---------------|-----------------------|----------|----------------------------|----------|
| 24 x 36 | 2000 | - | - | ML928 | 65 |
| 24 x 48 | 2000 | ML926 | 68 | ML929 | 70 |
| 30 x 60 | 2000 | - | - | ML930 | 71 |

6" POLYURETHANE CASTERS

| Platform Dimensions" | Capacity lbs. | Smooth Deck Model No. | Wt. lbs. | Tread Plate Deck Model No. | Wt. lbs. |
|----------------------|---------------|-----------------------|----------|----------------------------|----------|
| 24 x 36 | 3400 | - | - | ML934 | 49 |
| 24 x 48 | 3400 | ML932 | 52 | ML935 | 54 |
| 30 x 60 | 3400 | - | - | ML936 | 65 |

8" POLYURETHANE CASTERS

| Platform Dimensions" | Capacity lbs. | Smooth Deck Model No. | Wt. lbs. | Tread Plate Deck Model No. | Wt. lbs. |
|----------------------|---------------|-----------------------|----------|----------------------------|----------|
| 24 x 36 | 4000 | - | - | ML940 | 54 |
| 24 x 48 | 4000 | ML938 | 57 | ML941 | 59 |
| 30 x 60 | 4000 | - | - | ML942 | 70 |



ML902



ML910



ML916



ML922



ML926



ML932



ML940

STEEL DECK PLATFORM TRUCKS

Choose from a large selection of deck sizes and casters to suit any institutional and/or industrial application.

- Made of strong 14-gauge steel deck with a 2" folded bottom lip for extra strength
- Removable 1 1/4" tubular chrome handle can be inserted at either end of platform
- Two rigid and two swivel casters (assembly required, hardware is included)

KLETON



Chrome Handle!

CASTER WHEEL TYPES

Hi-Temp Nylon: Solid black nylon caster will not crush under heavy loads. Good for use on all types of surfaces from wood to concrete. Will tolerate temperatures from a low -28°C to a high of 230°C. Not affected by most corrosive chemicals.

Full Pneumatic: Air filled black rubber tire offers excellent shock absorbing properties. Smooth, quiet rolling over rough, uneven surfaces and outdoor terrain. Not recommended on floors with metal shavings or corrosive chemicals.

Mold-On Rubber: Molded rubber wheel bonded to a spoked cast iron core. The iron core gives it strength while the molded rubber provides easy, smooth and quiet rolling over rough terrain.

Non-Marking Rubber: Used for uneven surfaces and carpet areas. Its quiet rolling feature makes it ideal for both institutional and industrial applications. Will resist wet conditions and corrosive chemicals.

Polyolefin: Plastic wheel with high impact strength and non-chipping properties. Oil, grease and chemical resistant.



CASTER SELECTION:

To select the correct caster that is required for a specific application determine:

- 1) Platform size needed
- 2) Maximum load capacity it will carry
- 3) Type of floor surface it will roll on i.e., concrete, wood, tile etc...
- 4) Floor condition i.e., smooth, uneven, wet, chemicals, metal shavings, temperature etc.

| Model No. | Wheel Dia." | Wheel Type | Load Capacity/lbs. | Wt. lbs. |
|--------------------------------------|-------------|--------------------|--------------------|----------|
| 24" W X 36" L PLATFORM TRUCKS | | | | |
| MB232 | 6 | Hi-Temp Nylon | 1300 | 77 |
| MB233 | 8 | Hi-Temp Nylon | 1400 | 87 |
| MB234 | 8 | Pneumatic | 1000 | 79 |
| MB235 | 6 | Mold-On Rubber | 900 | 88 |
| MB236 | 8 | Mold-On Rubber | 1400 | 96 |
| MB237 | 5 | Non-Marking Rubber | 1200 | 63 |
| MB238 | 5 | Polyolefin | 900 | 61 |

| | | | | |
|--------------------------------------|---|--------------------|------|-----|
| 24" W X 48" L PLATFORM TRUCKS | | | | |
| MB240 | 6 | Hi-Temp Nylon | 1300 | 90 |
| MB241 | 8 | Hi-Temp Nylon | 1400 | 100 |
| MB242 | 8 | Pneumatic | 1000 | 92 |
| MB243 | 6 | Mold-On Rubber | 900 | 101 |
| MB244 | 8 | Mold-On Rubber | 1400 | 109 |
| MB245 | 5 | Non-Marking Rubber | 1200 | 76 |
| MB246 | 5 | Polyolefin | 900 | 74 |

| | | | | |
|--------------------------------------|---|--------------------|------|-----|
| 30" W X 48" L PLATFORM TRUCKS | | | | |
| MD421 | 6 | Hi-Temp Nylon | 1300 | 96 |
| MD422 | 8 | Hi-Temp Nylon | 1400 | 106 |
| MD423 | 8 | Pneumatic | 1000 | 98 |
| MD424 | 6 | Mold-On Rubber | 900 | 107 |
| MD425 | 8 | Mold-On Rubber | 1400 | 115 |
| MD426 | 5 | Non-Marking Rubber | 1200 | 82 |
| MD427 | 5 | Polyolefin | 900 | 80 |

| | | | | |
|--------------------------------------|---|--------------------|------|-----|
| 30" W X 60" L PLATFORM TRUCKS | | | | |
| MB248 | 6 | Hi-Temp Nylon | 1300 | 110 |
| MB249 | 8 | Hi-Temp Nylon | 1400 | 120 |
| MB250 | 8 | Pneumatic | 1000 | 112 |
| MB251 | 6 | Mold-On Rubber | 900 | 121 |
| MB252 | 8 | Mold-On Rubber | 1400 | 129 |
| MB253 | 5 | Non-Marking Rubber | 1200 | 96 |
| MB254 | 5 | Polyolefin | 900 | 94 |

HEAVY-DUTY PLATFORM TRUCKS

WOOD DECK PLATFORM

- Sturdy 2" x 2" angle iron frame, with hardwood decking
- Ideal for carrying objects that scuff by metal to metal contact
- Steel frame absorbs shocks and handles uneven/heavy loads

ALL-STEEL PLATFORM

- Heavy 11-gauge, reinforced channel formed deck arc welded for maximum strength and long lasting rigidity
- Ideal for loads up to 2500 lbs.

KLETON



Chrome Handle!

Wood Deck



Chrome Handle!

All Steel



Standard Corner Placement



Diamond Tilt Placement

| 10" Pneumatic Wheels 1200 lbs. Cap. Model No. | 8" Rubber Wheels 2000 lbs. Cap. Model No. | 8" Hi-Temp Nylon Wheels 2500 lbs. Cap. Model No. | Platform Dimensions* W" x L" | Wt. lbs. |
|---|---|--|------------------------------------|-------------|
|---|---|--|------------------------------------|-------------|

| | | | | |
|------------------|-------|-------|-----------|-----|
| WOOD DECK | | | | |
| MB256 | MB296 | MB130 | 24 x 48-C | 115 |
| MB258 | MB298 | MB133 | 24 x 48-T | 120 |
| MB264 | MB304 | MB138 | 30 x 48-C | 135 |
| MB266 | MB306 | MB141 | 30 x 48-T | 140 |
| MB267 | MB308 | MB142 | 30 x 60-C | 145 |
| MB270 | MD332 | MB145 | 30 x 60-T | 150 |
| MB279 | MB320 | MB155 | 36 x 72-C | 180 |
| MB282 | MB322 | MB157 | 36 x 72-T | 190 |
| MB284 | MB324 | MB166 | 48 x 96-C | 280 |
| MB286 | MB326 | MB169 | 48 x 96-T | 300 |

| | | | | |
|-------------------|-------|-------|-----------|-----|
| STEEL DECK | | | | |
| MB255 | MB295 | MB131 | 24 x 48-C | 110 |
| MB257 | MB297 | MB132 | 24 x 48-T | 115 |
| MB263 | MB303 | MB139 | 30 x 48-C | 130 |
| MB265 | MD331 | MB140 | 30 x 48-T | 135 |
| MB268 | MB307 | MB143 | 30 x 60-C | 140 |
| MB269 | MB309 | MB144 | 30 x 60-T | 145 |
| MB280 | MB319 | MB154 | 36 x 72-C | 175 |
| MB281 | MB321 | MB156 | 36 x 72-T | 185 |
| MB283 | MB323 | MB167 | 48 x 96-C | 240 |
| MB285 | MB325 | MB168 | 48 x 96-T | 265 |

* Suffix C after platform size signifies corner caster placement.
T is diamond tilt.



CUSTOMIZE IT TO YOUR SPECIFICATIONS.
SEE PAGE B21 FOR DETAILS

PLATFORM TRUCKS

HEAVY-DUTY PLATFORM TRUCKS

- Solid 7/8" hardwood deck with 5" x 1 5/8" hardwood sidewall
- Easy to manoeuvre with 44" high handle
- 15" deck height
- Two 12" hi-temp nylon load wheels and two 6" swivel casters
- Capacity: 3000 lbs.



KLEITON



| Model No. | Platform Dimensions | | | Wt. lbs. |
|-----------|---------------------|---|----|----------|
| | W" | x | L" | |
| MB122 | 24 | x | 48 | 150 |
| MB123 | 30 | x | 48 | 170 |
| MB124 | 30 | x | 60 | 195 |
| MB125 | 36 | x | 60 | 210 |
| MB126 | 36 | x | 72 | 230 |

PLASTIC PLATFORM TRUCKS

- HDPE-molded structural plastic for strength and long-term durability
- Lightweight, easy to clean, chemical resistant and resists damage from long-term exposure to weather conditions
- Non-skid deck surface
- Removable steel handle
- Other caster options and capacities available upon request
- Caster assembly required



| Model No. | Caster Type | Platform Dim. W" x L" | Deck Height" | Handle Height" | Capacity lbs. | Wt. lbs. |
|-----------|-------------------|-----------------------|--------------|----------------|---------------|----------|
| MN428 | 8" Mold-On Rubber | 24 x 48 | 11 | 39 | 2000 | 90 |
| MN429 | 8" Mold-On Rubber | 30 x 60 | 11 | 39 | 2000 | 117 |
| MN430 | 8" Polyurethane | 24 x 48 | 11 | 39 | 2500 | 79 |
| MN431 | 8" Polyurethane | 30 x 60 | 11 | 39 | 2500 | 106 |
| MN432 | 10" Pneumatic | 24 x 48 | 13 | 41 | 1200 | 84 |
| MN433 | 10" Pneumatic | 30 x 60 | 13 | 41 | 1200 | 111 |
| MN434 | 10" Flat-Free | 24 x 48 | 13 | 41 | 1000 | 85 |
| MN435 | 10" Flat-Free | 30 x 60 | 13 | 41 | 1000 | 117 |
| MN436 | 8" Pneumatic | 24 x 48 | 11 | 39 | 1000 | 79 |
| MN437 | 8" Pneumatic | 30 x 60 | 11 | 39 | 1000 | 106 |
| MN438 | 8" Flat-Free | 24 x 48 | 11 | 39 | 900 | 80 |
| MN439 | 8" Flat-Free | 30 x 60 | 11 | 39 | 900 | 107 |

ELEVATED PLATFORM TRUCKS

- All-welded steel construction, ready-to-use
- 11-gauge steel deck with 2" square tube frames
- 1 1/4" round tube handle extends 14" above deck
- Removable handle
- Durable Kleiton blue enamel finish



KLEITON



| Model No. | Platform Dimensions W" x L" | Deck Height | Wheel Type | Capacity lbs. |
|-----------|-----------------------------|-------------|-------------------|---------------|
| MN413 | 24 x 48 | 28 | 8" Hi-Temp Nylon | 2000 |
| MN414 | 30 x 60 | 28 | 8" Hi-Temp Nylon | 2000 |
| MN415 | 24 x 48 | 28 | 8" Mold-On Rubber | 1800 |
| MN416 | 30 x 60 | 28 | 8" Mold-On Rubber | 1800 |
| MN417 | 24 x 48 | 31 | 10" Pneumatic | 1000 |
| MN418 | 30 x 60 | 31 | 10" Pneumatic | 1000 |

WAGON TRUCKS

- Fifth wheel steering makes these trucks easy to manoeuvre under full loads
- 14 1/4" deck height
- 10" pneumatic wheels
- Capacity: 1000 lbs.
- Durable Kleiton blue enamel finish



KLEITON



| Wood Deck | | Steel Deck | | Platform Dimensions | | |
|-----------|----------|------------|----------|---------------------|---|----|
| Model No. | Wt. lbs. | Model No. | Wt. lbs. | W" | x | L" |
| MD186 | 120 | MD187 | 130 | 24 | x | 48 |
| MD188 | 150 | MD189 | 170 | 30 | x | 60 |
| MD192 | 190 | MD193 | 210 | 36 | x | 72 |

ERGONOMIC PLATFORM TRUCKS

- Ergonomic handle is placed at a comfortable working height to alleviate back strains
- Picking list holder eliminates the need to handle loose papers
- Deck is constructed from 14-gauge all welded steel with a turned down lip and reinforced channels
- Two rigid and two swivel 8" mold-on rubber casters
- 48" L x 24" W
- Capacity: 1200 lbs.
- Kleiton powder coat finish

Model No. ML892



KLEITON



HEAVY-DUTY PLATFORM TRUCKS

- Ideal for moving large and heavy loads
- Ergonomic handle design improves control and worker safety
- Powder-coated steel handle with retainer clips prevents unintended removal
- Steel reinforced deck for enhanced durability
- Molded-in-tie-down slots for load security
- Textured deck for enhanced durability
- Perimeter deck channel retains small items
- 2 fixed and 2 swivel casters
- Colour: Black
- Assembly required



| Model No. | Overall Dimensions W" x L" x H" | | | Caster Type | Capacity lbs. | Wt. lbs. |
|-----------|---------------------------------|---|----|---------------|---------------|----------|
| ML565 | 24 | x | 36 | 6" Rubber | 1000 | 58 |
| ML566 | 24 | x | 36 | 6" Polyolefin | 2000 | 63 |
| ML567 | 24 | x | 48 | 8" Rubber | 2000 | 76 |
| ML568 | 24 | x | 48 | 8" Pneumatic | 1200 | 76 |
| ML569 | 24 | x | 48 | 8" Polyolefin | 2500 | 80 |
| ML570 | 30 | x | 60 | 8" Rubber | 2000 | 87 |
| ML572 | 30 | x | 60 | 8" Polyolefin | 2500 | 100 |

INSTITUTIONAL PLATFORM TRUCKS

- Ideal truck for institutional applications - hospitals, restaurants, shopping centres, offices, industry and anywhere else a quiet ride and professional appearance is required
- 14-gauge steel deck with 2" lip underneath
- Non-skid rubber surface means product will not shift during use
- Rubber corner bumpers protect walls and furniture
- 1 1/4" tubular chrome handle with end panel contains small packages
- 5" non-marking rubber casters for a smooth, quiet ride; two rigid and two swivel
- Capacity: 1200 lbs
- Shipped knocked down



KLETON

| Model No. | Platform Dimensions | | | Wt lbs. |
|-----------|---------------------|---|----|---------|
| | W" | x | L" | |
| MB190 | 24 | x | 36 | 64 |
| MB208 | 24 | x | 48 | 70 |
| MB207 | 30 | x | 48 | 88 |
| MB209 | 30 | x | 60 | 100 |

FOLDING HANDLE PLATFORM TRUCKS

- Heavy gauge steel construction; non-skid vinyl coated deck
- Move supplies, forms and light equipment around the shop or office
- Quick-release handle folds flat for easy storage
- Vinyl wrap around bumper protects walls and furniture



| Model No. | Platform Dimensions | | | Handle Height" | Cap. lbs. | Caster Type | Wt. lbs. |
|-----------|---------------------|---|----|----------------|-----------|-------------|----------|
| | W" | x | L" | | | | |
| MK988 | 19 | x | 29 | 33 | 400 | 4" Rubber | 22 |
| MK989 | 23 | x | 35 | 33 | 660 | 5" Rubber | 42 |

FOLDABLE PLATFORM TRUCKS

- Ideal when solid, portable platform truck is required
- Interlocking aluminum frame has dual length platform: 16" W x 20" L or 16" W x 28" L; handle height is 32"
- Standard with vinyl corner bumpers
- Folds down to a compact 16" W x 20" L x 9 1/2" H
- Rolls easily on 4" rubber casters
- Capacity: 300 lbs.
- Weight: 18 lbs.

Model No. MK990



TOWABLE PALLET CART

- Easily tow up to 3 carts at once with a towing vehicle using the heavy-duty tow bar and hitch
- Compatible with all standard wooden and plastic pallets up to a standard 48" x 48" pallet
- Features a precision-engineered Duramold™ Deck constructed of resin and metal composite that is lighter than typical steel/wood products without sacrificing strength
- Patented handle designed with variable grip heights to suit a wide range of user heights when used manually with up to two products
- Textured deck surface reduces load slippage
- Deck Width: 51"
- Deck Length: 54-1/2"
- Handle Height: 42.5"
- Capacity: 2500 lbs.
- Wheel Diameter: 8"
- Wheel Type: Polyolefin
- Deck Height: 12-3/8"
- Frame Material: Powder-Coated Steel
- Cart Weight: 148.5 lbs. (67.36 kg)
- Colour: Black
- Assembly required

Model No. MP735



TOWABLE PLATFORM TRUCK

- Easily tow up to 3 carts at once with a towing vehicle using the heavy-duty tow bar and hitch
- Patented handle designed with variable grip heights to suit a wide range of user heights when used manually with up to two products
- Features a precision-engineered Duramold™ Deck constructed of resin and metal composite that is lighter than typical steel/wood products without sacrificing strength
- Patented handle with variable grip height
- Four in molded tie-down slots allow users to secure loads with tie-down straps or bungees when transporting loads
- Textured deck surface reduces load slippage
- Deck Width: 30-1/2"
- Deck Length: 64-1/4"
- Handle Height: 42.5"
- Capacity: 2500 lbs.
- Wheel Diameter: 8"
- Wheel Type: Polyolefin
- Deck Height: 12-3/8"
- Frame Material: Powder-Coated Steel
- Cart Weight: 91.5 lbs. (41.5 kg)
- Colour: Black
- Assembly required

Model No. MP736



TROLLEY

- Durable construction resistant to chipping and peeling
- Three convenient handle positions: up, 45° angle and folded down
- 5" casters are resistant to marking
- Deck width 20-1/2"
- Deck length 31-3/4"
- Handle height: 27"
- Capacity: 500 lbs.
- Wheel diameter: 5"
- Wheel type: rubber
- Deck height: 6"

Model No. JH489



UTILITY CARTS

PLASTIC FLAT SHELF UTILITY SERVICE CART

- Durable structural foam construction will not dent, rust or bend
- Non-marking 5" casters
- Flat top shelf makes loading and unloading of heavy boxes easy
- Overall dimensions: 25 1/2" W x 40 1/2" L x 32 1/2" H
- Capacity: 500 lbs.

Model No. ML620

KLETON



UTILITY SERVICE CARTS

- Durable structural foam construction will not dent, rust, or bend
- Non-marking 5" casters
- Based on evenly distributed weight capacity
- No. of Shelves: 2
- Capacity: 550 lbs.
- Cart Material: Polypropylene
- Overall Depth: 34-1/2"
- Wheel Material: Rubber
- Assembly required
- Lip Configuration: Lip Up
- Clearance Between Shelves: 19-1/2"
- Handle Height: 32-1/2"

MP641



KLETON



| Model No. | Overall Dimensions | | | | | Shelf Dimensions |
|-----------|--------------------|---|--------|---|--------|-------------------------------|
| | W" | x | H" | x | D" | |
| MP640 | 16-1/2 | x | 32-1/2 | x | 34-1/2 | 16-1/4" W x 30-5/8" L |
| MP641 | 24-5/8 | x | 32-1/2 | x | 40 | 24-5/8" W x 40" D x 32-1/2" H |

LIGHT-DUTY UTILITY CARTS

- Durable plastic construction
- Comes with middle shelf and two convenient handles
- Shelves are flat with retaining beaded edges
- 4" swivel non-marking casters
- Platinum
- Assists in complying with HACCP guidelines
- Assembly required

Rubbermaid
Commercial Products



MH223

| Model No. | Shelf Dimensions | | | | | Capacity lbs. | Wt. lbs. |
|-----------|------------------|---|----|---|----|---------------|----------|
| | W" | x | L" | x | H" | | |
| MH223 | 19 | x | 34 | x | 38 | 200 | 30 |

STAINLESS STEEL SHELF CARTS

- All-welded
- 430 stainless steel shelves and frame construction
- 4 swivel, zinc plated casters with non-marking rubber tread, polyurethane hub wheels
- Top and centre shelf include a 3 sided 1" lip
- Bottom shelf is flat with no lip
- Protection bumpers on legs and handles
- Shelves have reinforced hemmed front
- Overall capacity based upon evenly distributed weights
- NSF approved

WESCO



M0250

| Model No. | Caster Size" | Dimensions | | | | Distance Between Shelves | | Capacity lbs. |
|-----------|--------------|------------|---|--------|----|--------------------------|---------|---------------|
| | | W" | x | D" | H" | Top" | Bottom" | |
| M0250 | 3.5 | 15-1/2 | x | 24 | x | 32-1/8 | 12-3/4 | 300 |
| M0251 | 3.5 | 17-5/8 | x | 33 | x | 27-1/8 | 13-1/4 | 300 |
| M0252 | 4 | 15-3/4 | x | 32 | x | 24 | 12-1/2 | 500 |
| M0253 | 4 | 18 | x | 27-3/8 | x | 32 | 13 | 500 |
| M0254 | 5 | 21 | x | 37-1/4 | x | 35-1/8 | 14-3/8 | 500 |

TRADES CARTS

- Use as mobile workbench
- Sized to hold large tools and supplies yet fits in tight spaces
- Four compartmentalised parts box and two versatile storage bins
- Mounting bracket to serve as an electrical cord wrap and convenient handle bin to keep small tools/parts
- Constructed of black plastic for lightness and durability
- 5" casters (two with brakes)
- Also available with a fully enclosed, lockable storage compartment
- Dimensions: 38" L x 19 1/4" W x 33 3/8" H
- Capacity: 180 lbs. (top shelf), 150 lbs. (bottom shelf)
- Assembly required

Model No. MK744

Trades Cart Wt.: 50 lbs.

Model No. MK745

Trades Cart w/Lockable Cabinet

Wt.: 68 lbs



MK744



MK745

FLAT SHELF UTILITY CARTS

- Ergonomic handle design improves control and worker safety
- Flat design makes loading and unloading of heavy boxes and parts easier
- Easy to reach tool/accessory hooks and storage area enhances productivity and organization
- Top shelf perimeter channel retains small items
- Constructed from sturdy structural foam that will not rust, dent, chip nor splinter
- Two rigid and two swivel 5" non-marking TPR casters
- Assembly required
- Black

Rubbermaid
Commercial Products



ML456

| Model No. | Dimensions | | | | Capacity lbs. | Wt. lbs. | |
|-----------|------------|---|---------|---|---------------|----------|----|
| | W" | x | L" | x | | | H" |
| ML456 | 17 1/4 | x | 38 1/2 | x | 38-1/10 | 500 | 33 |
| ML458 | 25 7/8 | x | 43-9/10 | x | 33-3/10 | 500 | 42 |
| ML460 | 25 1/4 | x | 54 | x | 36 | 750 | 52 |

HEAVY-DUTY UTILITY CARTS

- Ergonomic handle design improves control and worker safety
- Easy to reach tool/accessory hooks and storage area enhances productivity and organization
- 2 3/4" deep top shelf securely holds contents
- Constructed from sturdy structural foam that will not rust, dent, chip nor splinter
- Two rigid and two swivel casters
- Assembly required

Rubbermaid
Commercial Products



ML448

| Model No. | | Caster Type | Dimensions | | | Capacity lbs. | Wt. lbs. |
|-----------|-------|--------------------|------------|---|-----------------|---------------|----------|
| Black | Beige | | W" | x | L" x H" | | |
| ML448 | ML449 | 5" Non-Marking TPR | 17 1/8 | x | 39 x 38 1/4 | 500 | 31 |
| ML450 | ML451 | 5" Non-Marking TPR | 25 1/4 | x | 44 x 39 | 500 | 44 |
| ML452 | - | 8" Pneumatic | 25 7/8 | x | 45 1/4 x 37 1/8 | 500 | 66 |
| ML453 | - | 5" Non-Marking TPR | 26 | x | 55 x 33 1/4 | 750 | 52 |
| ML455 | - | 8" Pneumatic | 26 | x | 55 x 33 1/4 | 750 | 74 |

UTILITY CARTS

KNOCKED-DOWN SHELF CARTS

- 16-gauge steel shelves with 2 1/2" high lip
- 1 1/2" x 1 1/2" x 12-gauge formed steel posts
- 1 1/4" diameter tubular steel handle
- Top and middle shelves can be installed lip up or down

- Two rigid and two swivel bolted-on casters
- Easy-to-assemble shipped knocked-down design
- Capacity: 900 lbs. evenly distributed
- Durable Kleton blue powder coat finish



2-SHELF UTILITY CARTS

| Model No. | Shelf Dim. W" x D" | Shelf Clearance" | Post Height" | Overall Height" | Wt. lbs. |
|---------------------------------------|--------------------|------------------|--------------|-----------------|----------|
| 5" BLUE ELASTIC RUBBER CASTERS | | | | | |
| MB492 | 18 x 30 | 25 | 30 | 36 | 52 |
| MB493 | 24 x 36 | 25 | 30 | 36 | 67 |
| MB494 | 24 x 48 | 25 | 30 | 36 | 78 |
| 5" POLYOLEFIN CASTERS | | | | | |
| MB482 | 18 x 30 | 25 | 30 | 36 | 48 |
| MB483 | 24 x 36 | 25 | 30 | 36 | 63 |
| MB484 | 24 x 48 | 25 | 30 | 36 | 74 |
| 8" PNEUMATIC CASTERS | | | | | |
| MB488 | 24 x 36 | 25 | 30 | 40 | 80 |
| MB489 | 24 x 48 | 25 | 30 | 40 | 91 |

3-SHELF UTILITY CARTS

| Model No. | Shelf Dim. W" x D" | Shelf Clearance" | Post Height" | Overall Height" | Wt. lbs. |
|---------------------------------------|--------------------|------------------|--------------|-----------------|----------|
| 5" BLUE ELASTIC RUBBER CASTERS | | | | | |
| MB495 | 18 x 30 | 11 | 30 | 36 | 67 |
| MB496 | 24 x 36 | 11 | 30 | 36 | 89 |
| MB497 | 24 x 48 | 11 | 30 | 36 | 103 |
| ML142 | 18 x 30 | 17 | 42 | 48 | 72 |
| ML143 | 24 x 36 | 17 | 42 | 48 | 95 |
| ML144 | 24 x 48 | 17 | 42 | 48 | 112 |
| 5" POLYOLEFIN CASTERS | | | | | |
| MB485 | 18 x 30 | 11 | 30 | 36 | 63 |
| MB486 | 24 x 36 | 11 | 30 | 36 | 86 |
| MB487 | 24 x 48 | 11 | 30 | 36 | 103 |
| MN143 | 18 x 30 | 17 | 42 | 48 | 69 |
| MN144 | 24 x 36 | 17 | 42 | 48 | 92 |
| MN145 | 24 x 48 | 17 | 42 | 48 | 109 |
| 8" PNEUMATIC CASTERS | | | | | |
| MB490 | 24 x 36 | 11 | 30 | 40 | 102 |
| MB491 | 24 x 48 | 11 | 30 | 40 | 119 |
| MN146 | 24 x 36 | 17 | 42 | 52 | 108 |
| MN147 | 24 x 48 | 17 | 42 | 52 | 125 |

ERGONOMIC SHELF CARTS

- All-welded 16-gauge construction
- All-welded ergonomic handle placed at a comfortable working height
- Two rigid and two swivel 5" casters
- Capacity: 800 lbs. evenly distributed
- Durable Kleton blue enamel finish



ML562

| Model No. | Number of Shelves | Caster Type | Overall Dim. W" x D" x H" |
|-----------|-------------------|-------------|---------------------------|
| ML561 | 2 | Blue Rubber | 20 x 32 x 37 |
| MN056 | 2 | Blue Rubber | 26 x 38 x 37 |
| ML562 | 3 | Blue Rubber | 20 x 32 x 37 |
| MN055 | 3 | Blue Rubber | 26 x 38 x 37 |
| ML563 | 2 | Polyolefin | 20 x 32 x 37 |
| ML883 | 2 | Polyolefin | 26 x 38 x 37 |
| ML564 | 3 | Polyolefin | 20 x 32 x 37 |
| ML884 | 3 | Polyolefin | 26 x 38 x 37 |



ML149

MB492

4-SHELF UTILITY CARTS

| Model No. | Shelf Dim. W" x D" | Shelf Clearance" | Post Height" | Overall Height" | Wt. lbs. |
|---------------------------------------|--------------------|------------------|--------------|-----------------|----------|
| 5" BLUE ELASTIC RUBBER CASTERS | | | | | |
| ML145 | 18 x 30 | 10 | 42 | 48 | 87 |
| ML146 | 24 x 36 | 10 | 42 | 48 | 117 |
| ML147 | 24 x 48 | 10 | 42 | 48 | 140 |
| ML148 | 18 x 30 | 15 | 55 | 61 | 93 |
| ML149 | 24 x 36 | 15 | 55 | 61 | 123 |
| ML150 | 24 x 48 | 15 | 55 | 61 | 146 |
| 5" POLYOLEFIN CASTERS | | | | | |
| MN148 | 18 x 30 | 10 | 42 | 48 | 84 |
| MN149 | 24 x 36 | 10 | 42 | 48 | 114 |
| MN150 | 24 x 48 | 10 | 42 | 48 | 137 |
| MN151 | 18 x 30 | 15 | 55 | 61 | 89 |
| MN152 | 24 x 36 | 15 | 55 | 61 | 120 |
| MN153 | 24 x 48 | 15 | 55 | 61 | 143 |
| 8" PNEUMATIC CASTERS | | | | | |
| MN154 | 24 x 36 | 10 | 42 | 52 | 130 |
| MN155 | 24 x 48 | 10 | 42 | 52 | 154 |
| MN156 | 24 x 36 | 15 | 55 | 65 | 136 |
| MN157 | 24 x 48 | 15 | 55 | 65 | 159 |

5-SHELF UTILITY CARTS

| Model No. | Shelf Dim. W" x D" | Shelf Clearance" | Post Height" | Overall Height" | Wt. lbs. |
|---------------------------------------|--------------------|------------------|--------------|-----------------|----------|
| 5" BLUE ELASTIC RUBBER CASTERS | | | | | |
| ML151 | 18 x 30 | 10 | 55 | 61 | 107 |
| ML152 | 24 x 36 | 10 | 55 | 61 | 145 |
| ML153 | 24 x 48 | 10 | 55 | 61 | 175 |
| 5" POLYOLEFIN CASTERS | | | | | |
| MN158 | 18 x 30 | 10 | 55 | 61 | 104 |
| MN159 | 24 x 36 | 10 | 55 | 61 | 142 |
| MN160 | 24 x 48 | 10 | 55 | 61 | 171 |
| 8" PNEUMATIC CASTERS | | | | | |
| MN161 | 24 x 36 | 10 | 55 | 65 | 158 |
| MN162 | 24 x 48 | 10 | 55 | 65 | 188 |

DEEP-LIPPED SERVICE CARTS

- All-welded design, ready-to-use
- Deep shelf lips for retention
- Two 14-gauge steel shelves welded to 1 1/2" x 1 1/2" x 1/8" steel posts
- 1" diameter tubular ergonomic handle
- Two rigid and two swivel 5" non-marking rubber casters
- Overall dimensions: 24" W x 42" D x 47" H
- Capacity: 1200 lbs. evenly distributed
- Durable Kleton blue enamel finish



MN393



| Model No. | Shelf Size W" x D" | Shelf Lip Depth | Clearance Between Shelves | Wt. lbs. |
|-----------|--------------------|-----------------------|---------------------------|----------|
| MN393 | 24 x 36 | Top 6"/Bottom 1 1/2" | 22 1/2" | 85 |
| MN394 | 24 x 36 | Top 12"/Bottom 1 1/2" | 16" | 90 |
| MN395 | 24 x 36 | Top 6"/Bottom 6" | 18" | 90 |



CUSTOMIZE IT TO YOUR SPECIFICATIONS.
SEE PAGE B21 FOR DETAILS

UTILITY CARTS

HEAVY-DUTY SHELF CARTS

- All-welded design ready to use
- Cart constructed from 14-gauge steel shelves welded to 1 1/2" x 1 1/2" x 1/8" steel angle posts
- Versatile for all material transport
- 1" diameter tubular steel handle
- Shelves are available with a 1 1/2" lip configured up or down
- Two rigid and two swivel 5" non-marking casters
- Capacity: 1200 lbs. evenly distributed
- Durable Kleton blue enamel finish



MB461



ML091



MB476

OVERALL HEIGHT: 36"

| Lip Up Model No. | Lip Down Model No. | Shelf Dimensions W" x D" | No. Shelves | Clearance Between Shelves" | Handle Height" | Overall Dimensions W" x D" x H" | Wt. lbs. |
|------------------|--------------------|--------------------------|-------------|----------------------------|----------------|---------------------------------|----------|
| MB445 | MB444 | 18 x 30 | 2 | 27 | 36 | 18 x 33 x 36 | 60 |
| MB447 | MB446 | 24 x 36 | 2 | 27 | 36 | 24 x 39 x 36 | 65 |
| MB449 | MB448 | 24 x 48 | 2 | 27 | 36 | 24 x 51 x 36 | 100 |
| MB456 | MB455 | 18 x 30 | 3 | 12 | 36 | 18 x 33 x 36 | 75 |
| MB459 | MB458 | 24 x 36 | 3 | 12 | 36 | 24 x 39 x 36 | 85 |
| MB461 | MB460 | 24 x 48 | 3 | 12 | 36 | 24 x 51 x 36 | 110 |

OVERALL HEIGHT: 48"

| Lip Up Model No. | Lip Down Model No. | Shelf Dimensions W" x D" | No. Shelves | Clearance Between Shelves" | Handle Height" | Overall Dimensions W" x D" x H" | Wt. lbs. |
|------------------|--------------------|--------------------------|-------------|----------------------------|----------------|---------------------------------|----------|
| ML084 | ML083 | 18 x 30 | 3 | 18 | 42 | 18 x 33 x 48 | 80 |
| ML086 | ML085 | 24 x 36 | 3 | 18 | 42 | 24 x 39 x 48 | 90 |
| ML088 | ML087 | 24 x 48 | 3 | 18 | 42 | 24 x 51 x 48 | 115 |
| ML090 | ML089 | 18 x 30 | 4 | 12 | 42 | 18 x 33 x 48 | 110 |
| ML092 | ML091 | 24 x 36 | 4 | 12 | 42 | 24 x 39 x 48 | 135 |
| ML094 | ML093 | 24 x 48 | 4 | 12 | 42 | 24 x 51 x 48 | 160 |

OVERALL HEIGHT: 61"

| Lip Up Model No. | Lip Down Model No. | Shelf Dimensions W" x D" | No. Shelves | Clearance Between Shelves" | Handle Height" | Overall Dimensions W" x D" x H" | Wt. lbs. |
|------------------|--------------------|--------------------------|-------------|----------------------------|----------------|---------------------------------|----------|
| MB468 | MB467 | 18 x 30 | 4 | 16 | 42 | 18 x 33 x 61 | 115 |
| MB470 | MB469 | 24 x 36 | 4 | 16 | 42 | 24 x 39 x 61 | 140 |
| MB472 | MB471 | 24 x 48 | 4 | 16 | 42 | 24 x 51 x 61 | 165 |
| MB474 | MB473 | 18 x 30 | 5 | 11 | 42 | 18 x 33 x 61 | 125 |
| MB476 | MB475 | 24 x 36 | 5 | 11 | 42 | 24 x 39 x 61 | 155 |
| MB478 | MB477 | 24 x 48 | 5 | 11 | 42 | 24 x 51 x 61 | 184 |

HEAVY-DUTY SHELF CARTS WITH DRAWER

- All-welded design ready to use
- Carts constructed from 14-gauge steel shelves welded to 1 1/2" x 1 1/2" x 1/8" steel angle posts
- 1" diameter tubular steel handle
- Lockable drawer for supplies
- Drawer dimensions: 15 1/4" W x 20" D x 6" H, 100-lb. capacity
- Available with two or three shelves with 1 1/2" lip configured up
- Two rigid and two swivel bolted-on 5" non-marking casters
- Capacity: 1200 lbs. evenly distributed
- Durable Kleton blue enamel finish



MH255

| Model No. | Shelf Dimensions W" x D" | Number of Shelves | Clearance Between Shelves" | Drawer to Shelf Clearance" | Handle Height" | W" | Overall Dimensions x D" x H" | Wt. lbs. |
|-----------|--------------------------|-------------------|----------------------------|----------------------------|----------------|----|------------------------------|----------|
| MH255 | 24 x 36 | 2 | 27 | 18 | 36 | 24 | x 39 x 36 | 75 |
| MH256 | 24 x 36 | 3 | 12 | 3 | 36 | 24 | x 39 x 36 | 95 |
| ML081 | 24 x 48 | 2 | 27 | 18 | 36 | 24 | x 51 x 36 | 110 |
| ML082 | 24 x 48 | 3 | 12 | 3 | 36 | 24 | x 51 x 36 | 120 |

ORDER PICKING CARTS

- All-welded design for durability and long life
- Picking list holder eliminates the need to handle loose papers
- 14-gauge steel shelves with 1 1/2" lip, configured up
- Two rigid and two swivel bolted 5" non-marking rubber casters
- Capacity: 1200 lbs. evenly distributed
- Durable Kleton blue enamel finish



MB442

| Model No. | Shelf Dimensions W" x D" | No. Shelves | Between Shelves" | Handle Height" | W" | Overall Dimensions x D" x H" | Wt. lbs. |
|-----------|--------------------------|-------------|------------------|----------------|----|------------------------------|----------|
| MB440 | 18 x 30 | 2 | 27 | 36 | 18 | x 46 x 36 | 70 |
| MB441 | 24 x 36 | 2 | 27 | 36 | 24 | x 52 x 36 | 80 |
| ML095 | 24 x 48 | 2 | 27 | 36 | 24 | x 64 x 36 | 110 |
| MB442 | 18 x 30 | 3 | 12 | 36 | 18 | x 46 x 36 | 85 |
| MB443 | 24 x 36 | 3 | 12 | 36 | 24 | x 52 x 36 | 100 |
| ML096 | 24 x 48 | 3 | 12 | 36 | 24 | x 64 x 36 | 120 |



CUSTOMIZE IT TO YOUR SPECIFICATIONS.
SEE PAGE B21 FOR DETAILS

MOBILE SERVICE CARTS

- All welded design, ready to use
- Lockable drawer for supplies
- Two 14 gauge steel shelves welded to 1 1/2" x 1 1/2" x 1/8" steel posts
- 1" diameter tubular handle
- Two rigid and two swivel with brake bolted-on 5" non-marking rubber casters
- Durable Kleton blue enamel finish
- No. of Shelves: 2
- Overall Dim.: 24" W x 40" D x 57" H
- Cart Material: Steel
- Lip Configuration: Lip Down/Lip Up
- Wheel Material: Blue Rubber
- Capacity: 1200 lbs.



MP085



| Model No. | Panel |
|-----------|---------------------------------------|
| MN396 | Louvered panel for small parts bins |
| MP084 | Pegboard panel for hanging tools |
| MP085 | Half pegboard and half louvered panel |

STOCK PICKING CARTS

- All-welded design for durability and long life
- Pick and transport stock without the need for a separate ladder
- Slip-resistant steps and positive locking engagement for safety
- Step rise: 9 1/2"
- Three 14-gauge steel shelves with 1 1/2" lip, configured up
- Clearance between shelves: 12"
- Two rigid and two swivel bolted-on 5" non-marking rubber casters
- Capacity: 1200 lbs. evenly distributed
- Durable Kleton blue enamel finish

MB507



| Model No. | Shelf Dim. W" x D" | Number of Steps | Step Dim. W" x D" | Overall Dimensions W" x D" x H" | Wt. lbs. |
|-----------|--------------------|-----------------|-------------------|---------------------------------|----------|
| MD441 | 24 x 36 | 3 | 22 x 4 | 24 x 52 x 61 | 135 |
| MB507 | 24 x 48 | 3 | 22 x 4 | 24 x 64 x 61 | 140 |
| MD442 | 24 x 36 | 5 | 22 x 4 | 24 x 52 x 78 | 145 |
| MB508 | 24 x 48 | 5 | 22 x 4 | 24 x 64 x 78 | 150 |

PALLET DOLLY

- Fits most standard pallets up to 42" x 48"
- Can be used with loaded or empty pallets
- (4) 6" swivel polyurethane casters, (2) with brakes
- Rugged, angle iron construction with load retention corner brackets
- Capacity: 3000 lbs.
- Width: 48.5"
- Depth: 43"
- Height: 8"

Model No. MP044



UTILITY CART

- Shelf design allows for quick and easy loading
- Light and easy to maneuver
- Cart Material: Plastic
- Assembly required



JH486



| Model No. | No. of Shelves | Dimensions W" x D" x H" | Wheel Material | Capacity lbs. |
|-----------|----------------|--------------------------|----------------|---------------|
| JH486 | 3 | 19-3/4 x 40-1/4 x 37-1/2 | Rubber | 250 |
| JH487 | 3 | 16-3/4 x 33-1/2 x 37 | Rubber | 250 |

WIRE MESH OFFICE MAIL CART

- Ideal for carrying hanging folders, packages and office supplies
- Comes with three wire dividers and two removable baskets
- Shipped knocked down
- Capacity: 250 lbs.
- Overall Depth: 23"
- Overall Length: 42"
- Overall Height: 38"
- Cart Material: Chrome Plated
- No. of Shelves: 2
- No. of Baskets: 2
- Assembly required

Model No. M0843



SHELF/PLATFORM TRUCKS

- 2-in-1 shelf truck features removable top shelf and post assembly - converts into a platform truck when removed
- Standard features include: two front corner non-marking bumpers, four 5" non-marking rubber casters (two rigid and two swivel), two crossbars on push handle, all-welded heavy gauge steel assembly
- Shelf dimensions: 24" W x 36" L
- Top shelf capacity: 500 lbs. evenly distributed
- Bottom shelf capacity: 800 lbs. evenly distributed
- Durable Kleton blue enamel finish



| Model No. | Overall Dimensions W" x L" x H" | Top Shelf H" | Wt. lbs. |
|-----------|---------------------------------|--------------|----------|
| MB391 | 26 x 38 x 40 | 32 | 105 |

UTILITY CARTS

HEAVY-DUTY LOW PROFILE SHOP CARTS

- All-welded cart with low shelf means less distance to lift heavy objects
- Two 14-gauge steel shelves with a 1 1/2" lip down
- 1 1/4" diameter tubular steel handle
- Two rigid and two swivel bolted-on casters
- Durable Kleton blue enamel finish



KLETON



5" RUBBER CASTERS

- Non-marking casters are quiet rolling and ideal for both institutional and industrial applications
- Casters are resistant to wet and corrosive chemical conditions
- Capacity: 1200 lbs. evenly distributed

| Model No. | Shelf Dimensions W" x L" | Clearance Between Shelves" | Top Shelf Height" | O.A. Dim. W" x L" x H" | Wt. lbs. |
|-----------|--------------------------|----------------------------|-------------------|------------------------|----------|
| MB421 | 18 x 30 | 16 | 26 | 18 x 34 x 40 | 90 |
| MB425 | 24 x 36 | 16 | 26 | 24 x 40 x 40 | 110 |
| MB429 | 24 x 48 | 16 | 26 | 24 x 52 x 40 | 125 |
| ML097 | 24 x 60 | 16 | 26 | 24 x 64 x 40 | 155 |
| ML098 | 30 x 48 | 16 | 26 | 30 x 52 x 40 | 155 |
| MB434 | 30 x 60 | 16 | 26 | 30 x 64 x 40 | 165 |
| ML099 | 30 x 72 | 16 | 26 | 30 x 76 x 40 | 175 |

6" HI-TEMP NYLON OR POLYURETHANE CASTERS

- Solid black hi-temp nylon casters handle heavy loads easily
- Solid polyurethane casters are non-marking and are highly resistant to wear
- Best choice in uneven floor applications
- Capacity: 2400 lbs. evenly distributed

| 6" Nylon Model No. | 6" Polyurethane Model No. | Shelf Dim. W" x L" | Clearance Between Shelves" | Top Shelf Height" | O.A. Dim. W" x L" x H" | Wt. lbs. |
|--------------------|---------------------------|--------------------|----------------------------|-------------------|------------------------|----------|
| MB422 | ML103 | 18 x 30 | 16 | 27 | 18 x 34 x 41 | 100 |
| MB426 | ML104 | 24 x 36 | 16 | 27 | 24 x 40 x 41 | 130 |
| MB430 | ML105 | 24 x 48 | 16 | 27 | 24 x 52 x 41 | 145 |
| ML100 | ML106 | 24 x 60 | 16 | 27 | 24 x 64 x 41 | 155 |
| ML101 | ML107 | 30 x 48 | 16 | 27 | 30 x 52 x 41 | 155 |
| MB435 | ML108 | 30 x 60 | 16 | 27 | 30 x 64 x 41 | 165 |
| ML102 | ML109 | 30 x 72 | 16 | 27 | 30 x 76 x 41 | 175 |

PIPE & BAR CRADLE TRUCKS

- All-welded steel construction, ready to use
- Raised ergonomic bed height of 20" is ideal for shop environment
- Cradle is 19-1/2"W x 14"H
- 6" heavy-duty swivel casters allow for greater maneuverability in tight spaces and can turn on their axes
- Single units are ideal for shorter loads and must be centered on the truck; multiple units can be combined for greater capacity and to support longer loads
- Recessed side decks allow for loading and unloading with a lift truck
- Durable Kleton blue enamel finish
- Capacity: 2500 lbs.
- Wheel Material: Polyurethane



KLETON



| Model No. | Overall Dimensions W" x D" x H" | Wt. lbs. |
|-----------|---------------------------------|----------|
| MP037 | 24 x 24 x 34 | 93 |
| MP038 | 36 x 24 x 34 | 104 |
| MP039 | 48 x 24 x 34 | 113 |



CUSTOMIZE IT TO YOUR SPECIFICATIONS.
SEE PAGE B21 FOR DETAILS

A-FRAME SHEET/PANEL TRUCKS

- Ideal for handling long, flat, awkward loads
- Frame is constructed of all-welded 2" angle
- Available with open or closed base
- Four bolted-on 5" non-marking rubber swivel casters
- Durable Kleton blue enamel finish
- 1200-lb. capacity evenly distributed



KLETON



ML064



MD217

| Model No. | Overall Dimensions W" x L" x H" | Base Type | Wt. lbs. |
|-----------|---------------------------------|-----------|----------|
| MD216 | 24 x 36 x 55 | Open | 107 |
| ML063 | 24 x 36 x 55 | Closed | 132 |
| MD217 | 30 x 42 x 55 | Open | 117 |
| ML064 | 30 x 42 x 55 | Closed | 150 |
| MD218 | 36 x 72 x 55 | Open | 152 |
| ML065 | 36 x 72 x 55 | Closed | 222 |

MOBILE PIPE & BAR RACKS

- All-welded steel construction, ready to use
- 3 double sided storage levels with 7" high uprights to secure load
- Useable space per side 6"-11"-15" (top-middle-bottom)
- Capacity: 3000 lbs.
- Cart Material: Steel
- Wheel Material: Polyurethane
- Capacity is based on evenly distributed weight
- Durable Kleton blue enamel finish



KLETON



M0249

| Model No. | W" | x | D" | x | H" |
|-----------|----|---|----|---|----|
| M0248 | 48 | x | 36 | x | 60 |
| M0249 | 72 | x | 36 | x | 60 |


MOBILE WIRE SPOOL CART

- 6 removable spool rods (3 per side)
- 2x 18" wide louvered panels on each end
- 5" non-marking blue rubber casters; 2 swivel with brake and 2 rigid
- Extended push handle on the end with the swivel casters
- Durable Kleton blue enamel finish
- Capacity: 1200 lbs.
- Cart Material: Steel
- Overall Width: 21"
- Overall Height: 48"
- Overall Depth: 38"
- Construction: All-Welded

Model No. MP086




KLETON



FLAT BED LUMBER CARTS

- All-welded cart is ideal for transporting large panel or sheets in a horizontal position
- Four 6" swivel and two 6" rigid bolted-on non-marking polyurethane casters
- Durable Kleton blue enamel finish



KLETON

| Model No. | Overall Dimensions W" x L" x H" | Cap lbs. | Wt. lbs. |
|-----------|---------------------------------|----------|----------|
| ML141 | 30 x 60 x 33 | 2500 | 160 |

DRYWALL CARTS

- All-welded multi-purpose cart is ideal for transporting drywall, wood or metal sheets
- 1 1/4" tubular rail handle and thick 11-gauge steel platform
- Two rigid and two swivel 8" bolted-on casters
- Deck dimensions: 15" W x 44" L x 14" H
- Overall dimensions: 24" W x 44" L x 44" H
- Durable Kleton blue enamel finish



MD214

| Model No. | Caster Type | Deck Angle° | Cap. lbs. | Wt. lbs. |
|-----------|-------------------|-------------|-----------|----------|
| ML139 | 8" Mold-On Rubber | 80 | 2000 | 98 |
| MD214 | 8" Polyurethane | 80 | 3500 | 97 |

LUMBER CARTS

- All-welded cart is ideal for transporting long and bulky items
- Welded 14-gauge 12" x 38" steel shelf
- Grey rubber bumpers protect walls and equipment
- Two rigid and two swivel bolted-on casters
- Capacity: 1200 lbs.
- Durable Kleton blue enamel finish



MB729

| Model No. | Deck Dim. W" x L" x H" | Shelf Height" | Overall Dim. W" x L" x H" | Caster Type | Wt. lbs. |
|-----------|------------------------|---------------|---------------------------|-------------|----------|
| MB729 | 24 x 36 x 8 | 34 | 26 x 39 x 42 | 5" Rubber | 79 |
| ML140 | 24 x 36 x 10 | 36 | 26 x 39 x 45 | 6" Rubber | 102 |

KNOCKED-DOWN PANEL TRUCKS



- Move tables, drywall, plywood, tables, artwork at ease
- Move light to heavy duty objects at ease with (4) 5" non-marking blue elastic swivel casters
- Removable upright panel bars fit any size load
- Ships knocked-down for freight savings and damage avoidance
- Capacity is based on evenly distributed weight
- Overall Dim.: 30" L x 27" W x 43" H
- Capacity: 1000 lbs.
- Wheel Diameter: 5"
- Wheel Material: Rubber

Model No. M0522
Open-Deck
Model No. M0523
Carpet-Deck

M0522



M0523

KLETON



HEAVY-DUTY PANEL & LUMBER MOVER TRUCKS

- All-welded, ready to use
- Constructed from 1 1/4" round tubing and an 11-gauge deck
- Ideal for transporting large sheets and long parts
- Uprights extend 21" and 33" above deck
- Deck is 12" off the floor
- 8" clear space between tubes
- Two rigid and two swivel 8" casters
- Durable Kleton blue enamel finish



ML360



| Model No. | W" | x | L" | x | H" | Caster Type | Cap. lbs. | Wt. lbs. |
|-----------|----|---|----|---|----|----------------|-----------|----------|
| ML360 | 30 | x | 48 | x | 45 | Mold-On Rubber | 2000 | 160 |
| ML361 | 30 | x | 48 | x | 45 | Polyurethane | 2500 | 175 |
| ML362 | 30 | x | 60 | x | 45 | Mold-On Rubber | 2000 | 160 |
| ML363 | 30 | x | 60 | x | 45 | Polyurethane | 2500 | 175 |

SINGLE LEVEL RAILS HEAVY-DUTY PANEL MOVER TRUCKS

- All-welded truck ideal for transporting large sheets and long parts
- Construction from 1 1/4" round tubing and reinforced 11-gauge deck
- Uprights extend 33" above deck
- Deck is 12" off the floor
- Overall height is 45"
- 8" clear space between tubes
- Two rigid and two swivel 8" casters
- Durable Kleton blue enamel finish



ML549



| Model No. | Overall Dimensions W" x L" x H" | Caster Type | Capacity lbs. | Wt. lbs. |
|-----------|---------------------------------|-------------------|---------------|----------|
| ML549 | 30 x 48 x 45 | 8" Mold-On Rubber | 2000 | 139 |
| ML550 | 30 x 48 x 45 | 8" Polyurethane | 2500 | 139 |
| ML551 | 30 x 60 x 45 | 8" Mold-On Rubber | 2000 | 161 |
| ML552 | 30 x 60 x 45 | 8" Polyurethane | 2500 | 161 |



CUSTOMIZE IT TO YOUR SPECIFICATIONS.
SEE PAGE B21 FOR DETAILS

WIRE MESH STOCK CARTS

WIRE MESH UTILITY CARTS

- Rugged all-welded steel construction ready to use
- Designed for efficient loading/unloading and transportation of merchandise
- 14-gauge steel shelves, 1 1/2" lip up
- Frame constructed from 1 1/2" angle iron and 2" x 2" wire mesh

- **Includes:** Two rigid and two swivel 5" or 6" bolted-on casters
- Capacity: 1200-2400 lbs. evenly distributed
- Durable Kleton blue enamel finish

| 5" Non-Marking Rubber 1200-lb. Cap. Model No. | 6" Polyurethane 2400-lb. Cap. Model No. | Base W" x L" | Inside Wall Height" | Handle Height" | Clearance Between Shelves" | Overall Dimensions W" x L" x H" | Wt. lbs. |
|---|---|-----------------|---------------------------|-------------------|----------------------------------|---------------------------------------|-------------|
| TWO-SIDED, TWO SHELVES | | | | | | | |
| ML162 | ML168 | 24 x 36 | 55 | 42 | 26 | 24 x 39 x 63 | 95 |
| ML163 | ML169 | 24 x 48 | 55 | 42 | 26 | 24 x 51 x 63 | 112 |
| ML164 | ML170 | 24 x 60 | 55 | 42 | 26 | 24 x 63 x 63 | 127 |
| ML165 | ML171 | 30 x 48 | 55 | 42 | 26 | 30 x 51 x 63 | 129 |
| ML166 | ML172 | 30 x 60 | 55 | 42 | 26 | 30 x 63 x 63 | 144 |
| ML167 | ML173 | 30 x 72 | 55 | 42 | 26 | 30 x 75 x 63 | 167 |
| TWO-SIDED, THREE SHELVES | | | | | | | |
| ML174 | ML180 | 24 x 36 | 55 | 42 | 16 1/2 | 24 x 39 x 63 | 120 |
| ML175 | ML181 | 24 x 48 | 55 | 42 | 16 1/2 | 24 x 51 x 63 | 137 |
| ML176 | ML182 | 24 x 60 | 55 | 42 | 16 1/2 | 24 x 63 x 63 | 152 |
| ML177 | ML183 | 30 x 48 | 55 | 42 | 16 1/2 | 30 x 51 x 63 | 154 |
| ML178 | ML184 | 30 x 60 | 55 | 42 | 16 1/2 | 30 x 63 x 63 | 169 |
| ML179 | ML185 | 30 x 72 | 55 | 42 | 16 1/2 | 30 x 75 x 63 | 192 |
| THREE-SIDED, ONE SHELF | | | | | | | |
| ML220* | ML190* | 24 x 36 | 55 | 42 | - | 24 x 39 x 63 | 102 |
| ML221* | ML191* | 24 x 48 | 55 | 42 | - | 24 x 51 x 63 | 110 |
| ML222* | ML192* | 24 x 60 | 55 | 42 | - | 24 x 63 x 63 | 120 |
| ML223* | ML193* | 30 x 48 | 55 | 42 | - | 30 x 51 x 63 | 135 |
| ML224* | ML194* | 30 x 60 | 55 | 42 | - | 30 x 63 x 63 | 145 |
| ML225* | ML195* | 30 x 72 | 55 | 42 | - | 30 x 75 x 63 | 155 |
| THREE-SIDED, TWO SHELVES | | | | | | | |
| ML196 | ML202 | 24 x 36 | 55 | 42 | 26 | 24 x 39 x 63 | 127 |
| ML197 | ML203 | 24 x 48 | 55 | 42 | 26 | 24 x 51 x 63 | 142 |
| ML198 | ML204 | 24 x 60 | 55 | 42 | 26 | 24 x 63 x 63 | 159 |
| ML199 | ML205 | 30 x 48 | 55 | 42 | 26 | 30 x 51 x 63 | 182 |
| ML200 | ML206 | 30 x 60 | 55 | 42 | 26 | 30 x 63 x 63 | 192 |
| ML201 | ML207 | 30 x 72 | 55 | 42 | 26 | 30 x 75 x 63 | 211 |
| THREE-SIDED, THREE SHELVES | | | | | | | |
| ML208 | ML214 | 24 x 36 | 55 | 42 | 16 1/2 | 24 x 39 x 63 | 152 |
| ML209 | ML215 | 24 x 48 | 55 | 42 | 16 1/2 | 24 x 51 x 63 | 174 |
| ML210 | ML216 | 24 x 60 | 55 | 42 | 16 1/2 | 24 x 63 x 63 | 198 |
| ML211 | ML217 | 30 x 48 | 55 | 42 | 16 1/2 | 30 x 51 x 63 | 229 |
| ML212 | ML218 | 30 x 60 | 55 | 42 | 16 1/2 | 30 x 63 x 63 | 239 |
| ML213 | ML219 | 30 x 72 | 55 | 42 | 16 1/2 | 30 x 75 x 63 | 267 |

* Base shelf only

SECURITY TRUCKS

- Rugged all-welded steel construction, ready to use
- Designed for efficient loading/unloading and transportation of merchandise
- 14-gauge steel shelves, 1 1/2" lip up
- Frame constructed from 1 1/2" angle iron and 2" x 2" wire mesh

- **Includes:** Two rigid and two swivel 5" or 6" bolted-on casters
- Comes with hasp for padlock
- Capacity: 1200-2400 lbs. evenly distributed
- Durable Kleton blue enamel finish

| 5" Non-Marking Rubber 1200-lb. Cap. Model No. | 6" Polyurethane 2400-lb. Cap. Model No. | Base W" x L" | Inside Wall Height" | Handle Height" | Clearance Between Shelves" | Overall Dimensions W" x L" x H" | Wt. lbs. |
|---|---|-----------------|---------------------------|-------------------|----------------------------------|---------------------------------------|-------------|
| TWO SHELVES | | | | | | | |
| ML238 | ML244 | 24 x 36 | 55 | 42 | 25 | 26 x 39 x 62 1/2 | 157 |
| ML239 | ML245 | 24 x 48 | 55 | 42 | 25 | 26 x 51 x 62 1/2 | 172 |
| ML241 | ML247 | 30 x 48 | 55 | 42 | 25 | 32 x 51 x 62 1/2 | 212 |
| ML242 | ML248 | 30 x 60 | 55 | 42 | 25 | 32 x 63 x 62 1/2 | 222 |
| ML243 | ML249 | 30 x 72 | 55 | 42 | 25 | 32 x 75 x 62 1/2 | 241 |
| THREE SHELVES | | | | | | | |
| ML250 | ML256 | 24 x 36 | 55 | 42 | 16 | 26 x 39 x 62 1/2 | 182 |
| ML251 | ML257 | 24 x 48 | 55 | 42 | 16 | 26 x 51 x 62 1/2 | 204 |
| ML253 | ML259 | 30 x 48 | 55 | 42 | 16 | 32 x 51 x 62 1/2 | 259 |
| ML254 | ML260 | 30 x 60 | 55 | 42 | 16 | 32 x 63 x 62 1/2 | 269 |
| ML255 | ML261 | 30 x 72 | 55 | 42 | 16 | 32 x 75 x 62 1/2 | 297 |

BOX TRUCKS

- Rugged all-welded steel construction, ready to use
- Contain and transport small bulk parts or materials in your plant or warehouse
- Frame constructed from 1 1/2" angle iron construction and 2" x 2" wire mesh

- **Includes:** Two rigid and two swivel 5" non-marking bolted-on rubber casters
- Capacity: 1200 lbs. evenly distributed
- Durable Kleton blue enamel finish

| Model No. | Base W" x L" | Inside Wall Height" | Handle Height" | Overall Dim. W" x L" x H" | Wt. lbs. |
|-----------|--------------|---------------------|----------------|---------------------------|----------|
| MB672 | 24 x 36 | 24 | 30 | 24 x 39 x 31 1/2 | 62 |
| ML186 | 24 x 48 | 24 | 30 | 24 x 51 x 31 1/2 | 75 |
| ML187 | 24 x 60 | 24 | 30 | 24 x 63 x 31 1/2 | 85 |

| Model No. | Base W" x L" | Inside Wall Height" | Handle Height" | Overall Dim. W" x L" x H" | Wt. lbs. |
|-----------|--------------|---------------------|----------------|---------------------------|----------|
| ML188 | 30 x 48 | 24 | 30 | 30 x 51 x 31 1/2 | 86 |
| MB680 | 30 x 60 | 24 | 30 | 30 x 63 x 31 1/2 | 95 |
| ML189 | 30 x 72 | 24 | 30 | 30 x 75 x 31 1/2 | 107 |

CUSTOMIZE IT TO YOUR SPECIFICATIONS. SEE PAGE B21 FOR DETAILS

B18



ML163



ML200



ML254



MB672



WIRE MESH STOCK TRUCKS

- Rugged all-welded steel construction, ready to use
- Designed for efficient loading/unloading and transportation of merchandise
- Frame constructed from 1 1/2" angle iron and 2" x 2" wire mesh
- Includes: Two rigid and two swivel bolted-on casters
- Durable Kleton blue enamel finish
- Capacity is based on evenly distributed weight
- Height without casters: 55"



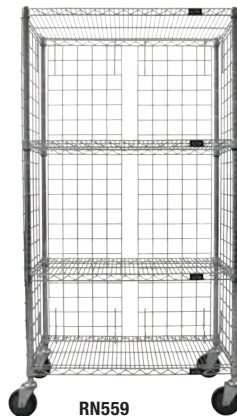
M0060



| Model No. | Capacity lbs. | Overall Width" | Overall Depth" | Unit Height With Casters" | Drop Gate |
|--------------------------------|---------------|----------------|----------------|---------------------------|-----------|
| 5" RUBBER CASTERS | | | | | |
| M0044 | 1200 | 26 | 39 | 63 | No |
| M0045 | 1200 | 26 | 39 | 63 | Yes |
| M0048 | 1200 | 26 | 51 | 63 | No |
| M0049 | 1200 | 26 | 51 | 63 | Yes |
| M0052 | 1200 | 26 | 63 | 63 | No |
| M0053 | 1200 | 26 | 63 | 63 | Yes |
| M0056 | 1200 | 32 | 51 | 63 | No |
| M0057 | 1200 | 32 | 51 | 63 | Yes |
| M0060 | 1200 | 32 | 63 | 63 | No |
| M0061 | 1200 | 32 | 63 | 63 | Yes |
| M0064 | 1200 | 32 | 75 | 63 | No |
| M0065 | 1200 | 32 | 75 | 63 | Yes |
| 6" POLYURETHANE CASTERS | | | | | |
| M0046 | 2400 | 26 | 39 | 64 | No |
| M0047 | 2400 | 26 | 39 | 64 | Yes |
| M0050 | 2400 | 26 | 51 | 64 | No |
| M0051 | 2400 | 26 | 51 | 64 | Yes |
| M0054 | 2400 | 26 | 63 | 64 | No |
| M0055 | 2400 | 26 | 63 | 64 | Yes |
| M0058 | 2400 | 32 | 51 | 64 | No |
| M0059 | 2400 | 32 | 51 | 64 | Yes |
| M0062 | 2400 | 32 | 63 | 64 | No |
| M0063 | 2400 | 32 | 63 | 64 | Yes |
| M0066 | 2400 | 32 | 75 | 64 | No |
| M0067 | 2400 | 32 | 75 | 64 | Yes |

ENCLOSED WIRE STOCK PICKING CARTS

- High quality chromate shelves and posts prevent corrosion
- Enclosed sides keeps items from falling out
- Shelves can be adjusted quickly and easily
- Strong and versatile
- Includes: (2) 5" swivel resilient casters, (2) 5" rubber caster with brakes
- One-year limited warranty
- Capacity is based on evenly distributed weight
- No. of Shelves: 4
- Capacity: 800 lbs.
- Cart Material: Chrome Plated
- NSF Certified
- Assembly required



RN559



| Model No. | Dimensions W" x D" x H" |
|-----------|-------------------------|
| RN559 | 36 x 18 x 69 |
| RN560 | 48 x 18 x 69 |
| RN561 | 60 x 18 x 69 |
| RN562 | 36 x 24 x 69 |
| RN563 | 48 x 24 x 69 |
| RN564 | 60 x 24 x 69 |

MEDIUM-DUTY SOLID WOOD DOLLIES

- 7/8" wood top with countersunk bolts
- 3" polyolefin casters
- Capacity: 900 lbs.
- Wheel Material: Polyolefin
- Assembly required



MP090



MP089



| Model No. | Width" | Depth" | Height" | Platform Type | Weight lbs. |
|-----------|--------|--------|---------|---------------|-------------|
| MP087 | 18 | 24 | 7 | Standard | 22 |
| MP088 | 18 | 24 | 7 | Carpeted | 23.4 |
| MP089 | 18 | 30 | 7 | Standard | 26 |
| MP090 | 18 | 30 | 7 | Carpeted | 26.75 |

HEAVY-DUTY SOLID WOOD DOLLIES

- 1-3/4" wood top (2 x 7/8" pieces) with countersunk bolts
- 4" resilient non-marking casters
- Capacity: 1400 lbs.
- Wheel Material: Rubber
- Assembly required



MP093



MP094



| Model No. | Width" | Depth" | Height" | Platform Type | Weight lbs. |
|-----------|--------|--------|---------|---------------|-------------|
| MP091 | 18 | 24 | 7 | Standard | 26.25 |
| MP092 | 18 | 24 | 7 | Carpeted | 27.8 |
| MP093 | 18 | 30 | 7 | Standard | 28.5 |
| MP094 | 18 | 30 | 7 | Carpeted | 30.65 |

PREMIUM HARDWOOD DOLLIES

MEDIUM-DUTY

- 7/8" wood top; countersunk bolts
- Carpeted dolly will prevent marks and scratches on equipment being moved
- 3" polyolefin casters
- Capacity: 900 lbs. evenly distributed
- Shipped knocked down
- Carpeted dolly comes with a frame with a hollow middle and a pad
- Assembly required



Medium-duty

HEAVY-DUTY

- 1 3/4" wood top (2 x 7/8" pieces); countersunk bolts
- 4" resilient non-marking casters
- Capacity: 1400 lbs. evenly distributed
- Shipped knocked down
- Carpeted dolly comes with a frame with a hollow middle and a pad
- Assembly required



Heavy-duty



| Model No. | Dim. W" x D" | Platform Type | Wt. lbs. |
|--------------------|--------------|---------------|----------|
| MEDIUM-DUTY | | | |
| MA186 | 18 x 24 | Standard | 16.36 |
| MA187 | 18 x 24 | Carpeted | 19.55 |
| MD515 | 18 x 30 | Standard | 18 |
| MD516 | 18 x 30 | Carpeted | 20 |

| Model No. | Dim. W" x D" | Platform Type | Wt. lbs. |
|-------------------|--------------|---------------|----------|
| HEAVY-DUTY | | | |
| MA188 | 18 x 24 | Standard | 20.2 |
| MA189 | 18 x 24 | Carpeted | 18.5 |
| MD517 | 18 x 30 | Standard | 22 |
| MD518 | 18 x 30 | Carpeted | 24 |

DOLLIES

HARDWOOD DOLLIES

- Kiln dried
- Countersunk bolts prevent scratches
- Wood thickness: 7/8"
- Rounded edges and handles facilitate storage and movability
- Non-marking casters
- Assembly required



CHOOSE FROM THREE CASTER TYPES



MN204



MN217



MN200



KLETON

REPLACEMENT CASTERS

| Model No. | Description |
|-----------|-------------------------------|
| ML391 | 3" Swivel Polyolefin |
| ML044 | 3" Swivel Polyurethane |
| ML393 | 4" Swivel Polyolefin |
| ML333 | 4" Swivel Blue Elastic Rubber |
| ML045 | 4" Swivel Polyurethane |

| Model No. | Dimensions W" x D" | Caster Type | Caster" | Capacity lbs.* |
|-----------------|--------------------|--------------|---------|----------------|
| ALL WOOD | | | | |
| MN189 | 18 x 24 | Polyolefin | 3 | 900 |
| MN195 | 18 x 24 | Polyurethane | 3 | 900 |
| MN201 | 18 x 24 | Polyolefin | 4 | 1000 |
| MN213 | 18 x 24 | Blue Elastic | 4 | 1400 |
| MN207 | 18 x 24 | Polyurethane | 4 | 1600 |
| MN192 | 18 x 30 | Polyolefin | 3 | 900 |
| MN198 | 18 x 30 | Polyurethane | 3 | 900 |
| MN204 | 18 x 30 | Polyolefin | 4 | 1000 |
| MN216 | 18 x 30 | Blue Elastic | 4 | 1400 |
| MN210 | 18 x 30 | Polyurethane | 4 | 1600 |

CARPETED ENDS

| | | | | |
|-------|---------|--------------|---|------|
| MN190 | 18 x 24 | Polyolefin | 3 | 900 |
| MN196 | 18 x 24 | Polyurethane | 3 | 900 |
| MN202 | 18 x 24 | Polyolefin | 4 | 1000 |
| MN214 | 18 x 24 | Blue Elastic | 4 | 1400 |
| MN208 | 18 x 24 | Polyurethane | 4 | 1600 |
| MN193 | 18 x 30 | Polyolefin | 3 | 900 |
| MN199 | 18 x 30 | Polyurethane | 3 | 900 |
| MN205 | 18 x 30 | Polyolefin | 4 | 1000 |
| MN217 | 18 x 30 | Blue Elastic | 4 | 1400 |
| MN211 | 18 x 30 | Polyurethane | 4 | 1600 |

RUBBER ENDS

| | | | | |
|-------|---------|--------------|---|------|
| MN191 | 18 x 24 | Polyolefin | 3 | 900 |
| MN197 | 18 x 24 | Polyurethane | 3 | 900 |
| MN203 | 18 x 24 | Polyolefin | 4 | 1000 |
| MN215 | 18 x 24 | Blue Elastic | 4 | 1400 |
| MN209 | 18 x 24 | Polyurethane | 4 | 1600 |
| MN194 | 18 x 30 | Polyolefin | 3 | 900 |
| MN200 | 18 x 30 | Polyurethane | 3 | 900 |
| MN206 | 18 x 30 | Polyolefin | 4 | 1000 |
| MN218 | 18 x 30 | Blue Elastic | 4 | 1400 |
| MN212 | 18 x 30 | Polyurethane | 4 | 1600 |

* Evenly distributed

WOOD DOLLY RACKS

- Convert a basic wood dolly into a multi-purpose panel caddy
- All-welded 1" tube design for durability
- Tubular steel rack is padded to prevent scratching or marring
- Durable Kleton blue enamel finish



Wood dolly not included

KLETON

| Model No. | Description | Wt. lbs. |
|-----------|-------------------------------|----------|
| MD549 | Use with Wood Dolly 18" x 24" | 16 |
| MD550 | Use with Wood Dolly 18" x 30" | 18.4 |

STEEL DECK DOLLIES

- Heavy-duty, all-welded 14-gauge steel deck
- Four bolted-on 4" swivel non-marking rubber casters
- MA199 - Optional 34" long steel T-handle for ease of movement under full loads
- Capacity: 1200 lbs. evenly distributed
- Caster assembly required
- Durable Kleton blue enamel finish

MA199



MA244




KLETON

| Model No. | W" | D" | H" | Wt. lbs. |
|-----------|--------------|------|-----|----------|
| MA242 | 18 | x 18 | x 7 | 16 |
| MA243 | 18 | x 24 | x 7 | 19.55 |
| MA244 | 24 | x 24 | x 7 | 24.4 |
| MA199 | 34" T-Handle | | | 5.75 |

ANGLE FRAME DOLLIES

- Heavy-duty all-welded 1 1/2" x 1 1/2" x 1/8" angle frame construction
- Four bolted-on 4" swivel non-marking rubber casters
- Capacity: 1200 lbs. evenly distributed
- Caster assembly required
- Durable Kleton blue enamel finish



MA193



KLETON

| Model No. | Dimensions W" x D" x H" | Wt. lbs. |
|-----------|-------------------------|----------|
| MA190 | 18 x 18 x 7 | 19.3 |
| MA191 | 18 x 24 x 7 | 17.8 |




| Model No. | Dimensions W" x D" x H" | Wt. lbs. |
|-----------|-------------------------|----------|
| MA192 | 24 x 24 x 7 | 22.1 |
| MA193 | 24 x 36 x 7 | 22.8 |

POLYETHYLENE DOLLIES

- Frame Material : Polyethylene
- Capacity: 1000 lbs. evenly distributed
- Deck Dimensions: 18" W x 30" L
- Deck Height: 6"
- Wheel Material: Rubber
- Steel reinforced structure
- Includes four 4" casters
- Will not splinter or swell
- Round corners and edges
- Rolls easily



MN674



MN675



| Model No. | Description | Wt. lbs. |
|-----------|-------------------|----------|
| MN674 | Flush Top Design | 22 |
| MN675 | Padded Top Design | 25 |



CANADA'S LEADING MATERIAL HANDLING SUPPLIER

**Do you have a special application?
Not a problem!**

**KLETON specializes in
custom requests.**



*Look for this symbol
throughout the catalogue.*



BOX TRUCKS

EASY ACCESS POLY BOX TRUCKS

- Drop-style side wall allows for easy loading and unloading
- Bin Material: Polyethylene
- Caster Placement: Corner Standard
- Bin Colour: Grey
- Base Type: Plywood
- Caster Type: Non-marking blue rubber



KLETON

MP035

| Model No. | Capacity Cu. ft. | lbs. | O.A. Dimensions L" x W" x H" | Caster Dia." |
|-----------|------------------|------|------------------------------|--------------|
| MP035 | 22 | 1000 | 45-3/4 x 31-1/4 x 37-3/4 | 4 |
| MP036 | 24 | 1200 | 63 x 34-1/4 x 38-1/2 | 5 |

MINI STARCARTS™

- Designed to take the punishment of industrial and institutional applications at an economical price
- Polyethylene construction
- Plated steel undercarriage
- 3" all swivel Threadguard casters, corner placement
- Colour: Grey



NC461

TECHSTAR
PLASTICS INC.

| Model No. | Capacity Cu. ft. | lbs. | O.A. Dimensions L" x W" x H" | Wt. lbs. |
|-----------|------------------|------|------------------------------|----------|
| NC461 | 6 | 200 | 33 x 19 x 28 | 25 |
| NA001 | 8 | 300 | 35 x 25 x 25 | 30 |
| NC464 | 9 | 300 | 48 x 19 x 28 | 40 |

HEAVY-DUTY OVERSIZED STARCARTS™

- Tapered walls for easy shipping and storage
- Treated plywood undercarriage
- Corner or diamond caster placement
- Colour: Grey (other colours available)



ML543

TECHSTAR
PLASTICS INC.

| Model No. | Capacity Cu. ft. | lbs. | Dimensions L" x W" x H" | Caster Dia." | Caster Placement | Wt. lbs. |
|-----------|------------------|------|-------------------------|--------------|------------------|----------|
| ML543 | 22 | 800 | 59 x 35 x 32 | 5 | Corner | 70 |
| ML544 | 22 | 800 | 59 x 35 x 32 | 5 | Diamond | 70 |
| ML545 | 24 | 800 | 53 x 35 x 38 | 5 | Corner | 85 |
| ML546 | 24 | 800 | 53 x 35 x 38 | 5 | Diamond | 85 |

EASY-ACCESS STARCARTS™

- Drop-style sidewall allows cart to be loaded and unloaded easily
- Treated plywood undercarriage
- 5" Threadguard casters available in corner or diamond pattern
- Colour: Grey



TECHSTAR
PLASTICS INC.

| Model No. | Capacity Cu. ft. | lbs. | O.A. Dimensions L" x W" x H" | Caster Placement | Wt. lbs. |
|-----------|------------------|------|------------------------------|------------------|----------|
| MN645 | 19 | 800 | 43 x 31 x 36 | Corner | 52 |
| MN646 | 19 | 800 | 43 x 31 x 36 | Diamond | 52 |
| MN132 | 24 | 900 | 46 x 31 x 49 | Corner | 85 |
| MN133 | 24 | 900 | 46 x 31 x 49 | Diamond | 85 |

STARCARTS™

- Polyethylene construction
- Easy maneuverability is ensured with 4" threadguard (2 rigid and 2 swivel)
- Corner or diamond caster placement
- Treated plywood undercarriage
- Body colour: Grey
- Other colours available



NA004

MN466



TECHSTAR
PLASTICS INC.

| Model No. | Capacity Cu. ft. | lbs. | O.A. Dimensions L" x W" x H" | Caster Dia." | Caster Placement | Wt. lbs. |
|-----------|------------------|------|------------------------------|--------------|------------------|----------|
| NA002 | 12 | 400 | 39 x 27 x 30 | 3 | Diamond | 40 |
| NA004 | 12 | 800 | 39 x 27 x 31 | 4 | Corner | 50 |
| NA003 | 12 | 800 | 39 x 27 x 31 | 4 | Diamond | 50 |
| NC465 | 15 | 400 | 41 x 29 x 31 | 3 | Diamond | 45 |
| NC466 | 15 | 800 | 41 x 29 x 32 | 4 | Corner | 55 |
| NC467 | 15 | 800 | 41 x 29 x 32 | 4 | Diamond | 55 |
| NA006 | 16 | 400 | 43 x 31 x 33 | 3 | Diamond | 50 |
| NA007 | 16 | 800 | 43 x 31 x 34 | 4 | Corner | 60 |
| NA008 | 16 | 800 | 43 x 31 x 34 | 4 | Diamond | 60 |
| NC468 | 19 | 800 | 43 x 31 x 36 | 4 | Corner | 65 |
| NC469 | 19 | 800 | 43 x 31 x 36 | 4 | Diamond | 65 |

OPTIONAL SPRING PLATFORM

- Optional spring platform eliminates excess bending, therefore reducing the risk of back related injuries

| Model No. | Description |
|-----------|--|
| MN466 | Can be used with NA002, NA003 & NA004 |
| MN467 | Can be used with NC465, NC466, NC467, NA006, NA007, NA008, NC468 & NC469 |

HEAVY-DUTY STARCARTS™

- Designed to offer increased load capacity while maintaining easy mobility
- Molded 100% polyethylene body has a double wall box style lip for greater resistance to impact
- Steel undercarriage
- Molded handle
- 10" and 12" semi-pneumatic wheels are made of durable hard rubber
- 5" swivel rubber or 6" swivel phenolic casters depending on capacity
- Colour: Blue



NG033

TECHSTAR
PLASTICS INC.

| Model No. | Capacity Cu. ft. | lbs. | O.A. Dimensions L" x W" x H" | Wheel Dia." | Caster Dia." | Wt. lbs. |
|-----------|------------------|------|------------------------------|-------------|--------------|----------|
| NG033 | 16 | 1000 | 48 x 31 x 34 1/2 | 10 | 5 | 80 |
| NA052 | 24 | 1000 | 60 x 31 1/2 x 35 1/2 | 12 | 5 | 100 |
| NA053 | 39 | 1500 | 72 x 35 1/2 x 40 | 12 | 6 | 130 |

HEAVY-DUTY WHITE WALL POLY BOX TRUCK

- Seamless durable 100% polyethylene bins
- Leakproof and easy to clean
- Available with 3/4" treated plywood undercarriage or all-welded steel chassis with a durable Kleton blue enamel finish
- Includes 2 swivel and 2 rigid casters
- Capacity is based on evenly distributed weight
- Caster type: 4" non-marking blue rubber
- Bin colour: White
- Bin material: White polyethylene
- Caster placement: Corner standard



| Model No. | Base | Capacity Cu. ft. | lbs. | Overall Dimensions L" x W" x H" | Caster Type |
|----------------------|---------------|------------------|------|---------------------------------|----------------------------|
| TAPERED WALL | | | | | |
| MN990* | Plywood | 7 | 600 | 33 x 20 x 29 | 4" Non-Marking Blue Rubber |
| MN991* | Steel Chassis | 7 | 1000 | 33 x 20 x 29 | 4" Non-Marking Blue Rubber |
| MN992* | Plywood | 9 | 600 | 37 x 26 x 31 | 4" Non-Marking Blue Rubber |
| MN993* | Steel Chassis | 9 | 1000 | 37 x 26 x 31 | 4" Non-Marking Blue Rubber |
| MN994* | Plywood | 12 | 600 | 39 x 27 x 31 | 4" Non-Marking Blue Rubber |
| MN995* | Steel Chassis | 12 | 1000 | 39 x 27 x 31 | 4" Non-Marking Blue Rubber |
| MN998* | Plywood | 16 | 600 | 43 x 30 x 34 | 4" Non-Marking Blue Rubber |
| MN999* | Steel Chassis | 16 | 1000 | 43 x 30 x 34 | 4" Non-Marking Blue Rubber |
| STRAIGHT WALL | | | | | |
| MN996 | Plywood | 14 | 600 | 46 x 28 x 31 | 4" Non-Marking Blue Rubber |
| MN997 | Steel Chassis | 14 | 1000 | 46 x 28 x 31 | 4" Non-Marking Blue Rubber |
| MO001 | Plywood | 22 | 600 | 57 x 34 x 33 | 5" Non-Marking Blue Rubber |
| MO002 | Steel Chassis | 22 | 1000 | 57 x 34 x 33 | 5" Sandwich |
| MO003 | Plywood | 25 | 1000 | 51 x 33 x 39 | 5" Non-Marking Blue Rubber |
| MO004 | Steel Chassis | 25 | 1000 | 51 x 33 x 39 | 5" Sandwich |

*Stackable for storage

JUMBO STARCARTS™

- 6" Threadguard casters in diamond pattern (corner pattern available on request)
- Recessed plywood undercarriage
- Easy access cut-out
- Colour: Grey



| Model No. | Capacity Cu. ft. | Inside Dim. L" x W" x H" | Outside Dim. L" x W" x H" | Max. Load lbs. | Wt. lbs. |
|-----------|------------------|--------------------------|---------------------------|----------------|----------|
| NG957 | 60 | 62 x 42 x 42 | 65 x 45 x 54 | 1500 | 200 |

Note: Available with various cut-out options

HEAVY-DUTY POLYETHYLENE BOX TRUCKS

- Seamless durable 100% polyethylene bins
- Leakproof and easy to clean
- Available with 3/4" treated plywood undercarriage or all-welded steel chassis with a durable Kleton blue enamel finish
- Includes 2 swivel and 2 rigid casters
- Capacity is based on evenly distributed weight
- Stackable for storage
- Caster type: 3" Polyolefin
- Bin colour: Black
- Bin material: Polyethylene
- Caster placement: Corner standard
- Tapered walls



| Model No. | Base | Capacity Cu. ft. | lbs. | Overall Dimensions L" x W" x H" |
|-----------|---------------|------------------|------|---------------------------------|
| MN984 | Plywood | 9 | 500 | 37 x 26 x 30 |
| MN985 | Steel Chassis | 9 | 800 | 37 x 26 x 30 |
| MN986 | Plywood | 12 | 500 | 39 x 27 x 30 |
| MN987 | Steel Chassis | 12 | 800 | 39 x 27 x 30 |
| MN988 | Plywood | 16 | 500 | 43 x 30 x 33 |
| MN989 | Steel Chassis | 16 | 800 | 43 x 30 x 33 |

LIGHT-DUTY POLYETHYLENE BOX TRUCK

- Designed for lighter loads
- Rotomolded from black recycled plastic
- All-swivel threadguard casters
- NA005 includes a plywood base



| Model No. | Capacity Cu. ft. | lbs. | Overall Dimensions L" x W" x H" | Caster Size" | Weight lbs. |
|-----------|------------------|------|---------------------------------|--------------|-------------|
| NA005 | 12 | 200 | 39 x 27 x 29 | 3 | 30 |

HEAVY-DUTY ELEVATED STARCART™

- Built for heavy loads
- Large 4" all-swivel threadguard casters
- Power coated reinforced steel frame
- Removable plastic body
- Bin material: Polyethylene
- Colour: Blue



| Model No. | Capacity Cu. ft. | lbs. | Inside Dimensions L" x W" x H" | Overall Dimensions L" x W" x H" |
|-----------|------------------|------|--------------------------------|---------------------------------|
| MO008 | 9 | 1000 | 45 x 22 x 15 | 48 x 24 x 36 |

TILT TRUCKS & HOPPERS

POLYETHYLENE TILT TRUCKS

- Ideal for transporting and dumping waste, scrap and other bulk materials
- Polyethylene body is mounted on an all-welded steel chassis
- Includes small swivel caster(s) at the front and large fixed wheels at the rear



MN980



MN982



MN981



MN983

KLETON

| Model No. | Durability | Overall Dimensions L" x W" x H" | Capacity Cu. yd. | lbs. | Front Wheel Type | Rear Wheel Type |
|-----------|---------------|------------------------------------|---------------------|------|--------------------|-----------------------|
| MN980 | Light Duty | 57 x 28 x 38 | 5/8 | 500 | 8" Mold-On Rubber | 4" Non-Marking Rubber |
| MN981 | Standard Duty | 57 x 28 x 38 | 5/8 | 850 | 10" Mold-On Rubber | 5" Non-Marking Rubber |
| MN982 | Standard Duty | 66 x 34 x 43 | 1.1 | 1250 | 12" Mold-On Rubber | 5" Non-Marking Rubber |
| MN983 | Heavy Duty | 66 x 34 x 43 | 1.1 | 2000 | 12" Mold-On Rubber | 5" Non-Marking Rubber |

STRUCTURAL FOAM TILT TRUCKS

- Size and shape is designed to fit through commercial doorways and elevators
- Ergonomically designed steering handle provides excellent manoeuvring and dumping capabilities
- Secondary handle, at the base, helps maintain control of the truck while finishing dumping action
- Models **ML534** and **ML535** feature TPR non-marking casters and 10" wheels
- Models **MK757**, **MK758**, **ML536** and **ML537** feature TPR non-marking casters and 12" wheels
- Colour: Black



ML538



MK757



| Model No. | Capacity Cu. Yds. | lbs. | Dimensions L" x W" x H" | Wt. lbs. |
|-----------|----------------------|------|----------------------------|-------------|
| ML534 | 1/2 | 450 | 57 1/2 x 26 3/4 x 33 3/4 | 87 |
| ML535 | 1/2 | 850 | 57 1/2 x 26 3/4 x 33 3/4 | 96 |
| MK757 | 3/4 | 600 | 64 1/2 x 30 1/4 x 38 | 92 |
| MK758 | 3/4 | 1000 | 64 1/2 x 30 1/4 x 38 | 99 |
| ML536 | 1 | 1250 | 70 3/4 x 33 1/2 x 42 1/4 | 139 |
| ML537 | 1 | 2100 | 70 3/4 x 33 1/2 x 42 1/4 | 141 |

DOMED LIDS

| | |
|-------|-------------------------------|
| ML538 | Domed lid for ML534 and ML535 |
| MK780 | Domed lid for MK757 and MK758 |
| ML539 | Domed lid for ML536 and ML537 |

POLYETHYLENE TILT TRUCKS

- Sturdy, rotationally-molded plastic construction ensures easy manoeuvrability and dumping
- Smooth surface is easy to clean and resists pitting and corroding
- Inset wheel and axle design helps prevent damage to surfaces and equipment
- Colour: Black
- Accepted for use in Canadian food processing facilities



MK790



MK769

ML540



| Model No. | Capacity Cu. Yds. | lbs. | Dimensions L" x W" x H" | Wt. lbs. |
|-----------|----------------------|------|----------------------------|-------------|
| MK788 | 1/2 | 450 | 56 3/4 x 28 x 38 1/2 | 63 |
| MK769 | 1/2 | 850 | 60 1/2 x 28 x 38 1/2 | 77 |
| MK789 | 1 | 850 | 72 1/4 x 33 1/2 x 43 3/4 | 111 |
| MK770 | 1 | 1250 | 72 1/4 x 33 1/2 x 43 3/4 | 111 |
| MK790* | 1 | 2100 | 72 1/4 x 33 1/2 x 43 3/4 | 178 |

RECYCLING TILT TRUCKS

| | | | | |
|-------|-----|-----|----------------------|----|
| ML540 | 1/2 | 850 | 60 1/2 x 28 x 38 1/2 | 77 |
|-------|-----|-----|----------------------|----|

LIDS

| | |
|-------|--------------------------------|
| ML541 | Lid for MK788 and MK769 |
| ML542 | Lid for MK789, MK770 and MK790 |

* Towable tilt truck features tow hitch and hitch pin

STEEL SELF-DUMPING HOPPERS

- Fork lift-operated self-dumping hoppers
- Designed specifically for efficient handling of scrap metal, raw materials and other bulk materials
- Available in capacities ranging from 1/2 to 5 cubic yards
- Can be fitted with casters for better mobility
- Standard 10-gauge thickness, heavy-duty 3/16" thickness or extra heavy-duty 1/4" steel construction
- Colour: Blue
- Casters not included
- F.O.B. Laval, QC or Minnedosa, MB**



MN951



Hoppers roll forward when unlatched for easy dumping



Hoppers can be used with casters, a forklift truck or both

APPLICATION GUIDELINE

Standard 10-gauge (9/64"):

Heavy-Duty 7-gauge (3/16"):

Extra Heavy-Duty 3-gauge (1/4"):

General use, factory waste and small metal parts.

Rugged use, heavy duty metals in construction field.

For extreme conditions, heavy material dropped in container. Handling of hot materials, in refineries.

| Capacity Cu. Yards | Standard 10-ga. (9/64") | | Heavy-Duty 7-ga. (3/16") | | Extra Heavy-Duty 3-ga. (1/4") | |
|-----------------------|-------------------------------|-----------------------------------|-------------------------------|-----------------------------------|-------------------------------|-----------------------------------|
| | F.O.B. Laval, QC Model No. | F.O.B. Minnedosa, MB Model No. | F.O.B. Laval, QC Model No. | F.O.B. Minnedosa, MB Model No. | F.O.B. Laval, QC Model No. | F.O.B. Minnedosa, MB Model No. |
| 1/2 | NB949 | MN951 | NB950 | MN952 | NB948 | - |
| 3/4 | NB955 | MN954 | NB956 | MN955 | NB954 | MN956 |
| 1 | NB967 | MN957 | NB968 | MN958 | NB966 | MN959 |
| 1-1/2 | NB961 | MN960 | NB962 | MN961 | NB960 | MN962 |
| 2 | NB973 | MN963 | NB974 | MN964 | NB972 | MN965 |
| 3 | NB979 | MN966 | NB980 | MN967 | NB978 | MN968 |
| 4 | NB985 | MN969 | NB986 | MN970 | NB984 | MN971 |
| 5 | NH094 | MN972 | NH095 | MN973 | NH096 | MN974 |

CASTER SETS FOR HOPPERS (F.O.B. LAVAL, QC)

- Set includes 2 rigid and 2 swivel casters

| Model No. | Wheel Type |
|-----------|-------------|
| NB987 | 6" Phenolic |
| NB988 | 6" Rubber |
| NB989 | 6" Steel |

CASTER SETS FOR HOPPERS (F.O.B. MINNEDOSA, MB)

- Set includes 2 rigid and 2 swivel casters

| Model No. | Wheel Type |
|-----------|-----------------|
| MO033 | 4" Polyurethane |
| MO034 | 5" Polyurethane |
| MO035 | 6" Polyurethane |

MEGA BRUTE® MOBILE WASTE COLLECTORS

- Highly aesthetic, sleek design
- Integrated storage for tools and cleaning supplies
- Accommodates a 23-gallon Slim Jim® container model NA765
- High capacity of 120 gallons when used as an open collector, weight capacity of 400 lbs.
- Highly manoeuvrable with two 12" wheels and two 5" casters set in a diamond pattern allowing the Mega Brute® to turn on its own axle
- Fits through a standard 36" W doorway
- Includes: Ergonomic, easy-access rear doors, 55-gallon bag retainer hoop and 2 metal bag retaining straps, hardware and instruction sheet
- Lid JB845 sold separately
- Dimensions: 52.5" L x 27.5" W x 42.5" H
- Colour: Black
- Weight: 74 lbs.

Model No. JB484

MEGA BRUTE® LID

- Lid is hinged in the centre to allow user to open from both sides
- Covers entire collector including the tool/chemical storage area

Model No. JB485



JB484

REPLACEMENT WHEEL KIT FOR RECEPTACLE DOLLY

- Includes hardware
- Colour: Black
- Caster Size: 12"
- Thickness: 2-1/4"
- Material: Metal & Plastic

Model No. JN534



JB485



JN534

POLYETHYLENE SELF-DUMPING HOPPERS

- Safety chain to secure to fork lift
- Positive action release lever/latch prevents unwanted dumping
- Colour: Grey
- Fork Pocket Size: 3" H x 7.5" W



MD338



MP155



| Model No. | Dimensions | | | | Capacity cu. yd. |
|-----------|------------|---|----|------|------------------|
| | L" | x | W" | x H" | |
| MP155 | 62 | x | 31 | x 42 | 5/8 |
| MP156 | 72 | x | 37 | x 47 | 1-1/10 |
| MD338 | Caster Set | | | | |

CASTERS

BLUE ELASTIC RUBBER CASTERS

- High load capacity, rolls easily and quietly on all floors
- Non-marking, excellent floor protection
- Zinc chrome plated finish provides corrosion resistance
- Elastic rubber tread rejects floor debris
- Sealed double ball raceway
- Thread guards • Ball bearing

| Model No. | Wheel Dia." | Style | Cap. lbs. | Tread Width" | Overall Height" |
|-----------|-------------|----------------|-----------|--------------|-----------------|
| MO511 | 3 | Swivel | 285 | 1-1/4 | 4-1/4 |
| MO512 | 3 | Rigid | 285 | 1-1/4 | 4-1/4 |
| MO513 | 3 | Swivel w/Brake | 285 | 1-1/4 | 4-1/4 |
| ML333 | 4 | Swivel | 350 | 1 3/8 | 5 |
| ML334 | 4 | Rigid | 350 | 1 3/8 | 5 |
| ML342 | 4 | Swivel w/Brake | 350 | 1 3/8 | 5 |
| ML337 | 5 | Swivel | 400 | 1 3/8 | 6 |
| ML338 | 5 | Rigid | 400 | 1 3/8 | 6 |
| ML345 | 5 | Swivel w/Brake | 400 | 1 3/8 | 6 |

POLYOLEFIN CASTERS

- Rolls easily on most floors
- Lightweight and economical
- Non-marking, easy to maintain, steam cleanable
- High impact strength
- Superior resistance to most oils, chemicals, grease and acids

| Model No. | Wheel Dia." | Style | Cap. lbs. | Tread Width" | Overall Height" |
|-----------|-------------|----------------|-----------|--------------|-----------------|
| ML391 | 3 | Swivel | 250 | 1 1/4 | 4 1/2 |
| ML392 | 3 | Rigid | 250 | 1 1/4 | 4 1/2 |
| MP578 | 3 | Swivel w/Brake | 250 | 1 1/4 | 4 1/2 |
| ML393 | 4 | Swivel | 250 | 1 1/4 | 5 1/4 |
| ML394 | 4 | Rigid | 250 | 1 1/4 | 5 1/4 |
| MP579 | 4 | Swivel w/Brake | 250 | 1 1/4 | 5 1/4 |
| ML395 | 5 | Swivel | 250 | 1 1/4 | 6 1/8 |
| ML396 | 5 | Rigid | 250 | 1 1/4 | 6 1/8 |
| MP580 | 5 | Swivel w/Brake | 250 | 1 1/4 | 6 1/8 |

NYLON SANDWICH CASTERS

- Non-marking white nylon elastic rubber cushion ring layer reduces noise and vibration
- Chrome zinc-finish for corrosion resistance
- Double raceway • Ball bearing

| Model No. | Wheel Dia." | Style | Cap. lbs. | Tread Width" | Overall Height" |
|-----------|-------------|----------------|-----------|--------------|-----------------|
| MN441 | 4 | Swivel | 440 | 1 3/8 | 5 1/8 |
| MN442 | 4 | Rigid | 440 | 1 3/8 | 5 1/8 |
| MN443 | 4 | Swivel w/Brake | 440 | 1 3/8 | 5 1/8 |
| MN444 | 5 | Swivel | 440 | 1 3/8 | 6 1/8 |
| MN445 | 5 | Rigid | 440 | 1 3/8 | 6 1/8 |
| MN446 | 5 | Swivel w/Brake | 440 | 1 3/8 | 6 1/8 |

POLYURETHANE CASTERS

- Smooth rolling, low noise operation
- Non-marking, cut & tear resistant
- Die cast aluminum core with brown polyurethane tread
- Resistant to most chemicals, moisture friendly
- Double ball raceway • Annular ball bearing

SURFACE APPLICATIONS:

Concrete, brick, carpet, steel, tile, asphalt, wood and linoleum

Plate size:

3 = 2 5/8" x 3 3/4"
 4 = 3 1/8" x 4 1/8"
 4 HD = 4" x 4 1/2"
 5 = 4" x 4 1/2"
 6 = 4" x 4 1/2"
 8 = 4" x 4 1/2"

Bolt hole centres:

3 = 1 3/4" x 2 3/4"
 4 = 2 3/8" x 3 1/16"
 4 HD = 3 1/4" x 2 3/4"
 5 = 3 1/4" x 2 3/4"
 6 = 3 1/4" x 2 3/4"
 8 = 3 1/4" x 2 3/4"

Bolt hole size:

3 = 5/16"
 4 = 5/16"
 4 HD = 3/8"
 5 = 3/8"
 6 = 3/8"
 8 = 3/8"

| Model No. | Wheel Dia." | Style | Cap. lbs. | Tread Width" | Overall Height" |
|-----------|-------------|----------------------|-----------|--------------|-----------------|
| MP696 | 3 | Swivel | 230 | 1 1/4 | 4 1/4 |
| MP695 | 3 | Rigid | 230 | 1 1/4 | 4 1/4 |
| ML045 | 4 | Swivel | 440 | 1 1/2 | 5 3/8 |
| ML046 | 4 | Rigid | 440 | 1 1/2 | 5 3/8 |
| ML441 | 4HD | Swivel | 550 | 1 5/8 | 5 5/8 |
| ML442 | 4HD | Rigid | 550 | 1 5/8 | 5 5/8 |
| MN264 | 4HD | Swivel w/brake | 550 | 1 5/8 | 5 5/8 |
| ML397 | 5 | Swivel | 650 | 1 1/2 | 6 1/2 |
| ML398 | 5 | Rigid | 650 | 1 1/2 | 6 1/2 |
| MN265 | 5 | Swivel w/brake | 650 | 1 1/2 | 6 1/2 |
| ML399 | 6 | Swivel | 850 | 1 1/2 | 7 1/2 |
| ML400 | 6 | Rigid | 850 | 1 1/2 | 7 1/2 |
| MN266 | 6 | Swivel w/brake | 850 | 1 1/2 | 7 1/2 |
| MN449 | 6 | Butterfly side brake | 850 | 1 1/2 | 7 1/2 |
| ML401 | 8 | Swivel | 1000 | 1 5/8 | 9 1/2 |
| ML402 | 8 | Rigid | 1000 | 1 5/8 | 9 1/2 |
| MN267 | 8 | Swivel w/brake | 1000 | 1 5/8 | 9 1/2 |
| MN450 | 8 | Butterfly side brake | 1000 | 1 5/8 | 9 1/2 |



ML342



ML333



ML334

SURFACE APPLICATIONS:

Concrete, brick, carpet, steel, tile, asphalt, wood and linoleum

Plate size:

3 3/8" x 4"

Bolt hole centres:

2 3/8" x 3 1/8"

Bolt hole size:

3/8"

KLETON



ML391



ML394

KLETON



MN443



MN442



MN441

SURFACE APPLICATIONS:

Concrete, brick, carpet and steel

Plate size:

3 1/3" x 4 1/8"
 Bolt hole centers: 3 1/8" x 2 1/3"

Bolt hole size:

5/16"

KLETON



MP695



MP696



MN264



MN450

KLETON

HI-TEMP NYLON CASTERS

- Smooth rolling, non-marking
- Zinc chrome plated finish provides corrosion resistance
- Superior resistance to most oils, chemicals, and grease
- Double ball raceway
- Ball bearing
- Max. temperature: 230°C
- Total locking brake locks the wheel and keeps the swivel from turning
- Butterfly side brake locks the wheel preventing it from rolling

SURFACE APPLICATIONS:

Concrete, brick, carpet and steel

Plate Size: 4" x 4-1/2"

Bolt hole centers: 3" x 3-1/3"

Bolt hole size: 7/16"



KLETON

| Model No. | Wheel Dia." | Style | Cap. lbs. | Tread Width" | Overall Height" |
|-----------|-------------|----------------------|-----------|--------------|-----------------|
| ML861 | 6 | Swivel | 800 | 1-3/4 | 7-5/8 |
| ML862 | 6 | Rigid | 800 | 1-3/4 | 7-5/8 |
| ML863 | 6 | Swivel W/Brake | 800 | 1-3/4 | 7-5/8 |
| MN453 | 6 | Butterfly side brake | 800 | 1-3/4 | 7-5/8 |
| ML864 | 8 | Swivel | 850 | 1-3/4 | 9-1/2 |
| ML865 | 8 | Rigid | 850 | 1-3/4 | 9-1/2 |
| ML866 | 8 | Swivel W/Brake | 850 | 1-3/4 | 9-1/2 |
| MN454 | 8 | Butterfly side brake | 850 | 1-3/4 | 9-1/2 |

MOLD-ON RUBBER CASTERS

- Molded rubber wheel permanently bonded to spoked cast iron core
- Iron centre gives it strength while the molded rubber offers smooth and quiet operation
- Protects loads and surfaces
- Won't damage warehouse or factory floors
- Total locking brake locks the wheel and keeps the swivel from turning
- Butterfly side brake locks the wheel preventing it from rolling

SURFACE APPLICATIONS:

Concrete, brick, carpet, steel, tile, asphalt, wood and linoleum

Plate Size: 4" x 4-1/2"

Bolt hole centers: 2-7/8" x 3-1/3"

Bolt hole size: 7/16"



KLETON

| Model No. | Wheel Dia." | Style | Cap. lbs. | Tread Width" | Bearing Type" |
|-----------|-------------|----------------------|-----------|--------------|---------------|
| ML846 | 5 | Swivel | 400 | 2 | Roller |
| ML847 | 5 | Rigid | 400 | 2 | Roller |
| ML849 | 6 | Swivel | 500 | 2 | Roller |
| ML850 | 6 | Rigid | 500 | 2 | Roller |
| ML851 | 6 | Swivel w/Brake | 500 | 2 | Roller |
| MN451 | 6 | Butterfly side brake | 500 | 2 | Roller |
| ML852 | 8 | Swivel | 600 | 2 | Roller |
| ML853 | 8 | Rigid | 600 | 2 | Roller |
| ML854 | 8 | Swivel w/Brake | 600 | 2 | Roller |
| MN452 | 8 | Butterfly side brake | 600 | 2 | Roller |

PNEUMATIC CASTERS

- Four ply pneumatic casters offer smooth and quiet rolling over the roughest surfaces and outdoor terrain
- Shock absorbing properties give the greatest possible protection to both the load and floor
- The "Air cushion" feature will transport the most fragile material and instruments without damage
- Not recommended for floors with metal shavings or corrosive chemicals

SURFACE APPLICATIONS:

Concrete, brick, carpet, steel, tile, asphalt, wood and linoleum

Plate Size: 4" x 4-1/2"

Bolt hole centers: 2-3/4" x 3-3/8"

Bolt hole size: 13/32"



KLETON

| Model No. | Wheel Dia." | Style | Cap. lbs. | Tread Width" | Overall Height" |
|-----------|-------------|--------|-----------|--------------|-----------------|
| MN222 | 8 | Swivel | 350 | 2 | 10 |
| MN221 | 8 | Rigid | 350 | 2 | 10 |
| MN224 | 10 | Swivel | 400 | 3 | 12 |
| MN223 | 10 | Rigid | 400 | 3 | 12 |

Note: For optimum use pneumatic wheels must be properly inflated

FLAT-FREE CASTERS

- Solid polyurethane wheel never runs flat
- Same bounce feel and weight of a pneumatic caster
- Smooth and quiet rolling over rough terrain and surfaces
- Less costly than traditional foam-filled tires
- Ball bearing

SURFACE APPLICATIONS:

Concrete, brick, carpet, steel, tile, asphalt, wood and linoleum

Plate Size: 4" x 4-1/2"

Bolt hole centers: 2-3/4" x 3-3/8"

Bolt hole size: 13/32"



KLETON

| Model No. | Wheel Dia." | Style | Cap. lbs. | Tread Width" | Overall Height" |
|-----------|-------------|--------|-----------|--------------|-----------------|
| MN226 | 8 | Swivel | 275 | 2 | 10 |
| MN225 | 8 | Rigid | 275 | 2 | 10 |
| MN228 | 10 | Swivel | 300 | 3 | 12 |
| MN227 | 10 | Rigid | 300 | 3 | 12 |

SEMI-PNEUMATIC WHEEL

- Soft rubber tread with steel hub and ball bearings for quiet movement
- Excellent for dollies, floor protection, quiet operation, light duty stock trucks
- Wheel Diameter: 10"
- Capacity: 200 lbs.
- Bearing Type: Ball
- Bore Size: 3/4"
- Tread Width: 2-1/2"
- Temperature: -20°F to 130°F
- Durometer: 85 - 90 A scale
- Hub Type: Offset

Model No. MO888

KLETON



PALLET TRUCKS

HEAVY-DUTY SERIES

Rugged construction makes these pallet trucks the best value for your material handling needs. Forks feature entry rollers and tapered design for easy pallet entry and are reinforced for heavy-duty loads. The 3-function hand control (raise, neutral and lower) and the spring-loaded self-righting safety loop handle enhance comfort and ease of operation. Hardened chrome piston with protective dust cover for dependable performance. Durable powder coat finish.

HYDRAULIC PALLET TRUCKS

- Heavy-duty polyurethane tread bonded to cast iron core steering wheels and rollers provide superior performance
- 6 1/4" (158.75 mm) wide forks
- Orange
- **2-year limited warranty**



KLETON

| Model No. | Lowered" | Forks Raised" | Frame Width" | Fork Length" | Capacity lbs. |
|-----------|----------|---------------|--------------|--------------|---------------|
| MJ484 | 27/8 | 7 3/4 | 20 1/2 | 36 | 5500 |
| MJ485 | 27/8 | 7 3/4 | 20 1/2 | 42 | 5500 |
| MJ486 | 27/8 | 7 3/4 | 20 1/2 | 48 | 5500 |
| MJ487 | 27/8 | 7 3/4 | 27 | 36 | 5500 |
| MJ488 | 27/8 | 7 3/4 | 27 | 42 | 5500 |
| MJ489 | 27/8 | 7 3/4 | 27 | 48 | 5500 |
| ML372* | 27/8 | 7 3/4 | 27 | 48 | 5500 |

* Heavy-duty nylon wheels

HYDRAULIC PALLET TRUCKS

- Heavy-duty polyurethane tread bonded to cast iron core steering wheels and rollers provide superior performance
- Double rollers for easy moving of extra heavy loads
- Reinforced fork channels deliver exceptional durability
- 6 1/4" (158.75 mm) wide forks
- Blue
- **2-year limited warranty**



Forks feature double entry rollers and tapered design for easy pallet entry



KLETON

| Model No. | Lowered" | Forks Raised" | Frame Width" | Fork Length" | Capacity lbs. |
|-----------|----------|---------------|--------------|--------------|---------------|
| MJ490 | 27/8 | 7 3/4 | 20 1/2 | 36 | 6600 |
| MJ491 | 27/8 | 7 3/4 | 20 1/2 | 42 | 6600 |
| MJ492 | 27/8 | 7 3/4 | 20 1/2 | 48 | 6600 |
| MJ493 | 27/8 | 7 3/4 | 27 | 36 | 6600 |
| MJ494 | 27/8 | 7 3/4 | 27 | 42 | 6600 |
| MJ495 | 27/8 | 7 3/4 | 27 | 48 | 6600 |
| ML373* | 27/8 | 7 3/4 | 27 | 48 | 6600 |

* Heavy-duty nylon wheels

STANDARD-DUTY HYDRAULIC PALLET TRUCKS

- Heavy-duty polyurethane tread bonded to cast iron core steering wheels and rollers provide superior performance
- Heavy-duty plastic rollers facilitate entry and exit of pallets
- 6 1/4" (158.75 mm) wide forks
- Yellow
- **1-year limited warranty**



KLETON

| Model No. | Lowered" | Forks Raised" | Frame Width" | Fork Length" | Capacity lbs. |
|-----------|----------|---------------|--------------|--------------|---------------|
| ML966 | 3 1/4 | 7 3/4 | 20 1/2 | 36 | 5500 |
| ML967 | 3 1/4 | 7 3/4 | 20 1/2 | 42 | 5500 |
| ML968 | 3 1/4 | 7 3/4 | 20 1/2 | 48 | 5500 |
| ML969 | 3 1/4 | 7 3/4 | 27 | 36 | 5500 |
| ML970 | 3 1/4 | 7 3/4 | 27 | 42 | 5500 |
| ML971 | 3 1/4 | 7 3/4 | 27 | 48 | 5500 |
| ML972* | 3 1/4 | 7 3/4 | 27 | 48 | 5500 |

* All nylon core steering wheels and rollers

SUPER HEAVY-DUTY HYDRAULIC PALLET TRUCK

- Heavy-duty nylon steering wheels and rollers provide maximum mobility and performance
- Double rollers for easy moving of extra heavy loads
- 6 1/4" (158.75 mm) wide forks
- Orange
- **2-year limited warranty**



KLETON

| Model No. | Lowered" | Forks Raised" | Frame Width" | Fork Length" | Capacity lbs. |
|-----------|----------|---------------|--------------|--------------|---------------|
| MO890 | 3 | 5.5 | 27 | 48 | 11 000 |

6' LONG FORK HYDRAULIC PALLET TRUCKS

- Heavy-duty polyurethane thread bonded to cast iron core steering wheels and rollers provide superior performance
- Nylon exit roller facilitates entry and exit of pallets
- 6 1/4" (158.75 mm) wide forks
- Lowered pallet truck height: 3"
- Raised pallet truck height: 7 5/8"
- Frame Width: 27"
- Fork Length: 72"
- Yellow
- **2-year limited warranty**



KLETON

| Model No. | Capacity lbs. |
|-----------|---------------|
| MN723 | 3300 |
| MN459 | 5500 |

LOW PROFILE HYDRAULIC PALLET TRUCKS

- Permits the handling of pallets and containers that are lower than the standard height
- Heavy-duty polyurethane tread bonded to cast iron core steering wheels and all steel rollers provide superior performance
- 1.5" exit ramp facilitates exit of pallets
- 6" (152 mm) wide forks
- Lowered pallet truck height: 2"
- Raised pallet truck height: 5 1/2"
- Orange
- **2-year limited warranty**



KLETON

| Model No. | Frame Width" | Fork Length" | Capacity lbs. |
|-----------|--------------|--------------|---------------|
| MN061 | 27 | 48 | 3300 |

MULTI-DIRECTIONAL HYDRAULIC PALLET TRUCKS

- Transrollers permit lateral movement in addition to forward/backward
- Heavy-duty polyurethane tread bonded to cast iron core steering wheels provide superior performance
- Double load rollers, one polyurethane tread bonded to cast iron core and one nylon for easy moving of extra heavy loads
- 2 1/5" exit ramp facilitates exit of pallets
- 6 1/4" (158.75 mm) wide forks
- Lowered pallet truck height: 3"
- Raised pallet truck height: 7 1/2"
- Capacity: Up to 5500 lbs. in standard mode and up to 3300 lbs. in lateral mode
- Orange
- 2-year limited warranty

KLETON

| Model No. | Frame Width" | Fork Length" |
|-----------|--------------|--------------|
| MN062 | 27 | 48 |



DIGITAL SCALE PALLET TRUCKS

- Permits the weighing of skids and containers while handling them
- Mettler Toledo digital cUL approved scale offers maximum precision on load weights
- Heavy-duty polyurethane tread bonded to cast iron core steering wheels and rollers provide superior performance
- Nylon roller facilitates entry and exit of pallets
- Fork width: 6-5/8"
- Orange
- 2-year limited warranty

KLETON

| Model No. | Fork Height Lowered" | Fork Height Raised" | Frame Width" | Fork Length" | Capacity lbs. |
|-----------|----------------------|---------------------|--------------|--------------|---------------|
| MN705 | 3 | 7-11/16 | 27 | 44.5 | 4400 |



GALVANIZED HYDRAULIC PALLET TRUCKS

- Heavy-duty all nylon steering wheels and rollers provide superior mobility and performance
- Nylon exit roller facilitates entry and exit of pallets
- 6 1/4" (158.75 mm) wide forks
- Lowered pallet truck height: 3"
- Raised pallet truck height: 7 1/16"
- Galvanized finish offers corrosion resistance and is ideal for wet and cold conditions
- 2-year limited warranty

KLETON

| Model No. | Frame Width" | Fork Length" | Capacity lbs. |
|-----------|--------------|--------------|---------------|
| MN059 | 27 | 48 | 5500 |
| MN648 | 27 | 42 | 5500 |



STAINLESS STEEL HYDRAULIC PALLET TRUCKS

- Heavy-duty all nylon steering wheels and rollers provide superior mobility and performance
- Nylon exit roller facilitates entry and exit of pallets
- 6 1/4" (158.75 mm) wide forks
- High grade 304 stainless steel is ideal for medical, food, sanitary, pharmaceutical, wet and cold applications
- Features stainless steel forks, frame and handle
- 2-year limited warranty

KLETON

| Model No. | Fork Height Lowered" | Fork Height Raised" | Frame Width" | Fork Length" | Capacity lbs. |
|-----------|----------------------|---------------------|--------------|--------------|---------------|
| MN060 | 3 | 7-1/16 | 27 | 48 | 5500 |



PALLET TRUCK CHOCK

- Reduce freight claims and trailer damage caused by runaway pallet trucks
- Roll the pallet truck's wheels up the incline into the holding area
- The pallet jack stop functions on any surface without slipping
- Material: Rubber
- Colour: Black
- Dimensions: 345 mm x 295 mm x 55mm

Model No. KI297

KLETON



ECO I-55 AUTOMOTIVE BRAKE PALLET TRUCK

- Quality german-designed pump
- 200° handle pivot
- Ergonomic cushioned handle
- 3-position finger tip control
- High-quality powder coat finish
- Polyurethane wheels and load rollers
- Fork width: 6.3"
- Raised height: 7.9"
- Lowered height: 2.9"

MOBILE

| Model No. | Frame Width" | Fork Length" | Capacity lbs. |
|-----------|--------------|--------------|---------------|
| LU002 | 27 | 48 | 5500 |



PALLET TRUCKS

ADJUSTABLE WIDTH PALLET TRUCKS

- Overall fork width adjusts from 21" to 27"
- Fork length: 48"
- 7" mold-on polyurethane steering wheel
- 3" mold-on polyurethane load wheels
- 6" (152 mm) wide forks
- Raised height: 7 3/4"
- Lowered height: 3"
- Capacity: 5500 lbs.
- **5-year limited warranty**

Model No. MI820



ALL TERRAIN PALLET TRUCKS

- Welded steel tubular frame construction for maximum strength
- Features large pneumatic wheels for use on gravel, dirt and other types of rough terrain
- Wheels include sealed bearings for dust protection and long life
- Overall fork length: 32"
- Fork lowered height: 3"
- Fork raised height: 9"
- Overall dimensions: 64" W x 50" L x 51" H
- Usable straddle width is 50" between outriggers
- Rear wheel diameter: 10"
- **90-day limited warranty**



| Model No. | Capacity lbs. | Overall Fork Width | Wt. lbs. |
|-----------|--------------------------|--------------------|----------|
| MN461 | 2000* | 9 1/2" - 26" | 239 |
| MN463 | Optional Tow Bar Package | | 20 |

* 2,000 lbs. at 12" horizontal load center, 1,500 lbs. at 15" and 1,000 lbs. at 24".

QUICK LIFT HYDRAULIC PALLET TRUCKS

- Maximize operator efficiency with this quick-lift pallet truck
- Lifts to full height with only four pumps when empty
- 2-speed pump automatically switches to low-speed operation
- Allows forks to quickly rise to upper pallet boards for quicker operation
- Each fork measures 6 1/4" wide
- Poly-on-steel wheels are the best in the industry
- Assembly required to connect handle to truck
- **90-day limited warranty**



| Model No. | Fork Height Lowered" | Fork Height Raised" | Frame Width" | Fork Length" | Capacity lbs. |
|-----------|----------------------|---------------------|--------------|--------------|---------------|
| MN365 | 3 | 7 1/2 | 20 | 48 | 5500 |
| MN366 | 3 | 7 1/2 | 27 | 48 | 5500 |

PALLET TRUCK CADDIES

- Durable molded plastic
- Economical product will convert a standard pallet truck into a portable workstation in minutes
- Overall dimensions: 16 1/4" W x 7 3/4" D x 18 5/8" H
- **Includes:** Tool pockets on each side, pen and pencil tray, clipboard holder, built-in cup or can holder, and storage compartment

Model No. MN368



4-WAY HYDRAULIC PALLET TRUCKS

- Can enter pallet from all 4 sides
- Reinforced forks
- Adjustable fork connecting rods
- Steel 1.70" load wheels
- 6" polyurethane steering wheels
- Capacity: 4000 lbs.
- **3-year limited warranty**



| Model No. | Frame Width" | Fork Length" | Wt. lbs. |
|-----------|--------------|--------------|----------|
| MN136 | 33 | 48 | 241 |

HEAVY-DUTY BRAKE PALLET TRUCK

- Heavy-duty polyurethane tread bonded to cast iron core steering wheels and rollers provide superior performance
- Constructed with a hand brake
- Capacity: 5500 lbs.
- Frame Material: Steel
- Fork Width: 6.25"
- Raised Height: 7.75"
- Lowered Height: 2.9"
- Colour: Blue
- **Manufacturer's Warranty: 2 Years Limited**



| Model No. | Frame Width" | Fork Length" |
|-----------|--------------|--------------|
| MP611 | 27 | 48 |

LIFT-RITE® TITAN PALLET TRUCKS

- New one-piece pump for improved performance and reliability
- Includes ergonomic handles and articulating steering wheels
- 7" wide forks
- Fork lowered height: 3"
- Fork raised height: 7 3/4"
- **2-year limited warranty**



ML054



| Model No. | Frame Width" | Fork Length" | Capacity lbs. |
|-----------|--------------|--------------|---------------|
| ML054 | 20 1/2 | 48 | 5500 |
| ML057 | 27 | 48 | 5500 |

Custom sizes available

FORK EXTENSIONS

- Handle large and odd shaped loads with increased stability
- Easy to use slide-on design
- Steel retaining strap prevents extensions from sliding off forks during use
- Fork extension may not extend more than 50 % beyond existing fork
- Max. Fork Thickness: 2"
- Fork Extension Capacity: 4000 lbs.



KLETON



| Model No. | Accommodates Fork Width" | Fork Extension Overall Width" | Length" | Wt. lbs. |
|-----------|--------------------------|-------------------------------|---------|----------|
| MO778 | 4 | 5 | 54 | 88 |
| MO779 | 4 | 5 | 63 | 102 |
| ML346 | 4 | 5 | 72 | 104 |
| MO780 | 4 | 5 | 84 | 135 |
| ML348 | 4 | 5 | 96 | 140 |
| MO781 | 5 | 6 | 63 | 116 |
| ML347 | 5 | 6 | 72 | 113 |
| MO782 | 5 | 6 | 84 | 138 |
| MO783 | 5 | 6 | 96 | 169 |
| MO784 | 6 | 7 | 72 | 140 |
| MO785 | 6 | 7 | 84 | 163 |
| MO786 | 6 | 7 | 96 | 184 |

WALL BRACKETS

- All welded heavy-duty
- To keep fork extensions out of the way when not in use
- One wall bracket required for each pair of forks
- Kleton safety yellow

KLETON

| Model No. | Dimensions W" x H" | Wt. lbs |
|-----------|--------------------|---------|
| ML282 | 6 x 8 | 5 |

Hardware not included



FORKLIFT MIRRORS

- Know what is going on all around the lift truck at all times
- High range of visibility
- Installation on any lift truck is quick and easy



LU478



LU442



| Model No. | Size | Mounting Type |
|--------------------|------------------|---------------|
| RECTANGULAR | | |
| LU478 | 18-1/4" W x 3" H | Magnet |
| LU479 | 8" W x 4-1/4" H | Magnet |

| Model No. | Size | Mounting Type |
|-------------|---------|---------------|
| DOME | | |
| LU442 | 9" Dia. | Tape |
| LU443 | 9" Dia. | Magnet |

PALLET PULLER

- Efficient way to unload pallets from trucks
- Hardened teeth give positive grip in any pallet
- One-person operation
- Pulls pallets straight or sideways to get out of tight spots
- Puller Capacity: 5000 lbs.
- Chain Capacity: 4700 lbs.
- Max Jaw Opening: 9-1/4"
- Jaw Height: 3"
- Colour: Blue



KH863



KLETON

LU982
OPTIONAL 20'
HOOK AND
CHAIN



| Model No. | Description | Wt. lbs. |
|-----------|--|----------|
| KH863 | Pallet Puller | 16 |
| LU982* | Grade 70 Transport Chain, Length: 20', Trade Size: 5/16" | 5 |

*Working Load Limit: 4700 lbs. (2.35 tons)

FORKLIFT & WORK PLATFORM CHECKLIST CADDY KITS

- A complete daily checklist system for operators
- **Log Kits Include:**
 - (1) 75 inspection carbon copy sheet checklist pad
 - (1) pen with attached plastic wire
 - (1) 4-1/4" x 7-1/4" polyethylene envelope with two way tape



| Model No. | Forklift Type | Version | Language |
|-----------|-------------------------|----------------------|----------|
| LU454 | Propane Counterbalance | Complete Log Kit | English |
| LU455 | Electric Counterbalance | Complete Log Kit | English |
| LU456 | Electric Narrow Aisle | Complete Log Kit | English |
| LU457 | Electric Pallet Truck | Complete Log Kit | English |
| LU458 | Aerial Work Platform | Complete Log Kit | English |
| LU468 | Propane Counterbalance | Complete Log Kit | French |
| LU469 | Electric Counterbalance | Complete Log Kit | French |
| LU470 | Electric Narrow Aisle | Complete Log Kit | French |
| LU471 | Electric Pallet Truck | Complete Log Kit | French |
| LU472 | Aerial Work Platform | Complete Log Kit | French |
| LU459 | Propane Counterbalance | Replacement Log Book | English |
| LU460 | Electric Counterbalance | Replacement Log Book | English |
| LU461 | Electric Narrow Aisle | Replacement Log Book | English |
| LU462 | Electric Pallet Truck | Replacement Log Book | English |
| LU463 | Aerial Work Platform | Replacement Log Book | English |
| LU473 | Propane Counterbalance | Replacement Log Book | French |
| LU474 | Electric Counterbalance | Replacement Log Book | French |
| LU475 | Electric Narrow Aisle | Replacement Log Book | French |
| LU476 | Electric Pallet Truck | Replacement Log Book | French |
| LU477 | Aerial Work Platform | Replacement Log Book | French |

LIFT TABLES

HEAVY-DUTY HYDRAULIC SCISSOR LIFT TABLES

Kleton tables are available in various capacities and travels to satisfy a wide variety of applications. All models have an integrated hydraulic pump/cylinder assembly. The Kleton scissor lift tables add the value of mobility to the hydraulic lift table concept. Exceptional functionality and manoeuvrability is apparent, whether loaded or empty. In addition, rugged construction and premium-quality hydraulics complement their ease of use with low maintenance.

APPLICATIONS

Kleton tables are used in a wide variety of applications, from stocking shelves in retail stores to lifting and moving materials in warehouses, machine shops and manufacturing operations.


OPERATION

The Kleton design allows workers to easily move and position loads to a convenient working height. By minimising undesirable lifting, reaching and stretching, Kleton tables increase productivity and decrease workplace injuries.

STANDARD FEATURES

- Heavy-duty construction with captured scissor rollers for maximum stability
- Superior hydraulic systems feature an integrated pump-cylinder for maximum reliability
- High quality casters and wheels for exceptional roll ability (two fixed, two swivel)
- Ergonomic push handle with convenient lowering control
- Lowering control automatically stops when released for added safety
- Convenient maintenance pins secure the scissor legs for inspection and maintenance on larger models
- Quality powder coated finish provides exceptional durability and corrosion resistance
- Kleton blue

KLETON



| Model No. | Load Cap. lbs. | Platform Height | | Platform Dimensions | | Handle Height" | Pedal Strokes To Max | Wt. lbs. |
|-----------|----------------|-----------------|---------|---------------------|---------|----------------|----------------------|----------|
| | | Lowered" | Raised" | Width" | Length" | | | |
| MJ518 | 330 | 8 5/8 | 29 | 17 3/4 | 27 1/2 | 37 3/8 | 28 | 95 |
| MJ519 | 660 | 11 1/4 | 34 5/8 | 19 3/4 | 32 | 36 | 27 | 199 |
| MJ520* | 770 | 14 | 51 1/4 | 19 3/4 | 35 3/4 | 39 | 53 | 201 |
| MJ521 | 1100 | 11 1/4 | 34 5/8 | 19 3/4 | 32 | 39 | 27 | 179 |
| MJ522 | 1100 | 11 1/4 | 36 | 31 7/8 | 63 | 40 | 55 | 398 |
| MJ523 | 1650 | 16 1/2 | 35 3/8 | 20 1/8 | 39 3/8 | 39 3/8 | 45 | 236 |
| MJ524 | 2200 | 14 1/2 | 39 | 20 1/8 | 40 | 39 | 82 | 211 |
| MJ525 | 2200 | 15 | 53 1/2 | 29 1/2 | 80 1/8 | 40 | 200 | 817 |
| MJ526* | 1540 | 17 1/2 | 59 1/8 | 24 | 48 | 40 | 97 | 400 |

*Double scissors

HYDRAULIC SCISSOR LIFT TABLES

Kleton tables are available in various capacities and travels to satisfy a wide variety of applications. All tables have an integrated hydraulic pump/cylinder assembly. Kleton scissor lift tables add the value of mobility to the hydraulic lift table concept. Exceptional functionality and manoeuvrability is apparent, whether loaded or empty. In addition, rugged construction and premium-quality hydraulics complement their ease of use with low maintenance.

APPLICATIONS

Kleton tables are used in a wide variety of applications, from stocking shelves to lifting and moving materials in warehouses, machine shops and manufacturing operations.

OPERATION

The Kleton design allows workers to easily move and position loads to a convenient working height. By minimizing undesirable lifting, reaching and stretching, Kleton tables increase productivity and decrease workplace injuries.

STANDARD FEATURES

- Ergonomic push handle with easy to use release handle to lower the platform
- Hydraulic foot pump raises the platform
- Quality orange powder coated finish provides exceptional durability and corrosion resistance
- (2) rigid polyurethane casters
- (2) swivel polyurethane casters with brake

KLETON

FIND OUT HOW IT WORKS



www.YouTube.com/KletonInd



| Model No. | Load Cap lbs. | Platform Height | | Platform Size | | Handle Height" | Pedal Strokes To Max | Wheel Diameter" | Weight lbs. |
|-----------|---------------|-----------------|---------|---------------|---------|----------------|----------------------|-----------------|-------------|
| | | Lowered" | Raised" | Width" | Length" | | | | |
| MP005 | 330 | 8.85 | 29.13 | 17 3/4 | 27 1/2 | 36.8 | 25 | 4 | 92.5 |
| MP006 | 660 | 11 | 35.4 | 19 3/4 | 32 | 39.2 | 36 | 5 | 169.7 |
| MP007 | 770 | 13.7 | 51.1 | 19 3/4 | 35 3/4 | 38.1 | 60 | 5 | 231.4 |
| MP008 | 1100 | 11 | 35.4 | 19 3/4 | 32 | 39.2 | 45 | 5 | 187.3 |

Note: Platform height dimensions include the casters.

EZ LOADER®

- Minimizes bending and lifting and reduces extra movement around the pallet
- Weight sensitive, raises and lowers pallet as load weight changes, keeping top of the load at convenient working height
- Rotating top minimizes walking or reaching during the loading process
- Allows on or off loading to be done from near side and at convenient height
- 3-position capacity, adjustable without changing air pressure
- Designed to work in conjunction with Bishamon's Unilift custom easy-to-read air gauge
- Air pressure capacity adjustment: 10-60 PSI
- Shop air requirements: Clean dry air 60 PSI
- Heavy-duty, structural steel frame is 24 1/3" x 49" at base; turntable is 43" in diameter
- Product Weight: 500 lbs.
- Lift Vertical Travel: 20"
- Min. Self Leveling Capacity: 250 lbs.
- Maximum internal air pressure: 135 PSI
- Max. Self Leveling Capacity: 3500 lbs.
- Capacity: 4000 lbs.
- Raised Height: 30.5"
- Lowered Height: 10.5"



LT459



| Model No. | Mfg. No. | Description | Frame Material |
|-----------|--------------|--|-----------------|
| LT459 | EZ-LOADER | Pallet Lifter | Steel |
| LV437 | EZ-LOADER-E | Self-Leveling Pallet Positioner Stainless Platform | Steel |
| LV438 | EZ-LOADER-SS | Self-Leveling Pallet Positioner 100% Stainless Steel | Stainless Steel |

MANUAL SCISSOR SKID LIFT

- Closed Fork tips and reinforced chassis ensure long-lasting performance
- Ergonomically designed and comfortable handle
- Single cylinder for increased durability and less maintenance
- Capacity: 3300 lbs.
- Raised Height: 31.5"
- Lowered Height: 3.35"
- Frame Material: Steel
- Wheels/Rollers: Polyurethane
- Extended Mast Height: 65.5"



MP565

| Model No. | Platform Dimensions |
|-----------|-----------------------|
| MP565 | 20-1/4" L x 45-1/4" W |
| MP566 | 27" L x 45-1/4" W |

HYDRAULIC WORK TABLES

- All-welded construction
- Foot operated lifts are ideal for wide variety of shop functions (lifting dies, transporting heavy parts and positioning materials)
- Hand operated lever lowers the table level and controls the rate of descent
- Telescoping posts for stability and support
- Tops and bases are 3/16" thick steel
- Floor lock ensures table remains in place when loaded



MA442



| Model No. | Table Height Lowered" | Table Height Raised" | Table Dimensions Length" x Width" | Cap. lbs. | Wt. lbs. |
|-----------|-----------------------|----------------------|-----------------------------------|-----------|----------|
| MA433 | 28 1/2 | 46 | 16 x 16 | 200 | 54 |
| MA434 | 30 1/2 | 47 1/2 | 18 x 18 | 500 | 122 |
| MA435 | 30 1/2 | 47 1/2 | 18 x 36 | 1000 | 268 |
| MA442 | 30 1/2 | 47 1/2 | 36 x 24 | 2000 | 225 |
| MA443 | 30 1/2 | 47 1/2 | 48 x 32 | 2000 | 350 |

Other dimensions and capacities available

SPRING-OPERATED PALLET LIFTER

- Shock absorber and heavy-duty springs allow the top of the load to remain at a convenient height by raising and lowering the pallet as its weight changes
- Equipped with forklift pockets for easy relocation
- Rotating top minimizes worker movement
- Ergonomic design helps prevent workplace injuries
- Easy to assemble
- Platform Dimensions: 43-5/8" L x 43-5/8" W
- Capacity: 4400 lbs.
- Raised Height: 27.75"
- Lowered Height: 9.5"
- Frame Material: Steel
- Base Frame Dimensions: 45-1/4" L x 36-3/4" W



Model No. M0787



LU113



BATTERY SCISSOR LIFTS

- Turning radius: 61.5"
- Lift motor: 0.6 kW
- Battery voltage (V/Ah): 12 V/52 Ah
- Overall length: 67.5"

| Model No. | Fork Length" | Frame Width" |
|-----------|--------------|--------------|
| LU113 | 46 | 20.5 |
| LU114 | 46 | 27 |

DANDY LIFT™ LIFT TABLES

- Dandy Lift™ offers the ideal solution to reliable, economic lifting over years of service
- Pivot points have hardened pins in lifetime lubricated bearings
- Simple grouped controls make tables easy to operate
- Hard chrome-plated pistons and rods resist rust and corrosion for dependability and long life
- Honed heavy-walled cylinders improve both seal performance and durability



MA431

SOUTHWORTH

| Model No. | Platform Height Lowered" | Platform Height Raised" | Platform Size Width" Length" | Capacity lbs. |
|-----------|--------------------------|-------------------------|------------------------------|---------------|
| MA431 | 8 3/10 | 29 | 17 7/10 28 | 330 |
| MA432 | 9 1/2 | 31 4/5 | 19 7/10 31 1/2 | 550 |
| MA421 | 13 3/5 | 49 4/5 | 23 3/5 35 4/5 | 770 |
| MA422 | 11 4/5 | 36 3/5 | 23 3/5 35 4/5 | 1100 |
| MA423 | 13 | 40 1/5 | 23 3/5 39 2/5 | 1760 |

LIFT TABLES & STACKERS

SKIDLIFT™ MOBILE LOAD POSITIONER

- Scissor design provides enhanced stability
- Superior hydraulics deliver shorter lift stroke and reduce cylinder wear
- Locking foot brake allows for improved mobility
- Manual-lift available also upon request
- Lift Vertical Travel: 29.5"
- Frame Material: Steel
- Handle Height: 41.1"




Bishamon

| Model No. | Mfg. No. | Height Raised" | Height Lowered" | Platform Dimensions L" x W" | Capacity lbs. |
|-----------|-----------|----------------|-----------------|-----------------------------|---------------|
| LV456 | LVE-50E | 32.8 | 3.3 | 42-1/2 x 20-1/2 | 1000 |
| LV457 | LVE-50WE | 32.8 | 3.3 | 42-1/2 x 27 | 1000 |
| LV458 | LVE-100E | 32.8 | 3.3 | 42-1/2 x 20-1/2 | 2200 |
| LV459 | LVE-100WE | 32.8 | 3.3 | 42-1/2 x 27 | 2200 |

LOPROFILE™ ELECTRIC-HYDRAULIC SCISSOR LIFT TABLE

- Extremely low platform lowered heights, allowing wheeled cart and pallet jack access
- Offers heavy-duty lifting power and convenient low-profile functionality
- Heavy-duty construction and captured scissor rollers for enhanced stability
- Full perimeter, electric toe guard ensures handler safety
- Platform movement controlled by hand-held push button control system
- Reduce worker strain by positioning materials at a comfortable operating height
- Voltage: 115 V
- Frame Material: Steel



Bishamon

| Model No. | Mfg. No. | Motor HP | Lift Vertical Travel" | Height Raised | Height Lowered | Platform Dimensions L" x W" | Capacity lbs. |
|-----------|----------|----------|-----------------------|---------------|----------------|-----------------------------|---------------|
| LV442 | LX-25S | 1/2 | 18 | 20.9 | 2.9 | 32-1/2 x 23-1/2 | 550 |
| LV443 | LX-25L | 1/2 | 27.1 | 30 | 2.9 | 40 x 23-1/2 | 550 |
| LV444 | LX-50S | 1/2 | 18 | 20.9 | 2.9 | 32.5 x 23-1/2 | 1100 |
| LV445 | LX-50L | 1/2 | 27.1 | 30 | 2.9 | 40 x 23-1/2 | 1100 |
| LV446 | LX-100W | 1 | 35.3 | 38.6 | 3.3 | 51 x 34-1/2 | 2200 |
| LV447 | LX-100N | 1 | 35.3 | 38.6 | 3.3 | 51 x 24 | 2200 |

OPTIMUS® ELECTRIC-HYDRAULIC SCISSOR LIFT TABLE

- Intelligent design with rounded platform corners
- Unitized power unit with easy-view hydraulic reservoir
- Hinged maintenance bars are powder-coated for improved safety
- Voltage: 115 V
- Current: AC
- Frame Material: Steel



Bishamon

| Model No. | Mfg. No. | Lift Vertical Travel" | Height Raised | Height Lowered | Platform Dimensions L" x W" | Capacity lbs. |
|-----------|----------|-----------------------|---------------|----------------|-----------------------------|---------------|
| LV450 | L2K-2848 | 30 | 38.5 | 8.5 | 48 x 28 | 2000 |
| LV451 | L2K-3648 | 30 | 38.5 | 8.5 | 48 x 36 | 2000 |
| LV452 | L2K-TT | 30 | 41.5 | 11.5 | 43 x 43 | 2000 |
| LV453 | L3K-2848 | 34 | 42.6 | 8.6 | 48 x 28 | 3000 |
| LV454 | L3K-3648 | 34 | 42.6 | 8.6 | 48 x 36 | 3000 |
| LV455 | L3K-TT | 34 | 45.8 | 11.8 | 43 x 43 | 3000 |

STRADDLED ERGONOMIC TILTERS

- Functions as transporter by moving products from work station to work station without the need for a truck or lift table
- Features a folding ergonomic handle for quick and easy manoeuvrability
- Thin profile allows user to get as close to the load as possible
- Can be used with any kind of container, pallet or skid
- Dimensions: 72-13/16" L x 57-1/4" W x 29-1/4" H
- Fork Length: 28-1/2"
- Raised Height: 37"
- Lowered Height: 3"



Vestil

| Model No. | Mfg. No. | Operation Type | Capacity lbs. | Machine Weight lbs. |
|-----------|-----------|----------------|---------------|---------------------|
| LV594 | TMS-20-DC | DC Powered | 2000 | 1017 |
| LV598 | TMS-40-DC | DC Powered | 4000 | 1046 |
| LV600 | TMS-60-DC | DC Powered | 6000 | 1067 |

NARROW MAST POWERED LIFT STACKER

- Powered lift can raise and lower loads quickly and easily
- Narrow mast design provides improved manoeuvrability and efficiency
- Uses 12V battery, with integral battery charger and battery level gauge
- Equipped with support legs
- Operation Type: Electric



Vestil

| Model No. | Mfg. No. | Height Raised" | Height Lowered" | Lifting Capacity lbs. @ 63" | Lifting Capacity lbs. @ 118" |
|-------------------------|--------------|----------------|-----------------|-----------------------------|------------------------------|
| ADJUSTABLE FORKS | | | | | |
| LV585 | SLNM-118-AA | 118 | 2 | 1500 | 1000 |
| LV587 | SLNM15-63-AA | 63 | 2 | 1500 | - |
| FIXED FORKS | | | | | |
| LV586 | SLNM-118-FF | 118 | 3.25 | 1500 | 1000 |
| LV588 | SLNM15-63-FF | 63 | 3.25 | 1500 | - |

SEMI-ELECTRIC FORK LIFT STACKER

- Powered lift can raise and lower loads quickly and easily
- Manual push stackers are easily manoeuvrable using pull handle
- Uses 12V, 130-140A battery, with integral battery charger and battery level gauge
- Equipped with support legs
- Optional 24V traction drive system available upon request



Vestil

| Model No. | Mfg. No. | Height Raised" | Height Lowered" | Lifting Capacity lbs. @ 63" | Lifting Capacity lbs. @ 118" | Lifting Capacity lbs. @ 150" |
|-------------------------|-----------|----------------|-----------------|-----------------------------|------------------------------|------------------------------|
| ADJUSTABLE FORKS | | | | | | |
| LV582 | SL-150-AA | 150 | 2.125 | 2000 | 1500 | 1000 |
| LV583 | SL-63-AA | 63 | 2.125 | 2000 | - | - |
| FIXED FORKS | | | | | | |
| LV580 | SL-118-FF | 118 | 3.375 | 2000 | 1500 | - |
| LV584 | SL-63-FF | 63 | 3.375 | 2000 | - | - |

HYDRAULIC PLATFORM LIFT STACKER

- Allow workers to maneuver and lift heavy loads safely to comfortable needed height
- Foot pedal folds safely out of the way
- Front 3" polyurethane wheels and rear 5" polyurethane casters

KLETON

SPECIFICATIONS:

Capacity:880 lbs.
 Overall dimensions: 23" W x 39" D x 67-3/4" H
 Platform dimensions: 23" W x 25-3/4" D
 Lowered platform height: 4"
 Raised platform height: 60"
 Weight:189 lbs.

Model No. MN397



HYDRAULIC PLATFORM LIFT STACKER

- Allows workers to maneuver and lift heavy loads safely to comfortable needed height
- Front 5" and rear 4" phenolic casters allow loads to be moved easily
- Stacker comes standard with floor locks, safety screen and foot guards for safety

WESCO

SPECIFICATIONS:

Capacity: 1000 lbs. at 15" load center
 Overall dimensions:25.5" W x 40" D x 80" H
 Platform size:24" x 24"
 Lowered platform height: 5 3/4"
 Raised platform height: 68"
 Base legs: 15" inner, 21" outer
 Wheels: 5" front, 4" rear
 Weight:234 lbs.

Model No. MH690



PLATFORM LIFT STACKERS

- Hand winch
- Ideal for office use and narrow aisles
- Lightweight and sturdy design

WESCO



| Model No. | Mfg. No. | Platform Height Raised" | Platform Height Lowered" | Platform Dimensions W" x D" | Lifting Capacity lbs. |
|-----------|----------|-------------------------|--------------------------|-----------------------------|-----------------------|
| LU510 | 272467 | 66 | 5 | 18 x 23 | 220 |

HYDRAULIC FORK LIFT STACKER

- Adjustable 4" wide x 25.5" long forks
- Adjustable fork width 8.5" to 19.5"
- Two 5" polyurethane swivel casters with brake and two 3" polyurethane rigid load wheels
- Chrome plated rails and handle
- Lifting Capacity: 880 lbs.
- Operation Type: Foot Pump
- Shipped knocked down

WESCO



| Model No. | Mfg. No. | Height Raised" | Height Lowered" |
|-----------|----------|----------------|-----------------|
| LU511 | 272941 | 59 | 3.5 |
| LU549 | 272940 | 47 | 3.5 |



PLATFORM LIFT STACKERS

- Lift and transport loads at ease
- The platform lifts approximately 1" per winch rotation or foot pump stroke
- Rolls smoothly on 6" x 2" poly-on-poly rear wheels with 2" semi-steel front wheels
- **LV481:** Rolls smoothly on 8" x 2" poly-on-poly rear wheels, four swivel casters, and a hand operated floor lock



LU507



LV480

Vestil
We've Got It!

| Model No. | Mfg. No. | Operation Type | Platform Height Lowered" | Platform Height Raised" | Platform Dimensions W" x D" | Lifting Capacity lbs. |
|-----------------|----------------|----------------|--------------------------|-------------------------|-----------------------------|-----------------------|
| STEEL | | | | | | |
| LU506 | LLW-202058-FW | Hand Winch | 3-1/8 | 58 | 20 x 20 | 500 |
| LU507 | LLH-202053-FW | Foot Pump | 3-1/8 | 51-1/8 | 20 x 20 | 500 |
| ALUMINUM | | | | | | |
| LV480 | ALLW-2020-FW | Hand Winch | 3-1/8 | 58 | 20 x 20 | 400 |
| LV481 | ALLW-2420-4SFL | Hand Winch | 6-1/8 | 60 | 24 x 20 | 400 |

FORK LIFT STACKERS

- Compact lift trucks are designed to lift material to and from shelves
- Constructed of durable steel-and-aluminum
- The rugged 4" wide by 1." thick steel forks measure 22" long (20." O.D.)
- Hand-crank winch features a reversible handle and a hold-down device for securing the carriage during transport
- Operation Type: Hand Winch
- Two 8" non-marking rear wheels, two 2" front swivel casters
- **LU503-LU505:** Counter balanced design has poly-on-poly wheels, (2) 5" rear wheels, (2) 4" front wheels.



LU498



LU500



LU503

Vestil
We've Got It!

| Model No. | Mfg. No. | Height Raised" | Height Lowered" | Height w/Forks Up Raised" | Height w/Forks Up Lowered" | Overall Dimensions L" x W" x H" | Lifting Cap. lbs. |
|-----------------------|---------------|----------------|-----------------|---------------------------|----------------------------|---------------------------------|-------------------|
| STANDARD | | | | | | | |
| LU498 | A-LIFT-R | 47 | 3.5 | 67 | 23.5 | 24 x 35 x 68-3/4 | 500 |
| LU499 | A-LIFT-R-HP | 97 | 3.5 | 117 | 23.5 | 24 x 35 x 67-5/16 | 400 |
| STRADDLE | | | | | | | |
| LU500 | A-LIFT-S | 47 | 1.25 | 68 | 21.25 | 43-7/8 x 42-1/2 x 67-5/16 | 500 |
| LU501 | A-LIFT-S-HP | 98 | 1.25 | 120 | 21.25 | 43-7/8 x 42-1/2 x 67-5/16 | 400 |
| LU502 | A-LIFT-S-EHP | 122 | 1.25 | 143 | 21.25 | 43-7/8 x 42-1/2 x 79-1/8 | 350 |
| COUNTERBALANCE | | | | | | | |
| LU503 | A-LIFT-CB | 47 | 2 | 68 | 21.25 | 43-1/4 x 45-7/8 x 67-15/16 | 500 |
| LU504 | A-LIFT-CB-HP | 98 | 2 | 120 | 21.25 | 43-1/4 x 45-7/8 x 67-15/16 | 400 |
| LU505 | A-LIFT-CB-EHP | 122 | 2 | 143 | 21.25 | 43-1/4 x 46 x 79-1/8 | 350 |

LIFTING, POSITIONING & STACKING

F.O.B. VAUDREUIL, QC. ITEMS ON THIS PAGE ARE MADE TO ORDER AND ARE NON-RETURNABLE

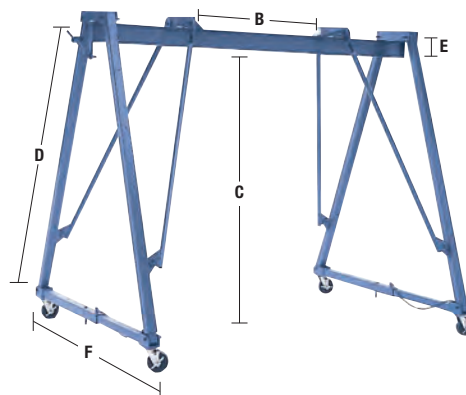
ADJUSTABLE GANTRY CRANES

- Adjustable gantry cranes move and lift heavy equipment with ease
- Height adjustable between 8' and 14'
- Equipped with four heavy-duty steel swivel casters with wheel brakes
- H-Beams use flat-wheel trolleys; I-Beams use taper-wheel trolleys.
- Can be fitted with or without casters
- Shipped knocked down

MuscleMate


| Model No. | O.A. Span A' | Clear Span B | Hook Lift Min/Max C | O.A. Height Min/Max D | Beam Height E" | Wheel Spread Min/Max F | Unit Beam Width" | Lifting Cap. lbs. | Wt. lbs. |
|-----------|--------------|--------------|---------------------|-----------------------|----------------|------------------------|------------------|-------------------|----------|
| LA189 | 10 | 4'7" | 6'8"/11'6" | 8'9"/14'7" | 6 | 4'7"/7' | 3 3/8 | 2000 | 885 |
| LA190 | 15 | 9'7" | 6'6"/11'10" | 8'9"/14'7" | 8 | 4'7"/7' | 5 1/4 | 2000 | 1050 |
| LA191 | 10 | 4'7" | 6'2"/11'10" | 8'9"/14'7" | 8 | 4'7"/7' | 4 | 4000 | 1175 |
| LA192 | 15 | 9'7" | 6'/11'8" | 8'9"/14'7" | 10 | 4'7"/7' | 5 3/4 | 4000 | 1370 |
| LA193 | 10 | 4'7" | 5'/11'1" | 8'9"/14'9" | 10 | 4'10"/7'3" | 4 5/8 | 6000 | 1430 |
| LA194 | 15 | 9'7" | 5'/11'1" | 8'9"/14'9" | 10 | 4'10"/7'3" | 5 3/4 | 6000 | 1615 |

Note: Crane only, hoist and trolley not included.



SPREADER BEAM

- Comes standard with lifting shackles
- Custom lengths and capacities available



MuscleMate

| Model No. | Spreader Type | Dimensions to Hook' | Capacity lbs. (tons) |
|-----------|---------------|---------------------|----------------------|
| LU080 | Fixed | 4 | 1000 (0.5) |
| LU081 | Fixed | 6 | 1000 (0.5) |
| LU082 | Fixed | 8 | 1000 (0.5) |
| LU083 | Fixed | 10 | 1000 (0.5) |
| LU084 | Fixed | 4 | 2000 (1) |
| LU085 | Fixed | 6 | 2000 (1) |
| LU086 | Fixed | 8 | 2000 (1) |
| LU087 | Fixed | 10 | 2000 (1) |
| LU088 | Fixed | 4 | 4000 (2) |
| LU089 | Fixed | 6 | 4000 (2) |
| LU090 | Fixed | 8 | 4000 (2) |
| LU091 | Fixed | 10 | 4000 (2) |
| LU092 | Fixed | 4 | 10000 (5) |
| LU093 | Fixed | 6 | 10000 (5) |
| LU094 | Fixed | 8 | 10000 (5) |
| LU095 | Fixed | 10 | 10000 (5) |

LU096



| Model No. | Spreader Type | Hook to Hook Min | - Max | Capacity lbs. (tons) |
|-----------|---------------|------------------|-------|----------------------|
| LU096 | Adjustable | 3.5' | - 6' | 1000 (0.5) |
| LU097 | Adjustable | 4' | - 8' | 1000 (0.5) |
| LU098 | Adjustable | 5' | - 10' | 1000 (0.5) |
| LU099 | Adjustable | 6' | - 12' | 1000 (0.5) |
| LU101 | Adjustable | 4' | - 8' | 2000 (1) |
| LU102 | Adjustable | 5' | - 10' | 2000 (1) |
| LU103 | Adjustable | 6' | - 12' | 2000 (1) |
| LU104 | Adjustable | 3.5' | - 6' | 4000 (2) |
| LU105 | Adjustable | 4' | - 8' | 4000 (2) |
| LU106 | Adjustable | 5' | - 10' | 4000 (2) |
| LU107 | Adjustable | 6' | - 12' | 4000 (2) |
| LU108 | Adjustable | 4' | - 8' | 10000 (5) |
| LU109 | Adjustable | 5' | - 10' | 10000 (5) |
| LU110 | Adjustable | 6' | - 12' | 10000 (5) |

MATERIAL HANDLING BASKETS

- All welded 3/16" steel material basket
- Can be moved by pallet trucks and by overhead lifts
- Customizable dimensions and capacities available
- Available options: doors, casters, and loading ramp
- 48" W x 48" D x 24" H
- Fork Pocket Size: 3.5" x 7.5"
- Outside Distance Between Fork Pockets: 27"
- Diameter of Lifting Eyes: 1-1/16"

MuscleMate

| Model No. | Capacity lbs. |
|-----------|---------------|
| MN664 | 1000 |
| MN665 | 2000 |
| MN666 | 4000 |



LIFTING, POSITIONING & STACKING

F.O.B. VAUDREUIL, QC. ITEMS ON THIS PAGE ARE MADE TO ORDER AND ARE NON-RETURNABLE

WALL JIBS

STYLE 100 & 200

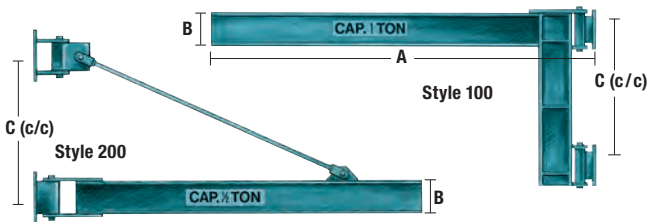
- Mount at any height on a wall, column or building support
- Wall mounting gives 180° rotation, column mounting provides 220° of rotation
- Equipped with end stops to limit trolley travel
- **H-Beams** use flat-wheel trolleys; **I-Beams** use taper-wheel trolleys

STYLE 100

Cantilever design is ideally suited for mounting applications where headroom is limited.

STYLE 200

Easily adjustable tie rod jibs are designed to mount within inches of any overhead obstruction.



| Model No. | A' | Dimensions B" | C" | Flange Width" | Beam Type | Cap. lbs. | Wt. lbs. |
|------------------|----|---------------|----|---------------|-----------|-----------|----------|
| STYLE 100 | | | | | | | |
| LA221 | 8 | 6 | 32 | 3 | I | 1000 | 192 |
| LA219 | 10 | 8 | 36 | 4 | I | 1000 | 300 |
| LA220 | 12 | 8 1/8 | 45 | 5 1/4 | H | 1000 | 295 |
| LA224 | 8 | 8 | 32 | 4 | I | 2000 | 265 |
| LA222 | 10 | 10 | 36 | 4 5/8 | I | 2000 | 390 |
| LA223 | 12 | 10 3/8 | 45 | 5 3/4 | H | 2000 | 435 |
| LA779 | 8 | 12 | 36 | 5 | I | 4000 | 450 |
| LA780 | 10 | 12 | 48 | 5 | I | 4000 | 550 |
| LA781 | 12 | 12 | 60 | 5 | I | 4000 | 650 |
| STYLE 200 | | | | | | | |
| LA227 | 8 | 6 | 32 | 3 3/8 | I | 1000 | 163 |
| LA225 | 10 | 6 | 36 | 3 3/8 | I | 1000 | 190 |
| LA226 | 12 | 6 | 45 | 3 3/8 | I | 1000 | 233 |
| LA782 | 14 | 8 1/8 | 54 | 5 1/4 | H | 1000 | 340 |
| LA783 | 16 | 8 1/8 | 66 | 5 1/4 | H | 1000 | 375 |
| LA230 | 8 | 6 | 32 | 3 3/8 | I | 2000 | 180 |
| LA228 | 10 | 6 | 36 | 3 3/8 | I | 2000 | 220 |
| LA229 | 12 | 6 | 45 | 3 3/8 | I | 2000 | 243 |
| LA784 | 14 | 8 1/8 | 54 | 5 1/4 | H | 2000 | 350 |
| LA785 | 16 | 8 1/8 | 66 | 5 1/4 | H | 2000 | 385 |
| LA786 | 8 | 10 | 36 | 4 5/8 | I | 4000 | 395 |
| LA787 | 10 | 10 | 38 | 4 5/8 | I | 4000 | 445 |
| LA788 | 12 | 10 | 51 | 4 5/8 | I | 4000 | 495 |
| LA789 | 14 | 10 3/8 | 58 | 5 3/4 | H | 4000 | 545 |
| LA790 | 16 | 10 3/8 | 68 | 5 3/4 | H | 4000 | 595 |

PALLET LIFTERS

- Ideal for use with crane systems or with truck cranes
- Economical pallet lifters are available in four capacities with three adjustable or non-adjustable fork lengths to choose from

A - Throat height (clear) 48"

B - Fork length 36", 42", or 48"

C - Widths (O.D.) 27"



| Fork Length" | Cap. lbs. | Standard Model No. | Wt. lbs. | Adj. Model No. | Wt. lbs. |
|--------------|-----------|--------------------|----------|----------------|----------|
| 36 | 1000 | LA195 | 190 | LA207 | 270 |
| 42 | | LA196 | 230 | LA208 | 295 |
| 48 | | LA197 | 255 | LA209 | 325 |
| 36 | 2000 | LA198 | 195 | LA210 | 280 |
| 42 | | LA199 | 233 | LA211 | 305 |
| 48 | | LA200 | 260 | LA212 | 335 |
| 36 | 4000 | LA201 | 310 | LA213 | 380 |
| 42 | | LA202 | 337 | LA214 | 430 |
| 48 | | LA203 | 370 | LA215 | 475 |
| 36 | 6000 | LA204 | 522 | LA216 | 525 |
| 42 | | LA205 | 560 | LA217 | 560 |
| 48 | | LA206 | 602 | LA218 | 612 |

ADJUSTABLE PALLET LIFTERS

- Ideal for use with crane systems or with truck cranes
- Economical pallet lifters are available in four capacities with three adjustable or non-adjustable fork lengths to choose from

A - Throat height (clear): 48"

B - Fork length: 36", 42", or 48"

C - Width: (O.D.) 27"



| Model No. | Fork Length" | Cap. lbs. | Wt. lbs. |
|-----------|--------------|-----------|----------|
| LT475 | 36 | 1000 | 190 |
| LT476 | 42 | 1000 | 230 |
| LT477 | 48 | 1000 | 270 |
| LT478 | 36 | 2000 | 195 |
| LT479 | 42 | 2000 | 235 |
| LT480 | 48 | 2000 | 260 |




JIB BOOMS

- Instantly converts fork lift trucks into mobile jib cranes for an infinite variety of uses
- Fully adjustable booms reach out, pick-up, and move heavy long loads making your fork lift more versatile
- Boom slips onto the forks and anchors to the truck with a safety chain
- Includes two adjustable hooks



| Model No. | Boom Type | Min. Fork Lift Cap. lbs. | Max. Boom Cap. lbs. (Reach ft.) | 0-7 | 8 | 9 | 10 | 11 | 12 | Wt. lbs. |
|-----------|-----------|--------------------------|---------------------------------|------|------|------|------|------|-----|----------|
| LA188 | Fixed | 3000 | 1000 | 800 | 725 | 650 | 600 | 500 | 255 | |
| LA187 | Elevating | 3000 | | | | | | | 285 | |
| LA186 | Fixed | 8000 | 3000 | 2700 | 2400 | 2200 | 2000 | 1900 | 438 | |
| LA185 | Elevating | 8000 | | | | | | | 483 | |



LIFTING, POSITIONING & STACKING

BEAM CLAMP

- Caution: Never exceed work load limit



VANGUARD STEEL LTD.

| Model No. | Jaw Opening" | Capacity lbs. (tons) |
|-----------|--------------|----------------------|
| LU561 | 0 - 10-1/4 | 2000 (1) |
| LU562 | 0 - 10-1/4 | 4000 (2) |
| LU563 | 0 - 13-15/16 | 6000 (3) |
| LU564 | 0 - 13-15/16 | 10000 (5) |
| LU565 | 0 - 14-3/8 | 20000 (10) |

GX LIFTING CLAMPS

- Entirely drop forged and heat treated
- Strong, yet lightweight
- Ideal for both vertical and horizontal-to-vertical lifting
- Feature a patented wear indicator system
- 100% proof tested



Campbell®

| Model No. | Grip Range | Capacity Ton | Wt. lbs. |
|-----------|--------------|--------------|----------|
| LB606 | 1/16" - 5/8" | 1/2 | 4 |
| LB607 | 1/16" - 3/4" | 1 | 8 |
| LB608 | 1/16" - 1" | 3 | 17 |

POWERLIFT® MAGNETS

- Compact yet powerful rare earth lift magnets can be used on flat or round surfaces and contain an internal release on/off device that does not contact or damage the surface of the part being lifted
- Permanent magnetic lifts eliminate the fear of dropping the load being lifted due to power failures
- 3:1 design factor
- Conforms to ASME B30.20 standards



MAG-MATE

| Model No. | Minimum Diameter" | Handle" | Dimensions L" x W" x H" | Capacity lbs. Flat | Capacity lbs. Round | Wt. lbs. |
|-----------|-------------------|---------|-------------------------|--------------------|---------------------|----------|
| LS712 | 2 | 57/8 | 5 x 25/8 x 65/8 | 250 | 125 | 7 |
| LS713 | 3 | 67/8 | 77/8 x 35/8 x 87/8 | 800 | 400 | 22 |
| LS714 | 4 | 63/4 | 103/4 x 47/8 x 87/8 | 1600 | 800 | 53 |
| LS715 | 5 | 101/8 | 125/8 x 71/8 x 87/8 | 2500 | 1250 | 110 |

HOLDING VALUE & MAX. SHEET LENGTH (IN FEET) FOR SPECIFIED MATERIAL THICKNESS

| Model No. | 1/4" Length | 1/4" Cap lbs. | 1/2" Length | 1/2" Cap lbs. | 3/4" Length | 3/4" Cap lbs. | 1" Length | 1" Cap lbs. | 3" Length | 3" Cap lbs. |
|-----------|-------------|---------------|-------------|---------------|-------------|---------------|-----------|-------------|-----------|-------------|
| LS712 | 6 | 180 | 6 | 250 | 6 | 250 | 10 | 250 | 10 | 250 |
| LS713 | 6 | 270 | 6 | 615 | 6 | 800 | 10 | 800 | 10 | 800 |
| LS714 | - | N/A | 6 | 800 | 6 | 1600 | 10 | 1600 | 10 | 1600 |
| LS715 | - | N/A | - | N/A | - | N/A | 10 | 1300 | 10 | 2500 |

CHAIN HOISTS

- Lightweight steel construction
- Triple spur geared for easy lifting
- Load brake assures safety and load control
- High tensile alloy steel load chain for increased strength and durability
- Latched swivel hooks for added security
- Enclosed chain guide ensures dirt and dust do not affect operation
- Meets ASME B30.16

| Model No. | Lift' | Cap. lbs. | Wt. lbs. |
|-----------|-------|-----------|----------|
| LS534 | 10 | 1000 | 24 |
| LS535 | 10 | 2000 | 29 |
| LS536 | 10 | 3000 | 44 |
| LS537 | 10 | 4000 | 48 |
| LS538 | 10 | 6000 | 59 |
| LS539 | 10 | 10000 | 100 |
| LS540 | 20 | 1000 | 36 |
| LS541 | 20 | 2000 | 40 |
| LS542 | 20 | 3000 | 59 |
| LS543 | 20 | 4000 | 62 |
| LS544 | 20 | 6000 | 84 |
| LS545 | 20 | 10000 | 136 |



KLETON

LEVER HOISTS

- Lightweight steel construction
- Short steel handle rotates 360° to allow operation in any position
- Load brake assures safety and load control
- High tensile alloy steel load chain for increased strength and durability
- Latched swivel hooks for added security
- Enclosed chain guide ensures dirt and dust do not affect operation
- Meets ASME B30.16

| Model No. | Lift' | Cap. lbs. | Wt. lbs. |
|-----------|-------|-----------|----------|
| LS546 | 5 | 1500 | 15 |
| LS547 | 5 | 2000 | 18 |
| LS548 | 5 | 3000 | 24 |
| LS549 | 5 | 6000 | 42 |
| LS550 | 5 | 12000 | 62 |



KLETON

ADJUSTABLE TROLLEYS

- Easily adjusts to fit various flange and I-beams
- Use on straight or curved track
- Can be installed or removed at any position on the beam
- Heavy-duty cast iron wheels
- Deep width flange provides superior contact with the beam
- Geared trolleys include two geared wheels operated by hand chain
- Safety plate included
- Meets ASME B30.16



Adjustable Plain Trolley



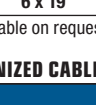
| Model No. | Fits I beams" | Cap. lbs. | Wt. lbs. |
|---------------|------------------|-----------|----------|
| PLAIN | | | |
| LS551 | 2 11/16 - 5 3/8 | 1000 | 10 |
| LS552 | 3 1/8 - 6 1/4 | 2000 | 17 |
| LS553 | 3 1/8 - 6 1/4 | 4000 | 28 |
| LS554 | 3 7/16 - 7 3/8 | 6000 | 46 |
| LS555 | 4 13/16 - 9 9/16 | 10000 | 73 |
| GEARED | | | |
| LS556 | 2 11/16 - 5 1/4 | 1000 | 18 |
| LS557 | 3 1/8 - 5 15/16 | 2000 | 25 |
| LS558 | 3 1/8 - 7 1/16 | 4000 | 36 |
| LS559 | 3 7/16 - 7 3/8 | 6000 | 54 |
| LS560 | 4 3/4 - 7 3/4 | 10000 | 81 |



Adjustable Geared Trolley

KLETON

GALVANIZED AIRCRAFT CABLES

| Dia." | Breaking Strength lbs. | | Model No. | Feet Per Pkg. | Model No. | Feet Per Pkg. |
|-------|------------------------|---|-----------|---------------|-----------|---------------|
| 3/64 | 270 |  | LA893 | 100 | LB030 | 500 |
| 1/16 | 480 | | LA894 | 100 | LB031 | 500 |
| 5/64 | 650 | | LA895 | 100 | LB032 | 500 |
| 3/32 | 920 | | LA896 | 100 | LB033 | 500 |
| 1/8 | 1700 | | LA897 | 100 | LB034 | 500 |
| 5/32 | 2600 | | LA898 | 100 | LB035 | 500 |
| 3/16 | 3700 |  | LA899 | 100 | LB036 | 500 |
| 1/4 | 6100 | | LA900 | 100 | LB037 | 500 |
| 3/32 | 1000 | | LA902 | 100 | LB039 | 500 |
| 1/8 | 2000 | | LA903 | 100 | LB040 | 500 |
| 5/32 | 2800 | | LA904 | 100 | LB041 | 500 |
| 3/16 | 4200 | | LA905 | 100 | LB042 | 500 |
| 1/4 | 7000 |  | LA906 | 100 | LB043 | 500 |
| 5/16 | 9800 | | LA907 | 100 | LB044 | 500 |
| 3/8 | 14400 | | LA908 | 100 | LB045 | 500 |
| 1/2 | 20700 | | LA909 | 100 | LB046 | 500 |

Special sizes available on request

COATED GALVANIZED CABLE (PVC)

| Outside Dia." | Inside Dia." | Construction | Colour | Model No. | Feet Per Pkg. | Model No. | Feet Per Pkg. |
|---------------|--------------|--------------|--------|-----------|---------------|-----------|---------------|
| 3/16 | 1/8 | 7 x 19 | Clear | LA910 | 100 | LB289 | 500 |
| 3/16 | 1/8 | 7 x 19 | Red | LA911 | 100 | LB290 | 500 |

Special sizes available on request

EYE BOLTS

| Model No. | Dia. & Take-up" | Working Load Limit lbs. |
|--|-----------------|-------------------------|
| REGULAR NUT EYE BOLTS (Galvanized, Drop-Forged) | | |
| LA974 | 5/16 x 4 1/4 | 800 |
| LA975 | 3/8 x 2 1/2 | 1200 |
| LA976 | 3/8 x 4 1/2 | 1200 |
| LA977 | 1/2 x 8 | 2200 |
| LA978 | 1/2 x 10 | 2200 |
| LA979 | 5/8 x 4 | 3500 |
| LA980 | 5/8 x 12 | 3500 |
| SHOULDER NUT EYE BOLT (Galvanized, Drop-Forged) | | |
| LA981 | 3/8 x 2 1/2 | 1200 |
| SHOULDER TYPE MACHINERY EYE BOLTS (Steel) | | |
| LU482 | 3/8 x 1 1/4 | 1300 |
| LU483 | 1/2 x 1 1/2 | 2400 |
| LU484 | 5/8 x 1 3/4 | 4000 |



THIMBLES

| Model No. | For Cable Dia." | Type |
|-----------|--------------------|------|
| LA933 | 3/64 - 1/16 - 5/64 | AN |
| LA934 | 3/32 - 7/64 - 1/8 | AN |
| LA935 | 5/32 | AN |
| LA936 | 3/16 | AN |
| LA939 | 1/4 | AN |
| LA940 | 5/16 | STD |
| LA941 | 3/8 | STD |
| LA942 | 1/2 | STD |
| LA943 | 5/8 | STD |
| LA944 | 3/4 | STD |
| LA945 | 1 | HD |

Type: AN - Zinc-Plated, STD - Galvanized Standard, HD - Hot Deep Galvanized



WIRE ROPE CLIPS

| Model No. | For Cable Dia." | Model No. | For Cable Dia." |
|------------------------------|-----------------|-------------------------------|-----------------|
| MALLEABLE ZINC-PLATED | | DROP-FORGED GALVANIZED | |
| LB007 | 1/8 | LB016 | 1/8 |
| LB008 | 3/16 | LB017 | 3/16 |
| LB009 | 1/4 | LB018 | 1/4 |
| LB010 | 5/16 | LB019 | 5/16 |
| LB011 | 3/8 | LB020 | 3/8 |
| LB012 | 1/2 | LB021 | 1/2 |
| LB013 | 5/8 | LB022 | 5/8 |
| LB014 | 3/4 | LB023 | 3/4 |
| LB015 | 7/8 | | |



TURNBUCKLES

| Eye & Eye Model No. | Jaw & Jaw Model No. | Diameter Take-Up" | Working Load Limit lbs. E & E | J & J | Wt. lbs. |
|---------------------|---------------------|-------------------|-------------------------------|-------|----------|
| LA947 | MMS321 | 5/16 x 4 1/2 | 800 | 700 | 0.45 |
| LA948 | MMS322 | 3/8 x 6 | 1200 | 1000 | 0.75 |
| LA949 | MMS323 | 1/2 x 6 | 2200 | 1500 | 1.5 |
| LA950 | MMS324 | 1/2 x 9 | 2200 | 1500 | 1.75 |
| LA951 | MMS325 | 1/2 x 12 | 2200 | 1500 | 2.18 |
| LA952 | MMS326 | 5/8 x 6 | 3500 | 2250 | 2.63 |
| LA953 | MMS327 | 5/8 x 9 | 3500 | 2250 | 3 |
| LA954 | MMS328 | 5/8 x 12 | 3500 | 2250 | 3.25 |
| LA955 | MMS329 | 3/4 x 6 | 5200 | 3000 | 3.75 |
| LA956 | MMS330 | 3/4 x 9 | 5200 | 3000 | 4.5 |
| LA957 | MMS331 | 3/4 x 12 | 5200 | 3000 | 5.75 |
| LA958 | MMS332 | 7/8 x 12 | 7200 | 4000 | 8.35 |
| LA959 | MMS333 | 1 x 6 | 10000 | 5000 | 9.04 |
| LA960 | MMS334 | 1 1/2 x 12 | 21400 | 7500 | 27 |

SNAP HOOKS

| Model No. | Size" | Length" | Eye" | Working Load Limit lbs. (tons) |
|------------------------------------|-------|---------|------|--------------------------------|
| MADE OF 316 STAINLESS STEEL | | | | |
| LW272 | 3/16 | 2 | 5/16 | 220 (0.11) |
| LW274 | 1/4 | 2-3/8 | 3/8 | 260 (0.13) |
| LW276 | 5/16 | 3-3/16 | 1/2 | 500 (0.25) |
| LW277 | 3/8 | 3-15/16 | 5/8 | 770 (0.385) |

| | | | | |
|--------------------|------|--------|------|------------|
| ZINC PLATED | | | | |
| LW273 | 3/16 | 2 | 5/16 | 220 (0.11) |
| LW275 | 5/16 | 3-3/16 | 1/2 | 500 (0.25) |



KLETON

ZINC PLATED QUICK LINKS


| Model No. | Size" | Length" | Working Load Limit lbs. (tons) |
|-----------|-------|---------|--------------------------------|
| LW266 | 1/8 | 1-1/2 | 220 (0.11) |
| LW267 | 3/16 | 2 | 660 (0.33) |
| LW268 | 1/4 | 2-1/4 | 880 (0.44) |
| LW269 | 5/16 | 2-7/8 | 1760 (0.88) |
| LW270 | 3/8 | 3-1/2 | 2140 (1.07) |
| LW271 | 1/2 | 4-1/16 | 3300 (1.65) |



KLETON

ALUMINUM OVAL SLEEVES

| Model No. | For Cable Dia." | Model No. | For Cable Dia." |
|-----------|-----------------|-----------|-----------------|
| LA912 | 1/32 | LA919 | 3/16 |
| LA913 | 3/64 | LA920 | 1/4 |
| LA914 | 1/16 | LA921 | 5/16 |
| LA915 | 5/64 | LA922 | 3/8 |
| LA916 | 3/32 | LA923 | 7/16 |
| LA917 | 1/8 | LA924 | 1/2 |
| LA918 | 5/32 | | |



ALUMINUM STOP SLEEVES

| Model No. | For Cable Dia." | Model No. | For Cable Dia." |
|-----------|-----------------|-----------|-----------------|
| LA925 | 1/16 | LA929 | 3/16 |
| LA926 | 3/32 | LA930 | 1/4 |
| LA927 | 1/8 | LA931 | 5/16 |
| LA928 | 5/32 | LA932 | 3/8 |



WIRE ROPE LIFTING SLING

EYE & EYE GALVANIZED

- Made of 6x26 IWRC galvanized wire rope
- Solid identification tags on each sling

| Model No. | Wire Diameter" | Length' | Vertical Capacity lbs. |
|-----------|----------------|---------|------------------------|
| LV024 | 1/4 | 4 | 1300 |
| LV025 | 1/4 | 6 | 1300 |
| LV026 | 1/4 | 8 | 1300 |
| LV027 | 1/4 | 10 | 1300 |
| LV028 | 1/4 | 12 | 1300 |
| LV029 | 3/8 | 4 | 2800 |
| LV030 | 3/8 | 6 | 2800 |
| LV031 | 3/8 | 8 | 2800 |
| LV032 | 3/8 | 10 | 2800 |
| LV033 | 3/8 | 12 | 2800 |



SLINGS

NYLON SLINGS

- Used in conjunction with overhead cranes, hoists or winches
- Nylon slings are available in single or double ply to protect heavy, irregular sized loads from scratching or marring
- Slings must be checked frequently
- Should any surface area show signs of wear or cutting, the sling must be replaced immediately
- Each is tagged with manufacturer's name and capacity



DOUBLE EYE SLING TYPE 3

- Commonly used as a basket and/or choker hitch
- For choker hitch pass one eye through the other flat eye, also makes for easy withdrawal from beneath loads



TWISTED EYE SLING TYPE 4

- Reverse eyes make full functional contact with lifting hooks without the use of hardware
- Widely used for both choker and basket hitches



ENDLESS SLING TYPE 5

- Most versatile and widely used sling
- The economical answer to most lifting problems
- Ideal for vertical, choker, and basket hitches

LOAD LIMIT FOR TYPE 3-4 (LBS.)

| Width" | Vertical | | Choker | | Basket | |
|--------|----------|--------|--------|--------|--------|--------|
| | Single | Double | Single | Double | Single | Double |
| 1 | 1600 | 3200 | 1280 | 2400 | 3200 | 6400 |
| 2 | 3100 | 6200 | 2480 | 4960 | 6200 | 12 400 |
| 3 | 4700 | 8800 | 3760 | 7040 | 9400 | 17 600 |
| 4 | 6200 | 11 000 | 4960 | 8800 | 12 400 | 22 000 |

LOAD LIMIT FOR TYPE 5 (LBS.)

| Width" | Vertical | | Choker | | Basket | |
|--------|----------|--------|--------|--------|--------|--------|
| | Single | Double | Single | Double | Single | Double |
| 1 | 3200 | 6200 | 2560 | 4960 | 6400 | 12 400 |
| 2 | 6200 | 12 400 | 4960 | 9930 | 12 400 | 24 800 |
| 3 | 9400 | 17 600 | 7520 | 14 080 | 18 800 | 35 200 |
| 4 | 12 400 | 22 000 | 9920 | 17 600 | 24 800 | 44 000 |

| Type | Width" | Ply | 3' Model No. | 4' Model No. | 6' Model No. | 8' Model No. | 10' Model No. | 12' Model No. |
|--------|--------|--------|--------------|--------------|--------------|--------------|---------------|---------------|
| Type 3 | 1 | Single | LU292 | LU293 | LU294 | LU295 | LU296 | LU297 |
| | | Double | LU316 | LU317 | LU318 | LU319 | LU320 | LU321 |
| | 2 | Single | LU298 | LU299 | LU300 | LU301 | LU302 | LU303 |
| | | Double | LU322 | LU323 | LU324 | LU325 | LU326 | LU327 |
| | 3 | Single | LU304 | LU305 | LU306 | LU307 | LU308 | LU309 |
| | | Double | LU328 | LU329 | LU330 | LU331 | LU332 | LU333 |
| | 4 | Single | LU310 | LU311 | LU312 | LU313 | LU314 | LU315 |
| | | Double | LU334 | LU335 | LU336 | LU337 | LU338 | LU339 |
| Type 4 | 1 | Single | LU340 | LU341 | LU342 | LU343 | LU344 | LU345 |
| | | Double | LU364 | LU365 | LU366 | LU367 | LU368 | LU369 |
| | 2 | Single | LU346 | LU347 | LU348 | LU349 | LU350 | LU351 |
| | | Double | LU370 | LU371 | LU372 | LU373 | LU374 | LU375 |
| | 3 | Single | LU352 | LU353 | LU354 | LU355 | LU356 | LU357 |
| | | Double | LU376 | LU377 | LU378 | LU379 | LU380 | LU381 |
| | 4 | Single | LU358 | LU359 | LU360 | LU361 | LU362 | LU363 |
| | | Double | LU382 | LU383 | LU384 | LU385 | LU386 | LU387 |
| Type 5 | 1 | Single | LU388 | LU389 | LU390 | LU391 | LU392 | LU393 |
| | | Double | LU412 | LU413 | LU414 | LU415 | LU416 | LU417 |
| | 2 | Single | LU394 | LU395 | LU396 | LU397 | LU398 | LU399 |
| | | Double | LU418 | LU419 | LU420 | LU421 | LU422 | LU423 |
| | 3 | Single | LU400 | LU401 | LU402 | LU403 | LU404 | LU405 |
| | | Double | LU424 | LU425 | LU426 | LU427 | LU428 | LU429 |
| | 4 | Single | LU406 | LU407 | LU408 | LU409 | LU410 | LU411 |
| | | Double | LU430 | LU431 | LU432 | LU433 | LU434 | LU435 |

Note: Other sizes, capacities and options available

POLYESTER ROUND SLINGS

- Constructed from multiple high tenacity polyester yarns in an endless/continuous loop
- Excellent resistance to ultra-violet light, rotting and mildew
- The high flexibility allows the sling to conform to the load for a secure hold
- No loss of strength when used in water
- Lightweight, easy to rig, store and clean
- Hook and load contact points can be rotated to extend the service life
- Seamless cover, no edges to wear out
- Maximum temperature exposure: 194°F



| Model No. | Width' | Length' | Colour | Capacity lbs. | | |
|-----------|--------|---------|--------|---------------|--------|------------|
| | | | | Vertical | Choker | 90° Basket |
| LT569 | 2 | 4 | Purple | 3000 | 2400 | 6000 |
| LT570 | 2 | 6 | Purple | 3000 | 2400 | 6000 |
| LT571 | 2 | 8 | Purple | 3000 | 2400 | 6000 |
| LT572 | 2 | 4 | Green | 6000 | 4800 | 12000 |
| LT573 | 2 | 6 | Green | 6000 | 4800 | 12000 |
| LT574 | 2 | 8 | Green | 6000 | 4800 | 12000 |
| LT575 | 2 | 6 | Yellow | 9000 | 7200 | 18000 |
| LT576 | 2 | 8 | Yellow | 9000 | 7200 | 18000 |

| Model No. | Width' | Length' | Colour | Capacity lbs. | | |
|-----------|--------|---------|--------|---------------|--------|------------|
| | | | | Vertical | Choker | 90° Basket |
| LT577 | 2 | 10 | Yellow | 9000 | 7200 | 18000 |
| LT578 | 3 | 6 | Red | 14000 | 11200 | 28000 |
| LT579 | 3 | 8 | Red | 14000 | 11200 | 28000 |
| LT580 | 3 | 10 | Red | 14000 | 11200 | 28000 |
| LT581 | 4 | 8 | Blue | 23000 | 18400 | 46000 |
| LT582 | 4 | 10 | Blue | 23000 | 18400 | 46000 |
| LT583 | 4 | 12 | Blue | 23000 | 18400 | 46000 |


Note: Other lengths available upon request

POLYESTER SLINGS

- Mainly used outdoors and can withstand increases in temperature and direct sunlight (i.e. improved UV degradation resistance)
- Used in conjunction with overhead cranes, hoists or winches
- Polyester slings are available in single or double ply to protect heavy, irregular sized loads from scratching or marring
- Slings must be checked frequently
- Should any surface area show signs of wear or cutting, the sling must be replaced immediately
- Each is tagged with manufacturer's name and capacity



Type 3



Type 4



Type 5

DOUBLE EYE SLING TYPE 3

Commonly used as a basket and/or choker hitch or for choker hitch pass one eye through the other flat eye, also makes for easy withdrawal from beneath loads

TWISTED EYE SLING TYPE 4

Reverse eyes make full functional contact with lifting hooks without the use of hardware. Widely used for both choker and basket hitches

ENDLESS SLING TYPE 5

Most versatile and widely used sling. The economical answer to most lifting problems. Ideal for vertical, choker and basket hitches

LOAD LIMIT FOR TYPE 3-4 (LBS.)

| Width" | Vertical | | Choker | | Basket | |
|--------|----------|--------|--------|--------|--------|--------|
| | Single | Double | Single | Double | Single | Double |
| 1 | 1600 | 3200 | 1280 | 2400 | 3200 | 6400 |
| 2 | 3100 | 6200 | 2480 | 4960 | 6200 | 12400 |
| 3 | 4700 | 8800 | 3760 | 7040 | 9400 | 17600 |
| 4 | 6200 | 11000 | 4960 | 8800 | 12400 | 22000 |

LOAD LIMIT FOR TYPE 5 (LBS.)

| Width" | Vertical | | Choker | | Basket | |
|--------|----------|--------|--------|--------|--------|--------|
| | Single | Double | Single | Double | Single | Double |
| 1 | 3200 | 6200 | 2560 | 4960 | 6400 | 12400 |
| 2 | 6200 | 12400 | 4960 | 9930 | 12400 | 24800 |
| 3 | 9400 | 17600 | 7520 | 14080 | 18800 | 35200 |
| 4 | 12400 | 22000 | 9920 | 17600 | 24800 | 44000 |

| Type | Width" | Ply | 3' Model No. | 4' Model No. | 6' Model No. | 8' Model No. | 10' Model No. | 12' Model No. |
|--------|--------|--------|--------------|--------------|--------------|--------------|---------------|---------------|
| TYPE 3 | 1 | Single | LU116 | LU117 | LU118 | LU119 | LU120 | LU121 |
| | | Double | LU140 | LU141 | LU142 | LU143 | LU144 | LU145 |
| | 2 | Single | LU122 | LU123 | LU124 | LU125 | LU126 | LU127 |
| | | Double | LU146 | LU147 | LU148 | LU149 | LU150 | LU151 |
| | 3 | Single | LU128 | LU129 | LU130 | LU131 | LU132 | LU133 |
| | | Double | LU152 | LU153 | LU154 | LU155 | LU156 | LU157 |
| | 4 | Single | LU134 | LU135 | LU136 | LU137 | LU138 | LU139 |
| | | Double | LU158 | LU159 | LU160 | LU161 | LU162 | LU163 |
| TYPE 4 | 1 | Single | LU164 | LU165 | LU166 | LU167 | LU168 | LU169 |
| | | Double | LU188 | LU189 | LU190 | LU191 | LU192 | LU193 |
| | 2 | Single | LU170 | LU171 | LU172 | LU173 | LU174 | LU175 |
| | | Double | LU194 | LU195 | LU196 | LU197 | LU198 | LU199 |
| | 3 | Single | LU176 | LU177 | LU178 | LU179 | LU180 | LU181 |
| | | Double | LU200 | LU201 | LU202 | LU203 | LU204 | LU205 |
| | 4 | Single | LU182 | LU183 | LU184 | LU185 | LU186 | LU187 |
| | | Double | LU206 | LU207 | LU208 | LU209 | LU210 | LU211 |
| TYPE 5 | 1 | Single | LU212 | LU213 | LU214 | LU215 | LU216 | LU217 |
| | | Double | LU236 | LU237 | LU238 | LU239 | LU240 | LU241 |
| | 2 | Single | LU218 | LU219 | LU220 | LU221 | LU222 | LU223 |
| | | Double | LU242 | LU243 | LU244 | LU245 | LU246 | LU247 |
| | 3 | Single | LU224 | LU225 | LU226 | LU227 | LU228 | LU229 |
| | | Double | LU248 | LU249 | LU250 | LU251 | LU252 | LU253 |
| | 4 | Single | LU230 | LU231 | LU232 | LU233 | LU234 | LU235 |
| | | Double | LU254 | LU255 | LU256 | LU257 | LU258 | LU259 |

CHAIN SLINGS

- Quality grade 80 alloy steel assembled, feature a design factor of 4:1
- Proof tested and certified to twice the working load limit
- Proof test certificate issued with each sling
- Available with sling hook or grab hook
- Slings comes with identification tag indicating size, description and working load limit



Sling Hook



Grab hook



| Chain Size" | Hook Type | 5' Sling Model No. | 8' Sling Model No. | 10' Sling Model No. |
|--------------|-----------|--------------------|--------------------|---------------------|
| SINGLE CHAIN | | | | |
| 9/32 | Sling | LV732 | LV744 | LV756 |
| 9/32 | Grab | LV696 | LV708 | LV720 |
| 3/8 | Sling | LV734 | LV746 | LV758 |
| 3/8 | Grab | LV698 | LV710 | LV722 |
| 1/2 | Sling | LV735 | LV747 | LV759 |
| 1/2 | Grab | LV699 | LV711 | LV723 |
| 5/8 | Grab | LV700 | LV712 | LV724 |

| Chain Size" | Hook Type | 5' Sling Model No. | 8' Sling Model No. | 10' Sling Model No. |
|--------------|-----------|--------------------|--------------------|---------------------|
| DOUBLE CHAIN | | | | |
| 9/32 | Sling | LV840 | LV852 | LV864 |
| 9/32 | Grab | LV804 | LV816 | LV828 |
| 3/8 | Sling | LV842 | LV854 | LV866 |
| 3/8 | Grab | LV806 | - | LV830 |
| 1/2 | Sling | - | - | LV867 |
| 1/2 | Grab | LV807 | LV819 | LV831 |
| 5/8 | Grab | - | - | LV832 |

Note: Other lengths, hook types and chain types available upon request

CAPACITY LBS.

| Chain Size" | Single 90° | 60° | Double 45° | 30° |
|-------------|------------|-------|------------|-------|
| 9/32 | 3500 | 6100 | 4900 | 3500 |
| 3/8 | 7100 | 12300 | 10000 | 7100 |
| 1/2 | 12000 | 20800 | 17000 | 12000 |
| 5/8 | 18100 | 31300 | 25600 | 18100 |

CHAINS

STRAIGHT LINK CHAINS

GRADE 30

- Design factor 4:1
- 100% welded chain
- Material: Low Carbon Steel
- Grade 30 chain must not be used for overhead lifting
- Sold and priced per drum



LU925 - Self-Coloured



LU928 - Hot-Dip Galvanized



LU935 - Zinc Plated



| Model No. | Chain Length | Trade Size" | Finish | Working Load Limit lbs. (tons) |
|-----------|-----------------|-------------|--------------------|--------------------------------|
| LU919 | 1000' (304.8 m) | 1/8 | Self-Coloured | 400 (0.2) |
| LU920 | 750' (228.6 m) | 3/16 | Self-Coloured | 800 (0.4) |
| LU921 | 350' (106.7 m) | 1/4 | Self-Coloured | 1300 (0.65) |
| LU922 | 250' (76.2 m) | 5/16 | Self-Coloured | 1900 (0.95) |
| LU923 | 175' (53.3 m) | 3/8 | Self-Coloured | 2650 (1.325) |
| LU924 | 100' (30.5 m) | 1/2 | Self-Coloured | 4500 (2.25) |
| LU925 | 100' (30.5 m) | 3/4 | Self-Coloured | 10 600 (5.3) |
| LU926 | 1000' (304.8 m) | 1/8 | Hot-Dip Galvanized | 400 (0.2) |
| LU927 | 750' (228.6 m) | 3/16 | Hot-Dip Galvanized | 800 (0.4) |
| LU928 | 350' (106.7 m) | 1/4 | Hot-Dip Galvanized | 1300 (0.65) |
| LU929 | 250' (76.2 m) | 5/16 | Hot-Dip Galvanized | 1900 (0.95) |
| LU930 | 175' (53.3 m) | 3/8 | Hot-Dip Galvanized | 2650 (1.325) |
| LU931 | 100' (30.5 m) | 1/2 | Hot-Dip Galvanized | 4500 (2.25) |
| LU932 | 150' (45.7 m) | 5/8 | Hot-Dip Galvanized | 6900 (3.45) |
| LU933 | 100' (30.5 m) | 3/4 | Hot-Dip Galvanized | 10 600 (5.3) |
| LU934 | 100' (30.5 m) | 1 | Hot-Dip Galvanized | 17 900 (8.95) |
| LU935 | 1000' (304.8 m) | 1/8 | Zinc Plated | 400 (0.2) |
| LU936 | 750' (228.6 m) | 3/16 | Zinc Plated | 800 (0.4) |
| LU937 | 350' (106.7 m) | 1/4 | Zinc Plated | 1300 (0.65) |
| LU938 | 250' (76.2 m) | 5/16 | Zinc Plated | 1900 (0.95) |
| LU939 | 175' (53.3 m) | 3/8 | Zinc Plated | 2650 (1.325) |
| LU940* | 350' (106.7 m) | 1/8 | Zinc Plated | 400 (0.2) |
| LU941* | 250' (76.2 m) | 3/16 | Zinc Plated | 800 (0.4) |
| LU942* | 140' (42.7 m) | 1/4 | Zinc Plated | 1300 (0.65) |
| LU943* | 90' (27.4 m) | 5/16 | Zinc Plated | 1900 (0.95) |
| LU944* | 63' (19.2 m) | 3/8 | Zinc Plated | 2650 (1.325) |

* Sold and priced per pair

GRADE 70 TRANSPORT CHAIN

- Commonly used as a binder tie down chain, meeting the stringent Department of Transportation requirements
- Permanently embossed with L7 or V7 every 6 links
- 100% Welded chain
- Must not be used for overhead lifting
- Chain Grade: Grade 70
- Material: Heat-Treated Carbon Steel
- Finish: Gold Chromate Plated
- Sold and priced per foot



VANGUARD STEEL LTD.



LV373

| Model No. | Trade Size" | Working Load Limit lbs. (tons) |
|-----------------|-------------|--------------------------------|
| IMPORTED | | |
| LV373 | 1/4 | 3150 (1.57) |
| LV374 | 5/16 | 4700 (2.35) |
| LV375 | 3/8 | 6600 (3.3) |
| LV376 | 1/2 | 11300 (5.65) |
| USA MADE | | |
| LV377 | 1/4 | 3150 (1.57) |
| LV378 | 5/16 | 4700 (2.35) |
| LV379 | 3/8 | 6600 (3.3) |
| LV380 | 1/2 | 11300 (5.65) |

STRAIGHT LINK LIFTING CHAINS

- Design factor 4:1 (in accordance with NACM specifications)
- Produced from the highest quality domestic alloy steel
- Material: Heat-Treated Alloy Steel
- 100% welded chain
- Approved for overhead lifting
- Meets the specifications of NACM, ASTM and O.S.H.A.
- **Sold and priced per foot, minimum 25' chain length is required***

Never exceed WLL, always use Grade 80 or higher chains for overhead lifting

GRADE 80

- Permanently embossed with L8 (grade) and trace code every 6 alternating links
- Black coated finish



LU949

GRADE 100

- Permanently embossed with L10 (grade) and trace code every 6 alternating links
- 25% higher working load limit than comparable Grade 80 alloy chain
- Grey coated finish



LU954



| Model No. | Trade Size" | Working Load Limit lbs. (tons) |
|------------------|-------------|--------------------------------|
| GRADE 80 | | |
| LU945 | 9/32 | 3500 (1.75) |
| LU946 | 5/16 | 4500 (2.25) |
| LU947 | 3/8 | 7100 (3.55) |
| LU948 | 1/2 | 12 000 (6) |
| LU949 | 5/8 | 18 100 (9.05) |
| LU950 | 3/4 | 28 300 (14.15) |
| LU951 | 7/8 | 34 300 (17.15) |
| LU952 | 1 | 47 700 (23.85) |
| GRADE 100 | | |
| LU953 | 9/32 | 4300 (2.15) |
| LU954 | 3/8 | 8800 (4.4) |
| LU955 | 1/2 | 15 000 (7.5) |
| LU956 | 5/8 | 22 600 (11.3) |

SCREW PIN ANCHOR SHACKLES

- Heat treated carbon steel bows, quenched and tempered with Alloy pins
- Meets the performance requirements of U.S. Fed. Spec. RR-C-271D, ASME B30.26, Type 4A, Class 2 Grade B



VANGUARD STEEL LTD.

| Model No. | Size" | Pin Diameter" | Capacity lbs. (tons) |
|-------------------------------|-------|---------------|----------------------|
| YELLOW CHROMATE PLATED | | | |
| LU729 | 3/8 | 7/16 | 4000 (2) |
| LU730 | 7/16 | 1/2 | 5300 (2.65) |
| LU731 | 1/2 | 5/8 | 6600 (3.3) |
| LU732 | 5/8 | 3/4 | 10 000 (5) |
| LU733 | 3/4 | 7/8 | 14 000 (7) |
| LU734 | 7/8 | 1 | 19 000 (9.5) |
| LU735 | 1 | 1-1/8 | 25 000 (12.5) |
| LU736 | 1-1/8 | 1-1/4 | 30 000 (15) |
| LU737 | 1-1/4 | 1-3/8 | 36 000 (18) |
| LU738 | 1-1/2 | 1-5/8 | 60 000 (30) |

| Model No. | Size" | Pin Diameter" | Capacity lbs. (tons) |
|---------------------------|-------|---------------|----------------------|
| HOT DIP GALVANIZED | | | |
| LU739 | 3/16 | 1/4 | 660 (0.33) |
| LU740 | 1/4 | 5/16 | 1000 (0.5) |
| LU741 | 5/16 | 3/8 | 1500 (0.75) |
| LU742 | 3/8 | 7/16 | 2000 (1) |
| LU743 | 7/16 | 1/2 | 3000 (1.5) |
| LU744 | 1/2 | 5/8 | 4000 (2) |
| LU745 | 5/8 | 3/4 | 6500 (3.25) |
| LU746 | 3/4 | 7/8 | 9500 (4.75) |
| LU747 | 7/8 | 1 | 13 000 (6.5) |
| LU748 | 1 | 1-1/8 | 17 000 (8.5) |
| LU749 | 1-1/8 | 1-1/4 | 19 000 (9.5) |
| LU750 | 1-1/4 | 1-3/8 | 24 000 (12) |
| LU751 | 1-3/8 | 1-1/2 | 27 000 (13.5) |
| LU752 | 1-1/2 | 1-5/8 | 34 000 (17) |
| LU753 | 1-3/4 | 2 | 50 000 (25) |
| LU754 | 2 | 2-1/4 | 70 000 (35) |
| LU755 | 2-1/2 | 2-3/4 | 110 000 (55) |



LU729



LU739

CLEVIS HOOKS

GRADE 40

- For use with Grade 40 or lower chains only
- Self-coloured body with "gold-pin"
- Material: Forged Carbon

Not for use with overhead lifting applications

| Model No. | For Chain Diameter Size" | Working Load Limit lbs. (tons) |
|--------------------------|--------------------------|--------------------------------|
| CLEVIS GRAB HOOK | | |
| LV052 | 1/4 | 2600 (1.3) |
| LV053 | 5/16 | 3900 (1.95) |
| LV054 | 3/8 | 5400 (2.7) |
| LV055 | 7/16 | 7200 (3.6) |
| LV056 | 1/2" | 9200 (4.6) |
| CLEVIS SLING HOOK | | |
| LV034 | 1/4 | 1950 (0.975) |
| LV035 | 5/16 | 2875 (1.43) |
| LV036 | 3/8 | 4000 (2) |
| LV037 | 1/2 | 6000 (3) |

GRADE 70

- For use with Grade 70 or lower chains only
- Gold Chromate body with "black-pin"
- Material: Alloy Steel

Not for use with overhead lifting applications

| Model No. | For Chain Diameter Size" | Working Load Limit lbs. (tons) |
|----------------------------------|--------------------------|--------------------------------|
| CLEVIS GRAB HOOK | | |
| LV057 | 1/4 | 3150 (1575 tons) |
| LV059 | 5/16 | 4700 (2.35) |
| LV061 | 3/8 | 6600 (3.3) |
| LV063 | 7/16 | 8800 (4.4) |
| LV064 | 1/2 | 11300 (5.65) |
| CLEVIS GRAB HOOK W/LATCH | | |
| LV058 | 1/4 | 3150 (1575) |
| LV060 | 5/16 | 4700 (2.35) |
| LV062 | 3/8 | 6600 (3.3) |
| LV065 | 1/2 | 11300 (5.65) |
| CLEVIS SLING HOOK | | |
| LV038 | 1/4 | 2750 (1.375) |
| LV040 | 5/16 | 4300 (2.15) |
| LV042 | 3/8 | 5250 (2.625) |
| LV044 | 7/16 | 7000 (3.5) |
| LV046 | 1/2 | 9000 (4.5) |
| CLEVIS SLING HOOK W/LATCH | | |
| LV039 | 1/4 | 2750 (1.375) |
| LV041 | 5/16 | 4300 (2.15) |
| LV043 | 3/8 | 5250 (2.625) |
| LV045 | 7/16 | 7000 (3.5) |
| LV047 | 1/2 | 9000 (4.5) |



GRADE 80 & 100

- Permanently embossed with VDG, size, model number and trace code
- Proof tested to 2.5 times the Working Load Limit (WLL)
- Material: Alloy Steel
- Meets or exceeds ASTM A-952-96 standard
- Meets EN1677 standard (20,000 cycle fatigue test)

GRADE 80

| Model No. | For Chain Diameter Size" | Working Load Limit lbs. (tons) |
|--|--------------------------|--------------------------------|
| CLEVIS GRAB HOOK | | |
| LU841 | 5/16 | 4500 (2.25) |
| LU842 | 3/8 | 7100 (3.55) |
| LU843 | 1/2 | 12000 (6) |
| LU844 | 5/8 | 18100 (9.05) |
| LU845 | 3/4 | 28300 (14.15) |
| LU846 | 7/8 | 34200 (17.1) |
| CLEVIS SLING HOOK W/LATCH | | |
| LU847 | 5/16 | 4500 (2.25) |
| LU848 | 3/8 | 7100 (3.55) |
| LU849 | 1/2 | 12000 (6) |
| LU850 | 5/8 | 18100 (9.05) |
| LU851 | 3/4 | 28300 (14.15) |
| LU852 | 7/8 | 34200 lbs. (17.1) |
| CLEVIS SLING HOOK W/LOCKING LATCH | | |
| LU853 | 5/16 | 4500 (2.25) |
| LU854 | 3/8 | 7100 (3.55) |
| LU855 | 1/2 | 12000 (6) |
| LU856 | 5/8 | 18100 (9.05) |
| LU857 | 3/4 | 28300 (14.15) |

GRADE 100

| Model No. | For Chain Diameter Size" | Working Load Limit lbs. (tons) |
|--|--------------------------|--------------------------------|
| CLEVIS GRAB HOOK | | |
| LU877 | 5/16 | 5700 (2.85) |
| LU878 | 3/8 | 8800 (4.4) |
| LU879 | 1/2 | 15000 (7.5) |
| LU880 | 5/8 | 22600 (11.3) |
| CLEVIS SLING HOOK W/LATCH | | |
| LU881 | 5/16 | 5700 (2.85) |
| LU882 | 3/8 | 8800 (4.4) |
| LU883 | 1/2 | 15000 (7.5) |
| LU884 | 5/8 | 22600 (11.3) |
| CLEVIS SLING HOOK W/LOCKING LATCH | | |
| LU885 | 5/16 | 5700 (2.85) |
| LU886 | 3/8 | 8800 (4.4) |
| LU887 | 1/2 | 15000 (7.5) |
| LU888 | 5/8 | 22600 (11.3) |



SELF LOCKING SWIVEL HOOKS

- Permanently embossed with VDG, size, model number and trace code
- Proof tested to 2.5 times the Working Load Limit (WLL)
- Material: Alloy Steel
- Meets or exceeds ASTM A-952-96 standard
- Meets EN1677 standard (20,000 cycle fatigue test)

| Model No. | For Chain Diameter Size" | Working Load Limit |
|---|--------------------------|-------------------------|
| GRADE 80, EYE & SELF-LOCKING HOOK | | |
| LU862 | 5/16 | 4500 lbs. (2.25 tons) |
| LU863 | 3/8 | 7100 lbs. (3.55 tons) |
| LU864 | 1/2 | 12000 lbs. (6 tons) |
| LU865 | 5/8 | 18100 lbs. (9.05 tons) |
| LU866 | 3/4 | 28300 lbs. (14.15 tons) |
| GRADE 100, EYE & SELF-LOCKING HOOK | | |
| LU893 | 5/16 | 5700 lbs. (2.85 tons) |
| LU894 | 3/8 | 8800 lbs. (4.4 tons) |
| LU895 | 1/2 | 15000 lbs. (7.5 tons) |
| LU896 | 5/8 | 22600 lbs. (11.3 tons) |



COUPLING LINKS

- Permanently embossed with VDG, size, model number and trace code
- Proof tested to 2.5 times the Working Load Limit (WLL)
- Material: Alloy Steel
- Meets or exceeds ASTM A-952-96 standard
- Meets EN1677 standard (20,000 cycle fatigue test)

| Model No. | For Chain Diameter Size" | Capacity lbs. |
|------------------|--------------------------|---------------|
| GRADE 80 | | |
| LU867 | 9/32 | 3500 |
| LU868 | 3/8 | 7100 |
| LU869 | 1/2 | 12000 |
| LU870 | 5/8 | 18100 |
| LU871 | 3/4 | 28300 |
| LU872 | 7/8 | 34200 |
| GRADE 100 | | |
| LU873 | 9/32 | 4300 |
| LU874 | 3/8 | 8800 |
| LU875 | 1/2 | 15000 |
| LU876 | 5/8 | 22600 |



WHEEL CHOCKS

PREVENT ACCIDENTS!

Chocks are designed to provide maximum gripping power on practically any surface, wet or dry. They are resistant to sun, moisture, salt, oil and meet OSHA requirements

RUBBER WHEEL CHOCKS

- Constructed of reinforced rubber
- Resists tearing, abrasions, impacts, corrosion, sun, salt, and oil



| Model No. | Description | Approx. Size W" x L" x H" | Wt. lbs. |
|-----------|-----------------------------|------------------------------|----------|
| KH032 | Steel Ring On Back | 6-1/2 x 9-1/2 x 7-1/2 | 12.5 |
| KH600 | Handle On Side | 8 x 9 x 6 | 10 |
| KH601 | Traditional Eyebolt On Side | 8 x 9 x 6 | 10 |
| KH893 | Handle On Back | 7-1/8 x 9-7/8 x 7-1/2 | 9.5 |
| KI252 | Handle On Back | 8-5/8 x 10-5/8 x 7 | 22 |

URETHANE WHEEL CHOCK

- Safety orange for greater visibility
- Molded-in hole through width of chock for attaching security chain (chain sold separately)
- Overall size: 11" L x 8" W x 8" H


Model No. KH897



ICE CHOCK


- Formed steel
- "Tooth" like bottom assures reliable grip
- Maximum holding power for snow and ice
- Overall dimensions: 10 1/2" L x 8" W x 9 1/4" H
- Powder-coated safety yellow finish for high visibility

Model No. KH964



LAMINATED RUBBER CHOCK

- Designed to fit curvature of tire for a strong grip
- Extra heavy duty laminated rubber and steel construction for use with heavy utility trucks and equipment. Load capacity: Up to 40 000 lbs.



| Model No. | Approx. Size W" x L" x H" | Wt. lbs. |
|-----------|------------------------------|----------|
| KH603 | 8 x 8 x 8 | 14 |

PALLET TRUCK CHOCK

- Reduce freight claims and trailer damage caused by runaway pallet trucks
- Roll the pallet truck's wheels up the incline into the holding area
- The pallet jack stop functions on any surface without slipping
- Material: Rubber
- Colour: Yellow, Black
- Dimensions: 345 mm x 295 mm x 55 mm

Model No. KI297



WHEEL CHOCK ACCESSORIES

18' SECURITY CHAIN W/HOOK

- Weight: 4 lbs.

Model No. KH027



WHEEL CHOCK WALL BRACKETS

- Sturdy yellow metal construction
- Fits wheel chocks up to 10" wide
- Prevents loss of chock

Model No. KH963



IRON WHEEL CHOCKS


Suited for your toughest jobs.

Colour:

KH799 - Blue

KH951 - Safety Yellow


KH017 - Natural



| Model No. | Chock Material | W" | x | Dimensions L" x H" | Wt. lbs. |
|-----------|----------------|-------|---|-----------------------|----------|
| KH951 | Ductile Iron | 8 1/2 | x | 7 1/4 x 8 1/2 | 15 |
| KH799 | Ductile Iron | 8 | x | 12 x 9 | 19 |
| KH017 | Ductile Iron | 10 | x | 10 1/2 x 10 3/4 | 23 |

ALUMINUM WHEEL CHOCKS

High in strength but lightweight. Resists the effects of oil, salt, corrosion and weather. Non-sparking.



| Model No. | Dimensions W" x L" x H" | Wt. lbs. |
|-----------|----------------------------|----------|
| KH023 | 7 x 6 x 6 | 4 |
| KH801 | 9 1/2 x 15 x 6 1/2 | 4 |
| KH022 | 7 x 11 1/2 x 8 | 6 |

WHEEL CHOCK REFERENCE GUIDE

Select a wheel chock based on the gross operating weight and tire diameter of the vehicle.



TIRE DIAMETER RANGE

| | Up to 32" Dia. | Up to 35" Dia. | Up to 38" Dia. | Up to 46" Dia. | Up to 65" Dia. | Up to 95" Dia. | Up to 105" Dia. | Up to 142" Dia. | Up to 165" Dia. |
|-----------------------|----------------|----------------|-------------------------|-------------------------|-----------------|----------------|-----------------|-----------------|-----------------|
| Up to 30 000 lbs. | KH971 KH966 | KH971 | KH968 | KH968 | KH977 MO005 | KH978 | KH978 | — | — |
| Up to 40 000 lbs. | KH970 KH967 | KH970 | KH969 | KH969 | KH977 MO005 | KH978 | KH978 | — | — |
| Up to 50 000 lbs. | KH967 | KH968 | KH969 | KH969 | KH977, MO005 | KH978 | KH978 | — | — |
| Up to 60 000 lbs. | KH968 KH967 | KH968 | KH969 KH972 KH973 | KH969 KH974 KH975 | KH977 MO005 | KH978 | KH978 | — | — |
| Up to 70 000 lbs. | KH969 | KH969 | KH792 KH973 | KH974 KH975 | KH977 MO005 | KH978 | KH978 | — | — |
| Up to 80 000 lbs. | KH792 KH973 | KH792 KH973 | KH792 KH973 | KH974 KH975 | KH977 MO005 | KH978 | KH978 | — | — |
| Up to 150 000 lbs. | — | — | — | KH974 KH975 | KH977 MO005 | KH978 | KH978 | KH980 | KH979 |
| Up to 245 000 lbs. | — | — | — | KH977 | KH977 MO005 | KH978 | KH978 | KH980 | KH979 |
| Up to 366 000 lbs. | — | — | — | — | KH025 | KH978 | KH978 | KH980 | KH979 |
| Up to 550 000 lbs. | — | — | — | — | KH978 | KH978 | KH978 | KH980 | KH979 |
| Up to 855 000 lbs.* | — | — | — | — | KH980 | KH980 | KH980 | KH980 | KH979 |
| Up to 1 600 000 lbs.* | — | — | — | — | KH979 | KH979 | KH979 | KH979 | KH979 |

GROSS VEHICLE OPERATING WEIGHT

NOTE: A minimum of four wheel chocks must be used for gross vehicle operating weights from 855,000 - 1,600,000 lbs.

GENERAL PURPOSE POLYURETHANE WHEEL CHOCKS

- Durable polyurethane construction
- Ideal for use with over-the-road trucks, trailers, pickups and utility vehicles
- Resistant to oils, fuels and solvents
- Easy-grip carrying handle
- Eyebolt for ropes or chains
- Colour: High visibility orange
- Sold per each, designed to be used in pairs



KH968



| Model No. | Mfg. No. | Overall Dimensions L" x W" x H" | Wt. lbs. |
|-----------|------------|------------------------------------|----------|
| KH966 | UC1400-4.5 | 10 x 8 1/2 x 5 | 4.5 |
| KH967 | UC1400-6 | 10 x 8 1/2 x 5 | 6 |
| KH968 | UC1500-4.5 | 11 1/2 x 9 x 8 1/2 | 4.5 |
| KH969 | UC1500-6 | 11 1/2 x 9 x 8 1/2 | 6 |
| KH970 | UC1600 | 11 1/4 x 8 x 8 1/4 | 3.5 |
| KH971 | UC1700 | 8 1/2 x 7 1/2 x 6 1/4 | 2 |

HEAVY-DUTY POLYURETHANE WHEEL CHOCK

- Max Gross Vehicle Operating Weight: 245 000 lbs.
- For Tire Diameter: 46" to 65"
- Durable polyurethane construction
- Safety orange for greater visibility
- Resistant to oils, fuels and solvents
- Ideal for use with ground vehicles and heavy equipment
- Payloads up to 70 tons when using 2 x wheel chocks
- Sold per each, designed to be used in pairs



| Model No. | Mfg. No. | Dimensions W" x D" x H" | Wt. lbs. |
|-----------|----------|----------------------------|----------|
| MO005 | UC1210 | 14 x 17 x 14 | 25 |

HEAVY-DUTY POLYURETHANE WHEEL CHOCKS

- Durable polyurethane construction
- Ideal for use with ground vehicles and heavy equipment
- Resistant to oils, fuels and solvents
- Easy-grip carrying handle
- Mounting hole for ropes, chains or brackets
- Includes replaceable rubber pads
- Optional studs available for increased traction on snow and ice
- Colour: Safety yellow



KH977

ALL-TERRAIN HEAVY-DUTY POLYURETHANE WHEEL CHOCKS

- Durable polyurethane construction
- Ideal for use with underground mining equipment, fire fighting and large utility vehicles
- Resistant to oils, fuels and solvents
- Easy-grip carrying handle
- Includes replaceable aluminum traction cleats or rubber pads
- Colour: Safety yellow



KH792

| Model No. | Mfg. No. | Overall Dimensions L" x W" x H" | Base Configuration | Wt. lbs. |
|-----------|-----------|------------------------------------|--------------------|----------|
| KH792 | AT3512-AC | 15 1/2 x 8 1/2 x 8 1/4 | Aluminum Ice Cleat | 6.9 |
| KH973 | AT3512-RP | 15 1/2 x 8 1/2 x 8 1/4 | Rubber Pad | 6.7 |
| KH974 | AT3514-AC | 21 x 11 1/4 x 12 1/4 | Aluminum Ice Cleat | 15.7 |
| KH975 | AT3514-RP | 21 x 11 1/4 x 12 1/4 | Rubber Pad | 16.7 |

| Model No. | Mfg. No. | Overall Dimensions L" x W" x H" | Wt. lbs. |
|-----------|----------|------------------------------------|----------|
| KH977 | MC3009 | 15 x 15 1/10 x 11 | 14.5 |
| KH978 | MC3010 | 17 7/10 x 15 1/2 x 10 | 19 |
| KH979 | MC3011 | 24 3/5 x 14 1/2 x 16 | 32 |
| KH980 | MC3012 | 21 9/10 x 14 9/10 x 10 3/5 | 23.75 |

WHEEL CHOCKS & CABLE PROTECTION

HEAVY-DUTY WHEEL CHOCKS

- Ideal for use with ground vehicles and heavy equipment
- Material: Urethane
- Max. Tire Diameter: 105"

KLETON


| Model No. | Colour | Dimensions | | |
|-----------|--------|------------|-----------|------|
| | | W" | x D" | x H" |
| KI296 | Yellow | 15-1/2 | x 17-7/10 | x 10 |



LINEBACKER® CABLE PROTECTORS

- Most robust cable protection option
- High load bearing capacity for heavy equipment applications
- Ideal for: Manufacturing, Oil and gas, mining, military, construction and heavy-duty applications
- Protects cables and hoses
- All-weather polyurethane construction
- Easy to transport, setup, disassemble, and store
- Thick lid and base allow for high volume of traffic
- Modular interlocking design


| Model No. | Mfg. No. | No. of Channels | Dimensions W" x L" x H" | Channel W" x H" | Max. Load Capacity lbs./tons Tire Axle |
|-----------|----------------|-----------------|-------------------------|-----------------|--|
| KH702 | CP1X125-GP-O | 1 | 11.5 x 36 x 1.625 | 1.25 x 1.25 | 11 700/5.85 23 400/11.7 |
| KH699 | CP2X325-Y/O | 2 | 22 x 36 x 4.13 | 3.25 x 3.25 | 10 880/5.44 21 760/10.88 |
| KH695 | CP3X225-Y/O | 3 | 20 x 36 x 3.05 | 2.25 x 2.25 | 14 210/7.105 28 400/14.21 |
| KH691 | CP4X125-Y/O | 4 | 20 x 36 x 2.31 | 1.85 x 1.35 | 20 150/10.075 40 300/20.15 |
| KI046 | CP4X300-Y/O | 4 | 23.9 x 36 x 3.9 | 3 x 3 | 10 100/5.05 20 200/10.1 |
| KH700 | CP5X125-GP-O/Y | 5 | 17.25 x 36 x 1.9375 | 1.3 x 1.3 | 10 500/5.25 21 000/10.5 |
| KH687 | CP5X125-Y/O | 5 | 20 x 36 x 2.31 | 1.35 x 1.35 | 20 150/10.075 40 300/20.15 |



GUARD DOG® LOW PROFILE CABLE PROTECTORS

- Protects cables and hoses
- Modular interlocking design
- Thick lid and base allow for high volume of traffic
- Easy to transport, setup, disassemble, and store
- Most versatile cable protection option
- Solid construction for pedestrian traffic, and over the road vehicles
- Ideal for: Utility, industrial, entertainment

| Model No. | Mfg. No. | No. of Channels | ADA/DDA Access | Dimensions W" x L" x H" | Channel W" x H" | Max. Load Capacity lbs./tons Tire Axle |
|-----------|---------------|-----------------|----------------|-------------------------|-----------------|--|
| KI120 | GD1X75-ST-O/B | 1 | No | 10.81 x 36 x 1.25 | 2.25 x 0.75 | 13 000/6.5 26 000/13 |
| KI117 | GD1X75-O/B | 1 | Yes | 27.25 x 36 x 1.25 | 2.25 x 0.75 | 23 000/11.5 46 000/23 |
| KI125 | GD2X75-ST-O/B | 2 | No | 11.94 x 36 x 1.25 | 1.5 x 0.75 | 13 000/6.5 26 000/13 |
| KI122 | GD2X75-O/B | 2 | Yes | 28.38 x 36 x 1.25 | 1.5 x 0.75 | 23 000/11.5 46 000/23 |
| KI136 | GD3X75-ST-O/B | 3 | No | 13.8 x 36 x 1.25 | 1.25 x 0.75 | 17 000/8.5 34 000/17 |
| KI133 | GD3X75-O/B | 3 | Yes | 30.3 x 36 x 1.25 | 1.25 x 0.75 | 27 000/13.5 54 000/27 |
| KI131 | GD3X225-O/B | 3 | No | 20 x 36 x 3 | 2.25 x 2.25 | 14 210/7.1 28 420/14.21 |
| KI151 | GD5X75-ST-O/B | 5 | No | 16.9 x 36 x 1.25 | 1.28 x 0.75 | 24 000/12 48 000/24 |
| KI148 | GD5X75-O/B | 5 | Yes | 33.3 x 36 x 1.25 | 1.28 x 0.75 | 34 000/17 68 000/34 |
| KI146 | GD5X125-O/B | 5 | No | 19.75 x 36 x 1.875 | 1.339 x 1.325 | 10 500/5.25 21 000/10.5 |




ULTRA-SIDEWINDER® CABLE PROTECTION SYSTEM

- Innovative new solution for protecting cables that run across a floor
- Design articulates left and right - allowing the system to turn corners and adapt to the layout of the room
- Simple "snap in" assembly - no tools or cutting required
- Fully customizable lengths available in 3 or 1 foot sections
- Black and yellow colour provides additional safety visual warning




| Model No. | Description | Capacity lbs. | Dimensions L" x W" x H" | Channel Width" Height" | Minimum Radius" | End Caps |
|-----------|-------------|---------------|-------------------------|------------------------|-----------------|--------------|
| MN716 | Small | 32 000 | 39 1/2 x 3 x 3/4 | 3/4 3/8 | 10.5 | Included |
| MN717 | Small | 32 000 | 13 1/8 x 3 x 3/4 | 3/4 3/8 | 10.5 | Not Included |
| MN718 | Medium | 13 500 | 33 x 9 3/4 x 1 3/8 | 3 3/4 | 24 | Included |
| MN719 | Medium | 13 500 | 14 1/8 x 9 3/4 x 1 3/8 | 3 3/4 | 24 | Not Included |
| MN720 | Large | 13 500 | 34 x 13 5/8 x 2 1/8 | 3 1 1/2 | 33 | Included |
| MN721 | Large | 13 500 | 14 1/8 x 13 5/8 x 2 1/8 | 3 1 1/2 | 33 | Not Included |



INDUSTRIAL SAFETY GUARD RAILS

- Modular design allows you to customize your guard rail system to meet your specific needs
- Durable powder coated safety yellow finish for better visibility
- Overall Width: 3"
- Overall Height: 12"
- Colour: Safety Yellow
- Material: Steel



KI237

| Model No. | Overall Length | Nominal Length |
|-----------|----------------|----------------|
| KI237 | 19" | 24" |
| KI238 | 31" | 36" |
| KI239 | 43" | 48" |
| KI240 | 55" | 60" |
| KI241 | 67" | 72" |
| KI242 | 79" | 84" |
| KI243 | 91" | 96" |
| KI244 | 103" | 108" |
| KI245 | 115" | 120" |

GUARD RAIL POSTS

- Modular design allows you to customize your guard rail system to meet your specific needs
- Durable powder coated safety yellow finish for better visibility
- Mounting hardware and plastic cap included, floor anchors and guard rails sold separately
- Overall Length: 5" • Overall Width: 5"
- Colour: Safety Yellow
- Material: Steel



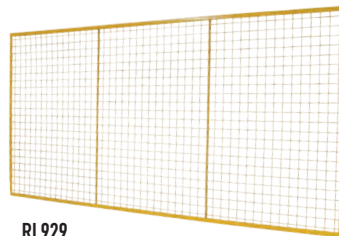
KI246

| Model No. | Description | Overall Height |
|-----------|-------------|----------------|
| KI246 | Single | 17" |
| KI247 | Double | 44" |

PALLET RACK BACK GUARDS

Back guards help prevent accidents by keeping pallets and their contents from falling off the back of the rack. These guards increase safety where pedestrian pathways are behind the rack.

- Constructed using a 10-gauge frame, and 2" x 2", 10-gauge wire mesh with stiffeners
- Available in a variety of sizes to fit most pallet rack configurations
- Guard brackets are designed to fit almost any style of rack
- Durable safety yellow finish
- Hardware not included



RL929



| Model No. | Description | Weight lbs. |
|-----------|------------------------------------|-------------|
| RL929 | Back Guard 4' x 8' w/6" Brackets | 39 |
| RL930 | Back Guard 4' x 8' w/9" Brackets | 40 |
| RL931 | Back Guard 4' x 8' w/12" Brackets | 41 |
| RL932 | Back Guard 4' x 9' w/6" Brackets | 49 |
| RL933 | Back Guard 4' x 9' w/9" Brackets | 50 |
| RL934 | Back Guard 4' x 9' w/12" Brackets | 51 |
| RL935 | Back Guard 4' x 10' w/6" Brackets | 57 |
| RL936 | Back Guard 4' x 10' w/9" Brackets | 58 |
| RL937 | Back Guard 4' x 10' w/12" Brackets | 59 |
| RL938 | Back Guard 4' x 11' w/6" Brackets | 63 |
| RL939 | Back Guard 4' x 11' w/9" Brackets | 64 |
| RL940 | Back Guard 4' x 11' w/12" Brackets | 65 |
| RL941 | Back Guard 4' x 12' w/6" Brackets | 70 |
| RL942 | Back Guard 4' x 12' w/9" Brackets | 71 |
| RL943 | Back Guard 4' x 12' w/12" Brackets | 72 |

RACKING AISLE PROTECTORS

- Prevent collision damage to shelving/racking from fork lifts, pallet trucks or other in-plant vehicle accidents
- Corner wraps are 12" high with an angle of 5" H x 3" W x 1/4" D with holes for anchoring to the floor
- Protectors can be customized to any other lengths and/or depths required
- Floor anchors not included • Overall Width: 3"
- Overall Height: 12" • Colour: Safety Yellow
- Material: Steel • All welded construction



| Model No. | Description | Overall Length" | Fits Racking Uprights |
|-----------|---------------------|-----------------|-----------------------|
| RN059 | Single Wrap - Left | 50 | 42" W |
| RN060 | Single Wrap - Right | 50 | 42" W |
| RN061 | Single Wrap - Left | 56 | 48" W |
| RN062 | Single Wrap - Right | 56 | 48" W |
| RN063 | Double Wrap | 47 | 42" W |
| RN064 | Double Wrap | 53 | 48" W |

RN063



BOLLARDS

- Bollards can be used to protect work areas, racking and personnel both indoors and outdoors
- Black plastic caps are removable
- Includes pre-drilled mounting holes
- Powder coat paint finish
- Material: Steel



| Model No. | L" | Dimensions | | | | Weight lbs. |
|-----------|-------|------------|-------|---|----|-------------|
| | | x | W" | x | H" | |
| KI293 | 4-1/2 | x | 4-1/2 | x | 36 | 22 |
| KI294 | 4-1/2 | x | 4-1/2 | x | 42 | 26 |
| KI295 | 4-1/2 | x | 4-1/2 | x | 48 | 29 |

KI293

KI294



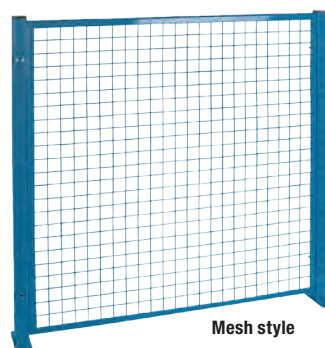
SAFETY GUARDS

PERIMETER GUARDS


- Create your own barrier guards with two styles to choose from: 2" x 2" welded wire mesh or 2" square tube
- Both feature a unique 49 1/2" overall height, and are easily installed
- Posts are constructed of 2" square tube with 5/16" base plate with holes for anchoring to floor
- Hardware to attach add-on sections is included
- Safety yellow or Kleton blue finish



KLETON



Mesh style



Tubular style
perimeter guards

MESH STYLE KITS

| Description | Dimensions W" x H" | Wt. lbs. | Blue Model No. | Yellow Model No. |
|-----------------|-----------------------|-------------|-------------------|---------------------|
| Starter Section | 48 x 48 | 46 | KH945 | RL848 |
| Add-On Section | 48 x 48 | 34 | KH946 | RL849 |
| Starter Section | 96 x 48 | 65 | KH947 | RL850 |
| Add-On Section | 96 x 48 | 53 | KH948 | RL851 |

Note: Includes assembly fasteners, floor anchors and post caps

MESH STYLE INDIVIDUAL COMPONENTS

| Description | Dimensions W x H | Wt. lbs. | Blue Model No. | Yellow Model No. |
|----------------|---------------------|-------------|-------------------|---------------------|
| Mesh Panel | 4' x 4' | 20 | KD036 | KD130 |
| Mesh Panel | 8' x 4' | 39 | KD037 | KD131 |
| Post Universal | 49 1/2" H | 13 | KH861 | KD129 |
| Post Universal | 99" H | 22 | KD053 | KH860 |

HARDWARE REQUIRED


| Model No. | Description |
|-----------|---|
| KD001 | Floor Anchors (Two per Post) |
| MMH262 | 5/16" x 3" Carriage Bolt (Four per Frame) |
| GM332 | 5/16" Hex Nut (One Nut for Each MMH262) |
| KD116 | Post Caps (One per Post) |

BOLLARDS

- Protect your warehouse equipment, as well as high traffic areas with these heavy-duty steel bollards
- 4" x 4" square tube welded to an 8" x 8" x 1/2" steel base, complete with four 3/4" diameter holes for anchoring to floor
- Safety yellow powder coated finish



KLETON



| Model No. | Height" | Wt. lbs. |
|-----------|---------|----------|
| KD125 | 24 | 30 |
| KH857 | 36 | 40 |
| KD126 | 48 | 50 |

UPRIGHT PROTECTOR

- Protects industrial racking from damaging impacts that cause unsafe conditions
- Made from 1/4" thick steel
- 4 pre-drilled holes made for 1/2" anchors (not included)
- Safety yellow powder coated finish



KLETON

| Model No. | W" | x | O.A. Dimensions D" x H" | Wt. lbs. |
|-----------|----|---|----------------------------|----------|
| KH858 | 7 | x | 7 x 12 | 12 |
| RB925 | 7 | x | 7 x 18 1/4 | 15 |



TUBULAR STYLE

| Model No. | Description | Dimensions W" x H" | Wt. lbs. |
|-----------|------------------|-----------------------|----------|
| KD132 | Starter Section | 48 x 49 1/2 | 45 |
| KD133 | Add-On Section * | 46 x 49 1/2 | 32 |
| KD134 | Starter Section | 96 x 49 1/2 | 66 |
| KD135 | Add-On Section * | 94 x 49 1/2 | 53 |

*Hardware to attach add-on section is included

HARDWARE REQUIRED


| Model No. | Description |
|-----------|----------------------------|
| KD001 | Floor Anchors (2 per post) |
| KD116 | Post Caps (1 per post) |

SAFETY GUARDS

- Protect your equipment and personnel from accidental damage and injury with these low profile safety guards
- 4"x 4" square tube welded to an 8" x 8" x 1/2" base, complete with four 3/4" diameter holes for anchoring to floor
- Colour: Safety yellow powder coat finish



KLETON



| Model No. | Dimensions W" x H" | Wt. lbs. |
|-----------|-----------------------|----------|
| KD127 | 24 x 18 | 65 |
| KH855 | 36 x 18 | 75 |
| KD128 | 48 x 18 | 85 |
| KD136 | 24 x 42 | 95 |
| KD856 | 36 x 42 | 110 |
| KD139 | 48 x 42 | 115 |

FLOOR ANGLE GUARD RAILS

- Floor angle guide rail helps keep traffic away from racking and shelving, walls, storage areas, offices, and other work areas
- The sturdy 5" H x 3" W x 1/4" D angle iron comes with holes to anchor to the floor
- Protectors can be customized to any other lengths and/or depths required
- Floor anchors not included
- Overall Width: 3"
- Overall Height: 5"
- Colour: Safety Yellow
- Material: Steel
- All welded construction



KLETON

| Model No. | Overall Length" | Wt. lbs. |
|-----------|-----------------|----------|
| RN065 | 48 | 26 |
| RN066 | 60 | 33 |
| RN067 | 120 | 66 |

PROTECTORS & SECURITY GATES

SOFT EDGE FLEXIBLE WARNING & PROTECTION SYSTEMS

- Tough, flexible polyurethane foam extrusions reduce the risk of personnel injury at high risk corners
- When applied to machinery, furnishings and walls, Soft Edge prevents impact damages by absorbing even the hardest of impacts
- Highly visible black and yellow markings offer permanent warning in dangerous areas
- Simple "peel-away" adhesive installation on grease-free surfaces
- Excellent temperature range from -40°C to 100°C



| Style | Model No. 1 Metre | Model No. 5 Metres |
|-------|----------------------|-----------------------|
| A | KH866 | KH865 |
| B | KH868* | KH867* |
| C | KH870 | KH869 |
| D | KH872 | KH871 |
| E | KH952 | KH953 |
| F | KH954 | KH955 |
| G | KH956* | KH957* |
| H | KH958 | KH959 |

*Held by pressure fit, not peel-away adhesive

COLUMN PROTECTORS

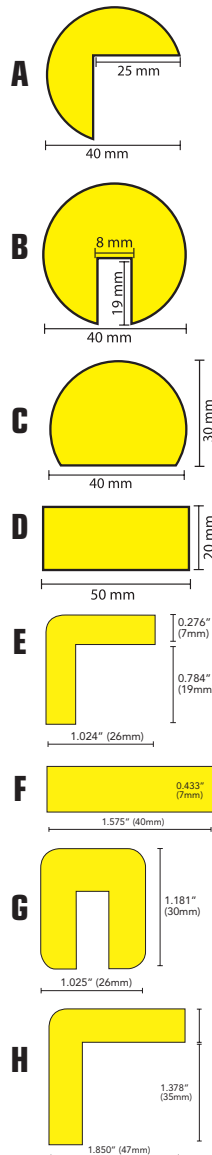
- Protect your building's columns from damaging bumps by moving vehicles
- 100% rust proof material, linear low density polyethylene (LLDPE)
- Octagon configuration for more rebounding ability
- Flexible deflection design
- Easy to assemble, nylon fasteners (included) for breakaway ability make these extremely versatile
- Protect columns under virtually any condition and temperature down to 0°F
- Dimensions: 23-1/2" L x 23-1/2" W x 39-1/2" H
- Weight: 42 lbs.



| Model No. | Inside Opening" | Opening Shape |
|-----------|-----------------|---------------|
| RN049 | 9-1/4 | Round |
| RN051 | 8-1/4 x 10-1/4 | Rectangular |
| RN047 | 6-1/4 x 6-1/4 | Square |
| RN048 | 8-1/4 x 8-1/4 | Square |
| RN050 | 10-1/4 x 10-1/4 | Square |
| RN052 | 12-1/4 x 12-1/4 | Square |



Knuffi



POLYETHYLENE BOLLARD COVERS

- Enhance and protect the appearance of your steel bollards
- Reduce maintenance; avoid scraping and painting each spring
- Constructed of 1/8" UV stable polyethylene for durability
- Easy installation with patented GripperTabs™ included
- Colour: Safety yellow with reflective red tape or high visibility red with white reflective tape, for great visibility day or night
- 5-year warranty against fading and cracking



| Yellow Model No. | Red Model No. | Fits Bollard Diameter" | Fits Bollard Length" | Wt. lbs. |
|------------------|---------------|------------------------|----------------------|----------|
| KH806 | KH836 | 4-1/2 | 52 | 7 |
| KH808 | KH838 | 4-1/2 | 64 | 9 |
| KH809 | KH839 | 6-5/8 | 52 | 8 |
| KH810 | KH840 | 6-5/8 | 60 | 9 |
| KH811 | KH841 | 6-5/8 | 72 | 10 |

GALVANIZED SINGLE FOLDING SECURITY GATES

- Secure outside access during the day and add security at night with heavy-duty, 14-gauge steel folding gates
- Constructed of galvanized steel U-channels riveted using aircraft quality rivets for durability
- Double folding gates centre drop pin rests in your pre-drilled holes to secure gate when extended
- Locks can be located on right or left side of single gates
- Durable 3" rubber casters that fully retract when not in use
- Installation hardware included



| Lock Location | | Usable Width' | Collapsed Height' | Expanded Height' | Wt. lbs. |
|----------------|-----------------|---------------|-------------------|------------------|----------|
| Left Model No. | Right Model No. | | | | |
| KA035 | KA036 | 3 to 4 | 6.5 | 6 | 69 |
| KA037 | KA038 | 3 to 4 | 7 | 6.5 | 73 |
| KA039 | KA040 | 3 to 4 | 7.5 | 7 | 77 |
| KA041 | KA042 | 3 to 4 | 8 | 7.5 | 80 |
| KA043 | KA044 | 3 to 4 | 8.5 | 8 | 84 |
| KA065 | KA066 | 6 to 7 | 6.5 | 6 | 82 |
| KA067 | KA068 | 6 to 7 | 7 | 6.5 | 85 |
| KA069 | KA070 | 6 to 7 | 7.5 | 7 | 87 |
| KA071 | KA072 | 6 to 7 | 8 | 7.5 | 90 |
| KA073 | KA074 | 6 to 7 | 8.5 | 8 | 92 |
| KA085 | KA086 | 8 to 9 | 7 | 6.5 | 102 |
| KA087 | KA088 | 8 to 9 | 7.5 | 7 | 104 |
| KA089 | KA090 | 8 to 9 | 8 | 7.5 | 106 |

Note: Double folding gates available

DOCK EQUIPMENT

TRAILER STABILIZING JACKS

- Keeps tractorless trailers leveled while being loaded or unloaded
- Prevents accidents if wheel support collapses
- Stabilizes vehicle against load shifts
- Lowered height: 39 1/2"
- Raised height: 51"
- Removeable 37 1/2" positioning and ratcheting handle
- 8" diameter support pad
- 8" wheels
- 100 000-lb. supporting capacity each and 40 000-lb. lifting capacity
- **Recommended use in pairs**
- **1-year warranty**

Model No. KH777



SAF-T-LOK BARS

- Designed for economy and ease of operation
- Constructed with high strength industrial round tubing
- Easy to close and lock with its heavy-duty steel rack, handle and cast aluminum housing
- Replaceable molded pivoting rubber feet, 2" x 4" that grip firmly to trailer walls
- Easy to open trigger release
- Adjusts from 90" to 105"
- Optional cargo hoop set, two hoops, which bolts quickly and easily to provide greater area of holding surfaces (installation hardware included)
- Available in either steel or aluminum versions
- Extra long steel version is available upon request



Hoops come complete with installation hardware

One piece cargo bar adjusts from 89" to 105" long



| Model No. | Description | Wt. lbs. |
|-----------|-------------------------|----------|
| KH574 | Aluminum Saf-T-Lock Bar | 17 |
| KH575 | Cargo Hoop Set | 15 |

LOAD BINDERS

- Forged and heat treated
- With two strong, full rotation swivels
- Profiled mid-section to give extra stability
- Working load limit rating embossed on handle



| Model No. | Chain Size" | WLL lbs. | Wt. lbs. | Type |
|-----------|-------------|----------|----------|------------|
| LT465 | 1/4 - 5/16 | 2600 | 3.5 | Lever |
| LT466 | 5/16 - 3/8 | 5400 | 8.1 | Lever |
| LT467 | 3/8 - 1/2 | 9200 | 12.4 | Lever |
| LT462 | 1/4 - 5/16 | 2600 | 3.7 | Ratchet |
| LT463 | 5/16 - 3/8 | 5400 | 10 | Ratchet |
| LT464 | 3/8 - 1/2 | 9200 | 12.9 | Ratchet |
| LT468 | 5/16 - 3/8 | 5400 | 8.9 | Recoilless |

AUTO STAND TRAILER STABILIZING JACKS

- Heavy gauge steel construction
- Large base pad (17" x 18 1/2")
- Gas activated, self levelling system
- 10" diameter semi-pneumatic rubber tires for easy handling
- 41"- 50 1/2" height range
- Large trailer contact pad
- Capacity: 100 000 lbs.
- Only one required per trailer
- **1-year warranty**

Model No. KH791



AUTO STAND PLUS

- Heavy gauge steel construction
- Gas activated, self-levelling system
- Ergonomic lever action to safely pin, removing the need to bend over
- 16" diameter semi-pneumatic wheels allow for easy outdoor manoeuvring
- Large base pad: 17" x 18 1/2"
- Large trailer contact pad
- Capacity: 100 000 lbs.
- Only one required per trailer
- **1-year warranty**

Model No. ML786



PALLET PULLERS

- Efficient way to unload pallets from trucks
- Hardened teeth give positive grip in any pallet
- One-person operation
- Pulls pallets straight or sideways to get out of tight spots
- Capacity: 5000 lbs.



| Model No. | Description | Wt. lbs. |
|-----------|--------------------|----------|
| KH863 | Pallet Puller | 16 |
| LU982 | 20' Hook and Chain | - |

GRADE 70 TRANSPORT CHAIN TIE-DOWNS

- Manufactured in accordance with the Department of Transportation regulations
- Each assembly has a rating tag attached to meet NSC Standard 10 requirements
- Includes grade 70, alloy steel clevis grab hooks on each end
- Designed for use in cargo securement, towing and logging
- Grade 70 chains must not be used for overhead lifting
- High quality stamped grade 70 chain links
- Yellow chromate finish
- Design factor 4:1



VANGUARD STEEL LTD.

| Model No. | Chain Length" | Trade Size | Working Load Limit |
|-----------|---------------|------------|-----------------------|
| LU982 | 20' (6.1 m) | 5/16" | 4700 lbs. (2.35 tons) |
| LU983 | 25' (7.6 m) | 5/16" | 4700 lbs. (2.35 tons) |
| LU984 | 20' (6.1 m) | 3/8" | 6600 lbs. (3.3 tons) |
| LU985 | 25' (7.6 m) | 3/8" | 6600 lbs. (3.3 tons) |

DOCK EQUIPMENT

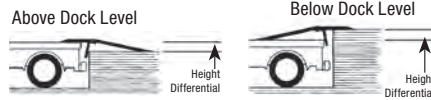
ALUMINUM DOCKPLATES

Skid resistant safety tread deck. Bevelled edges allow smooth access from either end. Bend at upper end permits both ends of plate to lie flat. Steel legs fit between dock and truck; prevent movement when in use. High tensile aluminum alloy construction; no welds to break.



HOW TO ORDER:

1. **Select dockplate width:** add 12" to width of equipment to be used on dockplate.
2. **Determine height differential:** (the vertical distance from dock floor to truck floor) The height differential decides the necessary plate length.
3. **Select the necessary capacity.**



COMBINATION BOARDS

For a height differential exceeding 11", use a ramp in combination with dockplate. Each plate can be converted to an equivalent-size ramp. Call us with your requirements.




| W" x L" x H" | Size L" x H" | Height Diff." | Light Duty - 1/4" ga. Model No. | Cap. lbs. | Wt. lbs. | Regular Duty - 3/8" ga. Model No. | Cap. lbs. | Wt. lbs. | Heavy Duty - 1/2" ga. Model No. | Cap. lbs. | Wt. lbs. | Extra Heavy Duty - 5/8" ga. Model No. | Cap. lbs. | Wt. lbs. |
|--------------|--------------|---------------|---------------------------------|-----------|----------|-----------------------------------|-----------|----------|---------------------------------|-----------|----------|---------------------------------------|-----------|----------|
| 36 x 48 x 9 | 48 x 9 | 7 | KH206 | 700 | 53 | KH148 | 1700 | 71 | KH193 | 3000 | 97 | - | - | - |
| 42 x 48 x 9 | 48 x 9 | 7 | KH207 | 800 | 60 | KH153 | 2000 | 82 | KH194 | 3500 | 110 | - | - | - |
| 48 x 24 x 5 | 24 x 5 | 3 | KH208 | 1800 | 36 | KH154 | 4500 | 48 | - | - | - | - | - | - |
| 48 x 30 x 6 | 30 x 6 | 4 | KH209 | 1450 | 44 | KH155 | 3600 | 60 | - | - | - | - | - | - |
| 48 x 36 x 7 | 36 x 7 | 5 | KH210 | 1250 | 52 | KH156 | 3000 | 70 | KH195 | 5400 | 94 | - | - | - |
| 48 x 42 x 8 | 42 x 8 | 6 | KH211 | 1050 | 60 | KH157 | 2600 | 82 | KH196 | 4600 | 110 | - | - | - |
| 48 x 48 x 9 | 48 x 9 | 7 | KH212 | 900 | 67 | KH158 | 2200 | 92 | KH197 | 4000 | 124 | - | - | - |
| 48 x 54 x 10 | 54 x 10 | 8 | KH213 | 760 | 76 | - | - | - | - | - | - | - | - | - |
| 48 x 60 x 11 | 60 x 11 | 9 | KH214 | 600 | 83 | KH159 | 1500 | 114 | KH198 | 2700 | 155 | - | - | - |
| 48 x 72 x 13 | 72 x 13 | 11 | KH215 | 400 | 100 | KH160 | 1100 | 136 | KH199 | 2000 | 184 | - | - | - |
| 60 x 24 x 5 | 24 x 5 | 3 | KH216 | 2200 | 43 | KH170 | 5600 | 59 | KH200 | 10000 | 79 | KH328 | 15600 | 98 |
| 60 x 30 x 6 | 30 x 6 | 4 | KH217 | 1800 | 54 | - | - | - | - | - | - | - | - | - |
| 60 x 36 x 7 | 36 x 7 | 5 | KH218 | 1500 | 63 | KH171 | 3700 | 86 | KH201 | 6700 | 114 | KH329 | 10500 | 141 |
| 60 x 42 x 8 | 42 x 8 | 6 | KH219 | 1300 | 73 | - | - | - | - | - | - | - | - | - |
| 60 x 48 x 9 | 48 x 9 | 7 | KH220 | 1100 | 83 | KH172 | 2800 | 113 | KH202 | 5000 | 151 | KH330 | 7800 | 186 |
| 60 x 60 x 11 | 60 x 11 | 9 | KH221 | 880 | 102 | KH173 | 2200 | 140 | - | - | - | - | - | - |
| 72 x 24 x 5 | 24 x 5 | 3 | KH222 | 2600 | 51 | KH174 | 6700 | 76 | KH203 | 12000 | 94 | KH331 | 18700 | 115 |
| 72 x 30 x 6 | 30 x 6 | 4 | KH223 | 1950 | 63 | - | - | - | - | - | - | - | - | - |
| 72 x 36 x 7 | 36 x 7 | 5 | KH224 | 1650 | 74 | KH175 | 4500 | 105 | KH204 | 8000 | 135 | KH332 | 12600 | 166 |
| 72 x 48 x 9 | 48 x 9 | 7 | KH225 | 1300 | 97 | KH176 | 3300 | 135 | KH205 | 6000 | 178 | KH333 | 9400 | 220 |
| 72 x 60 x 11 | 60 x 11 | 9 | KH226 | 900 | 121 | - | - | - | - | - | - | - | - | - |

All Prices F.O.B. Weston, Ontario and items are non-returnable.

ALUMINUM DOCKBOARDS

Ideal for truck applications. Curb design adds strength and prevents equipment run-off. Skid resistant safety tread deck. Bevelled edges allow smooth access from either end. Bend at upper end permits both ends of plate to lie flat. Steel legs fit between dock and truck, prevent movement when in use. High tensile aluminum alloy construction.



OPTIONS: FORKLIFT HANDLES

Makes movement of heavy boards and plates easy and safe. Recommended for boards and plates over 140 lbs. Sold in pairs.


Model No. KH191

HOW TO ORDER:

1. Determine required capacity: 90% of gross weight for forklift trucks; 67% of gross weight for powered pallet trucks. Example: Wt. of Forklift + Wt. of Heaviest Load = Gross Weight x .90 = Required Capacity (5 500 lbs. + 10 000 lbs. = 15 500 x .90 = 13 500 lbs.)
2. Select dockboard width: add 12" to width of equipment to be used on dockboard.
3. Determine height differential (the vertical distance from dock floor to truck floor).

FABRICATED ALUMINUM HOSE & CABLE CROSSOVERS

- Protects hoses and cables from carts and other forms of traffic
- Constructed of light weight durable aluminum tread plate
- All welded
- Capacity: 2000 lbs. (1 tons)
- No. of Channels: 1
- 48.03" L x 24" W x 4.5" H



| Model No. | Channel Width" | Channel Height" | Weight lbs. |
|-----------|----------------|-----------------|-------------|
| XI022 | 16.03 | 4.09 | 90 |

| Model No. | Cap. lbs. | Width Inside Curbs" | Overall Length" | Height Diff." | Wt. lbs. |
|-----------|-----------|---------------------|-----------------|---------------|----------|
| KH149 | 4000 | 51 | 54 | 60 | 9 164 |
| KH150 | 4000 | 51 | 54 | 72 | 11 210 |
| KH151 | 4000 | 57 | 60 | 60 | 9 177 |
| KH152 | 4000 | 57 | 60 | 72 | 11 225 |
| KH161 | 6000 | 51 | 54 | 48 | 7 143 |
| KH162 | 6000 | 50 | 54 | 60 | 9 177 |
| KH163 | 6000 | 50 | 54 | 72 | 11 225 |
| KH164 | 6000 | 57 | 60 | 48 | 7 153 |
| KH165 | 6000 | 56 | 60 | 72 | 11 240 |
| KH166 | 6000 | 63 | 66 | 36 | 5 123 |
| KH167 | 6000 | 63 | 66 | 48 | 7 163 |
| KH168 | 6000 | 62 | 66 | 60 | 9 203 |
| KH169 | 6000 | 69 | 72 | 48 | 7 174 |
| KH177 | 8000 | 51 | 54 | 36 | 5 106 |
| KH178 | 8000 | 50 | 54 | 48 | 7 149 |
| KH179 | 8000 | 50 | 54 | 60 | 9 188 |
| KH180 | 8000 | 50 | 54 | 72 | 11 236 |
| KH181 | 8000 | 57 | 60 | 36 | 5 115 |
| KH182 | 8000 | 56 | 60 | 48 | 7 160 |
| KH183 | 8000 | 56 | 60 | 60 | 9 201 |
| KH184 | 8000 | 56 | 60 | 72 | 11 251 |
| KH185 | 8000 | 69 | 72 | 30 | 4 110 |
| KH186 | 8000 | 68 | 72 | 48 | 7 181 |
| KH187 | 8000 | 68 | 72 | 60 | 9 227 |
| KH188 | 8000 | 68 | 72 | 72 | 11 282 |
| KH189 | 8000 | 68 | 72 | 84 | 13 340 |
| KH105 | 10 000 | 51 | 54 | 36 | 5 127 |
| KH106 | 10 000 | 50 | 54 | 48 | 7 176 |
| KH107 | 10 000 | 50 | 54 | 60 | 9 222 |
| KH108 | 10 000 | 50 | 54 | 72 | 11 276 |
| KH109 | 10 000 | 56 | 60 | 60 | 9 239 |
| KH110 | 10 000 | 56 | 60 | 72 | 11 297 |
| KH111 | 10 000 | 63 | 66 | 36 | 5 148 |
| KH112 | 10 000 | 62 | 66 | 48 | 7 197 |

| Model No. | Cap. lbs. | Width Inside Curbs" | Overall Length" | Height Diff." | Wt. lbs. |
|-----------|-----------|---------------------|-----------------|---------------|----------|
| KH113 | 10 000 | 62 | 66 | 60 | 9 256 |
| KH115 | 10 000 | 69 | 72 | 48 | 7 210 |
| KH116 | 10 000 | 68 | 72 | 60 | 9 273 |
| KH117 | 10 000 | 68 | 72 | 72 | 11 337 |
| KH118 | 10 000 | 68 | 72 | 84 | 13 403 |
| KH119 | 12 000 | 57 | 60 | 36 | 5 137 |
| KH120 | 12 000 | 56 | 60 | 48 | 7 190 |
| KH121 | 12 000 | 56 | 60 | 60 | 9 249 |
| KH122 | 12 000 | 69 | 72 | 36 | 5 158 |
| KH123 | 12 000 | 68 | 72 | 48 | 7 217 |
| KH125 | 12 000 | 68 | 72 | 84 | 13 192 |
| KH126 | 14 000 | 56 | 60 | 36 | 5 143 |
| KH127 | 14 000 | 56 | 60 | 48 | 7 190 |
| KH128 | 14 000 | 56 | 60 | 60 | 9 249 |
| KH129 | 14 000 | 56 | 60 | 72 | 11 313 |
| KH130 | 14 000 | 62 | 66 | 36 | 5 148 |
| KH131 | 14 000 | 62 | 66 | 48 | 7 204 |
| KH132 | 14 000 | 62 | 66 | 60 | 9 266 |
| KH133 | 14 000 | 62 | 66 | 72 | 11 333 |
| KH134 | 14 000 | 68 | 72 | 36 | 5 160 |
| KH135 | 14 000 | 68 | 72 | 48 | 7 220 |
| KH136 | 14 000 | 68 | 72 | 60 | 9 283 |
| KH137 | 14 000 | 68 | 72 | 72 | 11 353 |
| KH138 | 14 000 | 68 | 72 | 84 | 11 456 |
| KH139 | 16 000 | 68 | 72 | 60 | 9 330 |
| KH140 | 16 000 | 68 | 72 | 72 | 11 412 |
| KH141 | 16 000 | 68 | 72 | 84 | 13 540 |
| KH142 | 18 000 | 69 | 72 | 36 | 5 187 |
| KH143 | 20 000 | 68 | 72 | 36 | 5 187 |
| KH144 | 20 000 | 68 | 72 | 48 | 7 267 |
| KH145 | 20 000 | 68 | 72 | 60 | 9 344 |
| KH146 | 20 000 | 68 | 72 | 72 | 11 412 |
| KH147 | 20 000 | 67 | 72 | 84 | 13 564 |

DOCK EQUIPMENT

STEEL-FACED LAMINATED RUBBER DOCK BUMPERS

- One of the strongest forms of loading dock protection
- Used in docking areas where excessive friction from up and down movement occurs, air-ride trailers, yard jockeys, etc.
- 3/8" thick, heavy duty, high carbon, "floating" steel face plate withstands abrasive friction of air-ride trailers
- Enclosed design prolongs rubber life
- 3-year warranty



| Model No. | A" | Dimensions B" | C" | D" | Wt. lbs. |
|-----------|----|---------------|----|-------|----------|
| KH705 | 4 | 12 | 14 | 7 | 58 |
| KH706 | 4 | 12 | 18 | 7 | 72 |
| KH707 | 4 | 12 | 24 | 7 | 90 |
| KH708 | 4 | 12 | 36 | 7 | 145 |
| KH709 | 4 | 20 | 11 | 7-1/2 | 75 |
| KH710 | 4 | 24 | 11 | 9-1/2 | 90 |
| KH712 | 6 | 12 | 14 | 7 | 62 |
| KH713 | 6 | 12 | 18 | 7 | 78 |
| KH714 | 6 | 12 | 24 | 7 | 105 |
| KH715 | 6 | 12 | 36 | 7 | 166 |
| KH716 | 6 | 20 | 11 | 7-1/2 | 83 |
| KH717 | 6 | 24 | 11 | 9-1/2 | 100 |

MOLDED DOCK BUMPERS

- Protects building and dock areas
- Shockproof, tear and freeze resistant



KH005

KLETON

| Model No. | Type | Face size W" x H" | Overall Projection" | Wt. lbs. |
|-----------|-------------|-------------------|---------------------|----------|
| KH005 | Rectangular | 13 x 10 | 4 | 16 |
| KH009 | Rectangular | 18 x 10 | 4 | 32 |

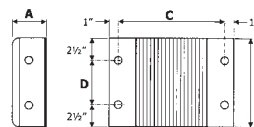
LAMINATED RUBBER DOCK BUMPERS

- Unlimited applications in factories, warehouses and docks
- Ideal for projecting above low docks, rub rails against walls, marine dock protection
- Greater longevity of bumpers is achieved because rubber laminates are manufactured from reclaimed truck tires
- Manufactured under pressure exceeding 1500 lbs. to absorb over 80% of the impact
- 1-year warranty

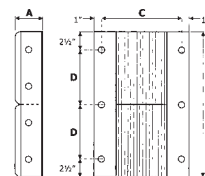


| Model No. | A" | Dimensions B" | C" | D" | Wt. lbs. |
|-----------|----|---------------|----|-------|----------|
| KH719 | 4 | 10 | 12 | 5 | 25 |
| KH720 | 4 | 12 | 12 | 7 | 31 |
| KH721 | 4 | 12 | 14 | 7 | 35 |
| KH722 | 4 | 12 | 18 | 7 | 44 |
| KH723 | 4 | 12 | 24 | 7 | 58 |
| KH724 | 4 | 12 | 36 | 7 | 84 |
| KH725 | 4 | 20 | 11 | 7-1/2 | 46 |
| KH726 | 4 | 24 | 11 | 9-1/2 | 56 |
| KH729 | 6 | 10 | 12 | 5 | 29 |
| KH730 | 6 | 12 | 12 | 7 | 34 |
| KH731 | 6 | 12 | 14 | 7 | 39 |
| KH732 | 6 | 12 | 18 | 7 | 50 |
| KH733 | 6 | 12 | 24 | 7 | 72 |
| KH734 | 6 | 12 | 36 | 7 | 105 |
| KH735 | 6 | 20 | 11 | 7-1/2 | 53 |
| KH736 | 6 | 24 | 11 | 9-1/2 | 64 |

SELECTING THE PROPER SIZE OF DOCK BUMPER



Horizontal Style —
Laminated or Steel-Faced



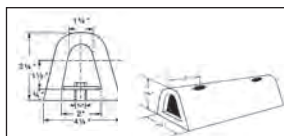
Vertical Style —
Laminated or Steel-Faced

EXTRUDED RUBBER DOCK FENDERS

D-4 DOCK FENDERS

- Guard against damaging impact
- Made of age, weather and abrasion-resistant synthetic rubber
- Easy to install and the trim appearance makes them well suited for use on trucks and truck docks
- Half oval shape allows radius to widen upon impact creating better deflection
- Easily installed manually or by power tools
- Hardware is concealed when installation is complete

Note: All given dimensions are nominal and may vary an average of 5% in manufacturing process.



Diagonal



Horizontal



Vertical

MOUNTING D-4 DOCK FENDERS

- On Wood: Use 1/2" Lag Screws
- On Concrete: Use 1/2" Self-Drilling Fasteners
- On Steel: Weld 1/2" Studs on Centers as Required



Mounting Bar

In all cases, a drilled metal bar 3/16" x 1 1/2" should be inserted in the bore of the fender to act as a continuous washer.




| Dimensions W" x H" x L" | Anchor Holes | Approx. Wt. lbs. | Fender Drilled Model No. | Mounting Bar Drilled Model No. |
|-------------------------|--------------|------------------|--------------------------|--------------------------------|
| 4 1/2 x 3 3/4 x 12 | 2 req., 6"* | 4 | KH658 | KH662 |
| 4 1/2 x 3 3/4 x 18 | 2 req., 12"* | 6 | KH659 | KH663 |
| 4 1/2 x 3 3/4 x 24 | 2 req., 18"* | 9 | KH660 | KH664 |
| 4 1/2 x 3 3/4 x 36 | 3 req., 15"* | 11 | KH661 | KH665 |

* Between holes

DOCK LIGHTS

- The adjustable models allow flexible horizontal and vertical positioning
- 1 1/2" 14-gauge square steel tubing
- Two-piece wall bracket assures secure mounting
- Available with either metal head or with a "cool to the touch" polycarbonate head that will not dent or break
- Comes with wire lamp guard
- PAR-38 lamp not included
- Certified for sale in Canada by an accredited certification body




| Model No. | Arm Length" | Head Type | Wt. lbs. |
|---|-------------|---------------|----------|
| ADJUSTABLE SINGLE STRUT | | | |
| XA213 | 40 | Metal | 13 |
| XA208 | 60 | Metal | 16 |
| XC446 | 40 | Polycarbonate | 12 |
| XC447 | 60 | Polycarbonate | 15 |
| DOUBLE STRUT - HORIZONTAL POSITIONING ONLY | | | |
| XA212 | 24 | Metal | 13 |
| XA211 | 40 | Metal | 16 |
| XA214 | 60 | Metal | 20 |
| XA349 | 90 | Metal | 29 |
| XC448 | 24 | Polycarbonate | 12 |
| XC449 | 40 | Polycarbonate | 15 |
| XC450 | 60 | Polycarbonate | 19 |
| XC451 | 90 | Polycarbonate | 28 |
| ADJUSTABLE DOUBLE STRUT | | | |
| XA619 | 40 | Metal | 18 |
| XA620 | 60 | Metal | 21 |
| XA621 | 90 | Metal | 31 |
| XA623 | 40 | Polycarbonate | 17 |
| XA624 | 60 | Polycarbonate | 20 |
| XA625 | 90 | Polycarbonate | 30 |

LED DOCK LIGHTS

METAL OR POLYCARBONATE SERIES

- LED emits white light cool to the touch
- Uses only 14 watts of energy
- Provides the equivalent of a 150-watt incandescent bulb
- LEDs are built-in to the dock light housing; more durable than screw in type fixtures
- All LED models have an average life of 60 000 hours
- **XD040** (DLGN-L1) model incorporates a stainless steel neck that bends to simplify positioning
- Certified for sale in Canada by an accredited certification body
- 5-year warranty



| Model No. | Arm Length" | Head Type | Wt. lbs. |
|--|-------------|---------------|----------|
| ADJUSTABLE SINGLE STRUT | | | |
| XD024 | 24 | Metal | 15 |
| XD025 | 40 | Metal | 18 |
| XD026 | 60 | Metal | 21 |
| XD027 | 24 | Polycarbonate | 15 |
| XD028 | 40 | Polycarbonate | 17 |
| XD029 | 60 | Polycarbonate | 20 |
| DOUBLE STRUT | | | |
| XD030 | 24 | Metal | 16 |
| XD031 | 40 | Metal | 18 |
| XD032 | 60 | Metal | 23 |
| XD033 | 24 | Polycarbonate | 15 |
| XD034 | 40 | Polycarbonate | 17 |
| XD035 | 60 | Polycarbonate | 22 |
| ADJUSTABLE DOUBLE STRUT | | | |
| XD036 | 40 | Metal | 23 |
| XD037 | 60 | Metal | 33 |
| XD038 | 40 | Polycarbonate | 23 |
| XD039 | 60 | Polycarbonate | 33 |
| GOOSENECK - FLEXIBLE STAINLESS STEEL NECK | | | |
| XD040 | 27" | Polycarbonate | 10 |

LED STOP & GO LIGHTS

- Simple, reliable and cost-effective warning system that reduces the risk of accidents
- Establishes a clear line of communication between drivers and dock personnel
- Safety yellow polypropylene housing will not rust, pit, dent or corrode
- Units can be used indoors or outdoors
- Dimensions: 6 3/8" W x 3 3/4" D x 11 3/8" H
- Lens diameter: 4 1/4"
- Certified for sale in Canada by an accredited certification body

Uses 80% less energy



| 12 VDC | Model No. 24 VDC | 115 VAC | Description | Wt. lbs. |
|--------|---------------------|---------|---|----------|
| XC100 | XC101 | XC102 | Without Flasher or Switch | 2 |
| XC103 | XC104 | XC105 | With Flasher and Switch | 2 |
| XC106 | XC107 | XC108 | Set, Including One of Each of the Above | 4 |

DOCK LIGHTS

- Built-in on-off switch
- Durable stainless steel cage for better protection of the light
- Bracket mounted for easy installation
- Arm sections are adjustable in all directions
- Features an adjustable screw to help direct the light where you need it
- Ideal for use in shipping/receiving docks, work lighting, spot lighting, and other similar applications



aurora tools®

| Model No. | Extended Arm Length" | Lamp Type | Wattage | Head Type | Lumens |
|-----------|----------------------|-----------|---------|-----------|--------|
| XI316 | 40 | LED | 50 W | Metal | 5500 |

DRUM TRUCKS

DRUM HAND TRUCKS

- All welded, 1 1/4" round tubular steel frame
- Handles steel drums from as small as 18" to 25" in diameter
- Ideal for loading drums onto pallets, or for going over curbs or uneven docks
- Free standing when loaded
- Capacity: 1000 lbs.
- Durable Kleton blue enamel finish

KLETON



| Model No. | Description | Overall Dim. W" x D" x H" | Wt. lbs. |
|-----------|---------------------------------------|---------------------------|----------|
| DA593 | w/10" Front Rubber Wheels Only | 24 x 19 x 58 | 48 |
| DA594 | w/10" Front and 6" Rear Rubber Wheels | 24 x 22 x 58 | 50 |



DA594

DRUM HAND TRUCKS FOR PLASTIC & FIBRE DRUMS

- All welded, 1 1/4" round tubular steel frame
- Handles plastic and fibre drums from 18" to 25" in diameter and 24" to 41" in height
- Rolls on 10" front and 6" rear rubber-tired wheels
- 2" ratchet strap secures drum in place
- Dimensions: 23" W x 24" D x 58" H
- Weight: 55 lbs. • Capacity: 1000 lbs.
- Durable Kleton blue enamel finish

Model No. DA595

KLETON



ALL-IN-ONE DRUM TRUCKS

- All welded, 1 1/4" round tubular steel frame
- Drum trucks can be used to transport and dispense drums
- Easy-to-use belt-system and hook keeps drums securely on the truck
- Easy to load and unload on skids
- Handles plastic, steel or fibre drums
- Loop handle models provide added leverage while dual handle models provide side body comfort
- Four wheel design for added support and easy manoeuvrability
- Capacity: 1200 lbs.
- Durable Kleton blue enamel finish

KLETON



| Model No. | Handle Type | Wheel Type | Wt. lbs. |
|-----------|-------------|--------------------|----------|
| DC266 | Loop | 10" Mold-On Rubber | 68 |
| DC267 | Loop | 10" Pneumatic | 50 |
| DC256 | Dual | 10" Mold-On Rubber | 54 |
| DC257 | Dual | 10" Pneumatic | 59 |



Retaining hook

DC266



DC256

ERGONOMIC DRUM TRUCK WITH SWIVEL CASTERS

- Rear swivel casters permit greater lateral manoeuvrability, allowing truck to pivot about its axis
- Especially useful in a restricted space, ie. When unloading drums from a truck or in a crowded warehouse
- Provides four-wheel support while transporting drum and steering truck
- 10" Mold-On rubber wheels and 6" Mold-On rubber swivel casters
- Drum Capacity: 55 - 85 US Gal. (45 - 70 Imperial Gal.)
- Capacity: 1000 lbs.

Model No. DA864

Mfg No. 240121

WESCO



ERGONOMIC DRUM TRUCKS

- Floating axle reduces effort required to break over and balance load
- Chime hook can be stored at the top of the frame for easy use
- Replaceable hard faced double beveled nose prongs
- Handles steel drums only
- 10" mold-on rubber wheels
- Overall dimensions: 17 1/2" L x 23 3/4" W x 61" H
- Capacity: 1000 lbs.
- Weight: 74 lbs.

Model No. DC417

WESCO



SINGLE BAR DRUM TRUCKS

- Handles 45 imp. gal./55 US gallon steel drums
- Heavy-duty 1" structural pipe frame with double welded joints
- Machined steel load wheels behind nose prongs help ease lifting of drum
- Classic single bar frame design
- Kickstand and vinyl handle grips included
- Available with cast iron centre Mold-On rubber wheels with 1" (ID) roller bearings or polyolefin wheels
- 24" wide at handle, 16 1/4" wide at nose
- Capacity: 1000 lbs.

WESCO

| Model No. | Wheel Type | Wt. lbs. |
|-----------|----------------|----------|
| DA883 | Polyolefin | 50 |
| DA882 | Mold-On Rubber | 64 |



OVERPACK DRUM TRUCK

- Heavy duty, double-welded joints, 1" structural pipe frame
- Self standing or with kick stand for upright storage
- Recommended primarily for handling of overpacks
- Wide "feet" eliminate the risk of drums being punctured by nose prongs
- Floating axle reduces effort required to break over and balance load
- Drum Capacity: 30 - 85 US Gal. (25 - 70 Imperial Gal.)
- Overall Dimensions: 24" W x 24" D x 59-3/4" H
- Load Capacity: 1000 lbs.
- Handles: Poly, Overpack Drums

Model No. DC624

Mfg No. 240077

WESCO



DRUM SPOTTERS

- Moves drums to and from pallets easily across floors, effectively and efficiently
- Designed for 45 imp. gal./55 US gallon steel or plastic drums with various rims and most fibre drums with clamp-on lids in a size range of 22" to 23 1/2" diameter and 34 to 36" high, weighing up to 800 lbs.
- Features two forged lifting hooks which slide under the top rim of drum
- Handle provides adequate leverage to lift heavy drums
- Base has built-in counterweight for stability
- Features two 6" polyolefin load wheels and two 4" rear swivel caster for easy steering

Features:

- Simple to operate
- Compact
- Holds drums upright
- No power truck required
- Self-supporting
- No balancing required

| Model No. | Lifting Capacity lbs. | Max. Pallet Height" | Wt. lbs. |
|-----------|-----------------------|---------------------|----------|
| DA933 | 800 | 6 | 245 |



MORSE

ALL-WELDED DRUM ROCKERS

- Safe method of upending up to 45 imp. gal./55 US gal. drums for moving, draining or storing
- All welded, 1 1/4 round tubular steel frame
- No lifting, straining, or danger of drum tipping backwards
- Removable handle
- Two 3" polyolefin wheels and two swivel casters
- Capacity: 1000 lbs.
- Durable Kleton blue enamel finish



DC442

| Model No. | Overall Dimensions W" x D" x H" | Wt. lbs. |
|-----------|------------------------------------|----------|
| DC442 | 33 x 22 x 20 | 38 |

KNOCKED-DOWN DRUM ROCKERS

- Safe method for moving, draining and storing 45 imp. gal./55 US gal. drums
- Two 3" non-sparking wheels and two 3" non-sparking swivel casters
- Removable handle
- Capacity: 700 lbs.
- Powder coat finish
- Shipped knocked down

Model No. DC443



MOBILE DRUM KARRIERS

- Transports, rotates, tilts and drains fully loaded drums up to 800 lbs.
- Drum can be raised to a floor clearance of 5 1/8" to 11 1/2", automatically sets lock
- Tilt lock on each side of unit
- All-welded steel construction; 8" polyolefin wheels and 4" swivel caster
- Weight: 97 lbs.



| Model No. | Drum |
|-----------|--|
| DA189 | 45 imp. gal./55 US gallon Steel; 22 1/2" Dia. |
| DA190 | 45 imp. gal./55 US gallon Plastic and Steel; 22 1/2" - 24" Dia., 34" - 36" H |
| DA191 | 25 and 45 imp. gal./55 US gallon Steel; 18 1/2" - 19" and - 22 1/2" Dia. |
| DA192 | 21" - 23" Dia. Fibre and Steel |

LIL'DOLLY™ PAIL DOLLIES

- Designed for use in hospitals, food processing plants, manufacturing locations, hotels, restaurants and anywhere
- 5, 6 and 15-gallon pails are used
- Five dual wheel swivel stem casters
- Inside diameter: 11"
- Capacity: 75 lbs.
- Weight: 2 lbs.

Model No. MD527



LOW PROFILE DRUM TRUCKS

- All-welded steel construction with 8" x 2" rubber wheels and a 4" non-marking rubber swivel caster for smooth movement and easy manoeuvrability
- Ideal for moving full, open top 45 imp. gal./55 US gal. drums without spilling contents
- With a low-level frame, only 1/2" from the ground, this truck allows for easy loading of drums
- Hinged handle moves forward and backward for easy pushing or pulling
- Capacity: 1000 lbs.
- Quality powder coat finish
- Shipped knocked down

| Model No. | Overall Dimensions W" x D" x H" | Overall Handle Length" | Wt. lbs. |
|-----------|------------------------------------|------------------------|----------|
| DC500 | 30 x 24 x 46 | 39 | 49 |




STEEL DRUM DOLLIES

- Welded 3/16" thick x 4", frames are built to withstand constant use
- 24" inside diameter handles
- 45 imp. gal./55 US gal. drums
- Comes with four swivel casters
- Quality powder-coat finish
- Caster assembly required



DC206



DC202



| Model No. | Caster Type | Caster" | Height" | Capacity lbs. | Wt. lbs. |
|--------------------|--------------|---------|---------|---------------|----------|
| ROUND FRAME | | | | | |
| DC202 | Polyolefin | 3 | 4 1/2 | 750 | 23 |
| DC199 | Polyurethane | 3 | 4 1/2 | 1000 | 24 |
| DC200 | Polyurethane | 4 | 5 1/2 | 1500 | 27 |
| DC070* | Frame Only | - | - | - | 16 |
| X-FRAME | | | | | |
| DC206 | Polyolefin | 3 | 4 1/2 | 750 | 13 |
| DC203 | Polyurethane | 3 | 4 1/2 | 1000 | 16 |
| DC204 | Polyurethane | 4 | 5 1/2 | 1500 | 19 |
| DC071* | Frame Only | - | - | - | 8 |

* Fits Caster Hole Spacings of 1 5/8" x 3" to 2 3/4" x 3 1/4"

CLAMP & GO DOLLY HANDLES

- Safely and easily maneuver drum within confined areas
- Perfect for high volume applications
- Low center of gravity provides superior stability
- Quickly clamps onto dollies with various sidewalls of 2", 2 1/2" or 3"
- Foot operated disengage
- Magnet holds handle up to drum for compact storage
- Weight: 11 lbs.

Model No. DC414



LEAK CONTAINMENT DRUM DOLLY

- Polyethylene dolly will not dent, corrode or rust
- Handles 30 imp. gal./37 US gal. & 45 imp. gal./55 US gal. drums
- Solid bottom construction with a 2" lip contains spills up to 5 L
- Overall diameter: 24 1/4"
- Capacity: 1000 lbs.
- Grey



| Model No. | Caster Type | Caster" | Height" |
|-----------|--------------|---------|---------|
| DC465 | Polyurethane | 3 | 6 1/4 |
| DC466 | Polyolefin | 3 | 6 1/2 |
| DC467 | Polyolefin | 4 | 7 1/4 |

DRUM LIFTERS

DRUM & OVERPACK LIFTER

- Drum Lifter is designed to lift and transport a standard 55 US Gal. steel drum 22.5" in diameter
- Drum lifter can also lift an 85 US Gal. overpack or salvage drum 26" in diameter
- Drum lifter can be used on closed "tight" head drums type with head intact, or with open head drums with lid securely clamped in place
- The broad faced grippers spread holding force to minimize pressure on drum
- Unit is load tested at the factory at 125% of rated capacity as per ASME B30.20
- Lifting Capacity: 1000 lbs./454 kg

Model No. DC608
Mfg No. 91



DRUM LIFTER

- Universal drum lift can lift 30 US gal. to 85 US gal. drums
- Lifts steel or plastic drums 18"-26" rim diameter
- Lifts fibre drums 18.5"-23" rim diameter
- Not intended for use with plastic overpack drums
- Lifting Capacity: 1000 lbs./454 kg.

Model No. DA876
Mfg No. 92

STAINLESS STEEL

Model No. DC094
Mfg No. 92-SS



BELOW-HOOK DRUM LIFTERS

- Designed for steel, plastic and fibre drums with diameters between 22" to 23-1/2" and heights between 23" to 38"
- Attaches to a monorail, crane or chain block and transports loaded drums in the upright position
- Drum is secured into the saddle by a web strap and ratchet mechanism
- The saddle, as well as the support bar at the bottom of the drum ensure that drums will be transported safely, restraining the drum from sliding out
- Accepts diameter adaptors for smaller drums
- Drum Capacity: 30 - 55 US Gal. (25 - 45 Imperial Gal.)
- Lifting Capacity: 1000 lbs./454 kg

Model No. DA935
Mfg No. 86

DA935



TYPE 304 STAINLESS STEEL

Model No. DC644
Mfg No. 86-SS

HORIZONTAL DRUM LIFTING HOOKS

- Horizontally lifts 45 imp. gal./55 US gal. steel drums, 34"-36" long
- Alloy steel lifting ring, steel rods, malleable iron hooks
- Capacity: 1000 lbs.
- Weight: 5 lbs.

Model No. DC449

- Spark resistant lifting hook is made of stainless steel with aluminum bronze lifting hooks for safe handling
- Capacity: 1000 lbs.
- Weight: 5 lbs.

Model No. DA163



DA163



DC449

POLYESTER DRUM SLING

- Securely and economically lifts steel, plastic and fibre drums from 12" to 24" in diameter
- Ideal for use with a forklift truck
- Compact size of slings allows it to be stored in truck until it's needed
- Reduces drum damage which occurs when using steel handlers
- 2" x 10' endless ratchet strap tightens the reinforced polyester lifting belt around the body of the drum
- 4" x 6' double ply tie down web slips easily over the truck forks
- Capacity: 1000 lbs.
- Wt.: 5 lbs.

Model No. DC470

Note: Open ratchet fully when installing sling



MULTI-PURPOSE OVERHEAD DRUM LIFTERS WITH WRENCHES

- Simple three-arm design allows for safe lifting of 30 to 55 US gallon closed head steel, plastic and fiber drums with top lips
- Each removable arm also functions as a wrench for use on different drum plugs, faucets, and rim ring bolts.
- Lifts drums up to 800-lb. capacity
- Powder coat finish for durability
- Weight: 19 lbs.

Model No. DC095



AUTO-GRIP DRUM LIFTERS

- Easy, no-tilt lifting of rimmed steel drums
- Self-energizing: the heavier the load, the tighter the grip
- Attaches to any hoist, crane or forklift using single fork hook attachment
- Heavy-duty, annealed, ductile iron construction
- Large curved foot at bottom of stabilising arm prevents drum damage
- Capacity: 3000 lbs.
- Wt.: 31 lbs.

Model No. DA226



DRUM LIFTERS

- Quick and easy attachment and removal
- Suitable for use with standard steel or poly drums with at least a 3/16" chime
- Lifting arms are adjustable to work with most 55 or 30-gallon drums
- Attaches to any hoist, crane or forklift using single fork hook attachment
- 3-point contact of the lifting arms minimizes deformation
- Also works on closed head drums
- Capacity: 1000 lbs.
- Weight: 15.5 lbs.


Model No. DC420



DRUM LIFTERS & HANDLERS

STEEL DRUM GRABBERS

- Lift and transport one 45 imp. gal./55 US gal. steel drum without the fork truck driver leaving his seat
- No risk of drum slipping since handler grips under rim of drum or rolling hoops
- Heavy gauge grabber slides onto truck forks and is locked with two turn down screws




DC424

KLETON

| Model No. | Description | Fork Pocket Inner Dia. W" x H | Capacity lbs/Drum | Wt. lbs. |
|-----------|---------------------|-------------------------------|-------------------|----------|
| DC424 | Single Drum Grabber | 5 1/2 x 2 | 1000 | 121 |

GRAVITY-ACTUATED MECHANICAL AUTO-GRIP™

- Most efficient on consistently-sized loads
- Adjusts to grasp any cylindrical object 18"-28" D (DA175)/22"-24" D (DC014)
- Spring-and-cam actuated jaws automatically grip while engaging drum
- Jaw size: 3" x 15"
- Fork tube size is 1 5/8" x 5 5/8" x 20"
- Distance between forks is 19 1/2"



DA175



VALLEYCRAFT
ALL IN A DAY'S WORK

| Model No. | Drum Type | Drum Size US Gal. | Capacity lbs. |
|-----------|----------------|-------------------|---------------|
| DA175 | Steel/Overpack | 30-85 | 1500 |
| DC014 | Plastic Only | 55 | 1000 |

FORK MOUNT HOOK

- A fork mounted hook from which to suspend a drum lifter or other device
- Fork Pocket Dimensions: 5-1/2" x 1-9/16"
- Capacity: 2000 lbs.

Model No. LU639

MORSE



PAILPRO™ PAIL LIFTER

- Manually centre lifter on top of your drum and adjust it to pail width
- Design allows for quick, gentle loading; pail stays upright during lift
- Lifts steel or plastic pails 11"-15" rim diameter
- Drum Capacity: 5 US gal. (4.16 Imperial Gal.)
- Lifting Capacity: 1000 lbs./454 kg
- Drum Type: Steel, Plastic

Model No. DC643

Mfg No. 92-5



MORSE

POLY DRUM LIFTERS

- Patented fork truck attachment for handling most 45 imp. gal./55 US gal. and 30 US gallon poly drums
- Fork truck driver does not have to leave cab to engage or disengage drum
- Suited for poly drums that have at least a 3/16" top lip (chime)
- Fork pocket size: inside 1 1/2" x 5 3/8"
- Capacity: 1000 lbs.
- Shipped knocked down

Model No. DA932

Mfg No. 240148



WESCO

GATOR GRIP™ FORKLIFT ATTACHMENTS FOR DRUM HANDLING

- Handles steel, plastic and fibre drums
- Patented auto grip lock automatically locks the jaws closed, even over rough terrain
- Adjustable for 30, 50 and 80 US gallon drums
- T-handles fasten safety to any forklift
- Can be used with open or closed head drums
- Capacity: 1000 lbs. per grip

Applications: Shipping, receiving, loading, racking and palletizing



DC268



DC269

WESCO

| Model No. | Description | Overall Dimensions W" x D" x H" | Wt. lbs. |
|-----------|---------------------|---------------------------------|----------|
| DC268 | Single Drum Handler | 28 x 34 x 34 | 126 |
| DC269 | Dual Drum Handler | 33 1/4 x 34 x 34 | 208 |

DRUM LIFTERS & HANDLERS

GATOR GRIP™ ERGONOMIC DRUM HANDLERS

- Handles steel, plastic and fiber drums
- Patented Auto Grip™ lock automatically locks the jaws closed, even over rough terrain
- Ergonomic solution for lifting, transporting and placing drums on standard pallets or spill pallets
- The jaw clamp is spring loaded and can hold any 3/16" or higher drum rim
- Adjustable for most standard 30, 55 and 85 gallon drums
- Allows a 55 gallon drum to be raised 20" above the floor
- Rolls smoothly on swivel casters which provide easy steering and include a floor lock
- Overall dimensions: 34 1/2" L x 36" W (legs retracted), 37" L x 41" W (legs extended)
- Capacity: 1100 lbs.
- Weight: 356 lbs.

Model No. DC270

Mfg No. 240150

WESCO



CAN TIPPERS

- Handles 5-gallon round pails
- Safety lever holds container in place
- Dispensing height of 11-1/2"
- Capacity: 75 lbs
- Weight: 10 lbs

Model No. DC472

KLETON



FORK MOUNTED DRUM LIFTERS

- Allows operator to raise, transport, tip and drain loaded drums without leaving their seat
- Geared design with pull chain or battery powered with pendant for controlled dispensing of open and closed head steel drums up to 2000 lbs.
- Manipulation of pull chain on geared type models for 360° rotation
- Attaches easily to truck by sliding onto forks and tightening screw locks
- No electrical or hydraulic connections to truck are needed
- 6-1/2" W x 26-5/8" D x 2-1/2" H fork pockets; inside width between forks must be 25"
- Options are available to handle plastic, fibre, and steel drums
- 22 1/2" diameter

| Model No. | Mfg No. | Drum Size Gallons | Tilt Type | Full Drum Cap. lbs. | Half Drum Cap. lbs. | Wt. lbs. |
|-----------|---------|-------------------|-----------|---------------------|---------------------|----------|
| DA133 | 285A | 45 Imp. /55 US | Geared | 800 | 500 | 149 |
| DA135 | 285A-HD | 45 Imp. /55 US | Geared | 1500 | 800 | 171 |
| DA134 | 285A-GR | 45 Imp. /55 US | Geared | 2000 | 1000 | 273 |

Note: Battery powered option available



DA133
Controlled pouring
up to 2000 lbs.

MORSE

DRUM LIFTERS

Safely transport, position and drain open and closed head steel drums. Simply attach the lifter on hook of chain block, monorail or crane, cinch saddle around drum, and then raise to the required height and position. Ratchet mechanism securely tightens saddle to drum. Choice of manual or geared models.

MANUAL TILT

- Ideal for low level pouring and dumping operations
- 800 lbs. full drum capacity, 500 lbs. half drum capacity
- Tilt lock on each side of hanger frame is used to secure drum in a vertical or horizontal position

| Model No. | Mfg No. | Drum Size |
|-----------|----------------|---|
| DA199 | 85A | 45 imp. gal./55 US gal. steel; 22 1/2" dia. |
| DA200 | 85i & 55/30-19 | 25 and 45 imp. gal./55 US gal. steel; 18 1/2" - 19" and 22 1/2" dia. Includes DC280 |
| DA201 | 85C | 21" - 23" dia. fibre or steel |

Note: Options and accessories are available

GEARED TILT

- Accurate pouring from any height
- Handles drums up to 2000 lbs full drum capacity
- Rotation of drum is controlled by 12' chain loop
- Optional MORStop™ tilt brake holds drum tilt position constant even when tension from the pull chain is removed

| Model No. | Mfg No. | Drum Size | Full Drum Cap. lbs. | Half Full Cap. lbs. | Wt. lbs. |
|-----------|---------|---|---------------------|---------------------|----------|
| DA121* | 185A | 45 imp. gal./55 US gal. steel; 22" - 23 1/2" dia. | 800 | 500 | 98 |
| DA124* | 185A-HD | 45 imp. gal./55 US gal. steel; 22 1/2" dia. | 1500 | 800 | 114 |
| DA123** | 185A-GR | 45 imp. gal./55 US gal.; 22 1/2" dia. | 2000 | 1000 | 206 |

OPTION

| | | |
|-------|--------|----------------------------|
| DC077 | 3900-P | MORStop™ Tilt Brake Option |
|-------|--------|----------------------------|

* Chains can be guided into locking slots to hold the drum's position, allowing the operator to let go

**Worm gear speed reducer on DA123 tends to let drum stay where it is stopped, removing the need for the optional tilt brake

MORSE



DA199



DA124

MORStop™ Tilt Brake

STEEL DRUMS

- Open head 45 imp. gal/55 US gallon design complies with stringent UN regulations for packing non-dangerous and dangerous goods in packing groups II and III; salvage drum is good for packaging groups I, II and III in solids only
- Closed head 45 imp. gal/55 US gallon design meets UN regulations for packing of dangerous and non-dangerous goods in the packaging groups II and III and also complies with ISO 15750 standard and other major international standards for steel drums (ANSI, EN) and feature 2" x 3/4" Rieke® fittings
- Drum gauge: 20/18 ga.
- Dimensions: 22-1/2" W x 34-1/2" H
- Accepted for use in Canadian food processing facilities



UN Regulations:

A) 1A2/Y1.4/140 B) 1A2/Y275/S C) 1A1/X1.8/300

| Unlined Model No. | UN Compliance | Lined Model No. | UN Compliance | Head Type | Capacity U.S. Gallons |
|-------------------|---------------|-----------------|---------------|-----------|-----------------------|
| DC145 | A | DC146 | B | Open | 55 |
| DC147* | C | DC461** | C | Closed | 55 |

*Not accepted for use in Canadian food processing facilities ** Unit is white

ACCESSORIES

| Model No. | Description |
|-----------|---|
| DC648 | 2" Steel Plug with Buna Gasket - Rieke |
| DC570 | Steel Drum Lid for 55 US Gal. Drum, No Fittings |
| DC568 | Steel Drum Locking Ring for US 55 Gal. Drum |
| DC569 | Steel Drum Bolt Only for Locking Ring |

LIQUIPAK® FIBRE DRUMS

- Interior is lined with heavy duty polyethylene
- The full-open top assures quick filling and dispensing, while the plastic covers and steel chimes reinforce top and bottom
- Will not corrode and contaminate product
- Made of FDA compliant materials
- Complete with bung and vent poly cover and locking ring
- Lined

| Model No. | Capacity Gallons | Lid Material |
|-----------|------------------|--------------|
| DC548 | 30 | Plastic |



LOK-RIM® FIBRE DRUMS

- Provides thermal insulation and protects sensitive products
- The unique Lok-Rim® closure allows easy opening and closing
- Will not corrode and contaminate product
- Compatible with semi-liquids when a polyethylene insert/bag is applied
- Made of FDA compliant materials
- Includes locking ring and cover
- Unlined

| Model No. | Capacity Gallons | Lid Material | UN Compliance |
|-----------|------------------|--------------|---------------|
| DC543 | 30 | Plastic | Y115 |
| DC546 | 55 | Fibre | None |



STEEL SALVAGE DRUMS

- Salvage drums are recommended for containing leaking drums of petroleum solvents
- Includes 12-gauge ring and hoop closure
- Drums are lined with an open head steel top

DC445



| Model No. | Capacity US Gallons | Description | UN Compliance | Steel Gauge | Wt lbs. |
|-----------|---------------------|-------------|---------------|-------------|---------|
| DC445 | 85 | Lined | UN1A2/X440/S | 18 | 60 |
| DC448 | 85 | Lined | UN1A2/X440/S | 16 | 82 |

POLYETHYLENE DRUMS

- UN-approved plastic drums are manufactured using state-of-the-art technologies to meet the stringent demands of chemical compatibility with hazardous and non-hazardous products as well as reliability and safety requirements
- Drums are made from a high molecular weight, high-density polyethylene resin which makes them extremely strong and rigid
- Open head drums come standard with cover and steel lever-locking ring
- Capacity is based on US gal. readings
- Accepted for use in Canadian food processing facilities



| Model No. | Capacity Gallons | Colour | Top | UN Compliance |
|-----------|------------------|---------|--------|---------------|
| DC525 | 55 | Blue | Open | 1H2/Y250/S |
| DC527 | 55 | Black | Open | 1H2/Y250/S |
| DC529 | 55 | Blue | Closed | 1H1/Y1.9/150 |
| DC747 | 55 | Black | Closed | 1H1/Y1.9/150 |
| DC531 | 55 | Natural | Closed | 1H1/Y1.8/100 |
| DC535 | 30 | Blue | Open | 1H2/Y150/S |
| DC532 | 30 | Blue | Closed | 1H1/Y1.9/150 |
| DC534 | 30 | Natural | Closed | 1H1/Y1.9/150 |
| DC538 | 15.5 | Blue | Open | 1H2/Y65/S |

ACCESSORIES

| Model No. | Description |
|-----------|---|
| DA019 | 2" Buttress Coarse Thread |
| DA020 | 2" NPS Fine Thread |
| DC571 | Polyethylene Drum Lever Latch for 55 US Gal. Drum |
| DC572 | Polyethylene Drum Lever Latch for 30 US Gal. Drum |

POLYETHYLENE DRUMS - TIGHT HEAD

- High density polyethylene construction, can be stacked with pallets up to four high
- Maximum filling temperature of 65°C; drums should be allowed to cool to ambient temperatures before stacking
- Features 2" and 3/4" NPS fittings and manipulating handle
- Capacity is based on US Gal. readings
- Accepted for use in Canadian food processing facilities



| Model No. | Capacity Gallons | Colour | Top | UN Compliance |
|-----------|------------------|---------|--------|---------------|
| DC540 | 15 | Blue | Closed | 1H1/Y1.9/160 |
| DC542 | 15 | Natural | Closed | 1H1/Y1.9/160 |

RECTANGULAR POLY TIGHT HEAD CONTAINERS

- Suitable for storing and shipping liquid, granular and semi-solid chemicals, detergents, petroleum products, food products, pharmaceuticals and acids
- Recessed handle and anchoring
- Protruding stabilizers prevent tipping
- Ventcaps are included but leakproof screw caps are extra
- Container capacity: 20 litres
- Dimensions: 11 1/2" L x 9 1/2" D x 9 3/4" H



| Model No. | Mfg. No. | Description | Opening mm |
|-----------|----------|-------------------------|------------|
| DC163 | 158 | Yellow Container Only* | 60 |
| DA684 | 240 | Natural Container Only* | 60 |
| DA685 | 284 | Security Cap | 60 |

*Security cap not included.

DRUM LINERS

ACCORDION INSERTS FOR 55-GALLON DRUMS

- Made of FDA-compliant materials
- Accordion pleat design adjusts to varying heights of reconditioned drums
- Formed lip grips chime of drum and stays in place during follower plate pumping

| Model No. | Wall Thickness | Qty /Case |
|-----------|----------------|-----------|
| DC338 | 15 mils | 20 |
| DC340 | 18 mils | 15 |
| DC339* | 15 mils | 20 |

* Anti-static



STRAIGHT-SIDED INSERTS FOR 16, 30 & 55-GALLON OPEN HEAD STEEL DRUMS

- Made of FDA compliant materials
- Smooth wall inserts withstand mixing and pumping applications
- Available in anti-static
- Model DC337 used for hot-fill applications to 180°F
- Model DC344 used for hot-fill applications to 280°F

| Model No. | Wall Thickness | Drum Gal. | Qty /Case |
|-----------|----------------|-----------|-----------|
| DC336 | 15 mil | 30 | 25 |
| DC337 | 15 mil | 55 | 20 |
| DC344 | 15 mil | 55 | 10 |
| DC342* | 18 mil | 55 | 15 |
| DC343 | 24 mil | 55 | 15 |

* Anti-static



INSERT FOR 5-GALLON STEEL PAILS

- Made of FDA compliant materials
- Straight-sided inserts for steel pails are ideal for small batch mixing
- Choose from pliable LDPE or solvent-resistant HDPE
- Available in anti-static
- Available in polypropylene for hot-fill applications to 300°F



| Model No. | Wall Thickness | Qty Material | /Case |
|-----------|----------------|--------------|-------|
| DC347 | 15 mil | LDPE | 100 |

PAIL INSERTS & STRAINERS

INSERT

- Seamless 14" tall tapered insert provides custom fit for plastic pail
- Average 15-mil thick
- FDA compliant materials

STRAINER

- Heavy-duty strainer ideal for filtering liquids or holding parts for washing
- Featuring 600-micron mesh, finer mesh strainers are available

| Model No. | Material | Size (Gal) | Qty/Case |
|-----------------|----------|------------|----------|
| INSERTS | | | |
| DC350 | HDPE | 5 | 100 |
| STRAINER | | | |
| DC049 | | 5 | 48 |
| DB021 | | 55 | 8 |



PLASTIC PAIL LINER

- Ideal for mixing and storing a variety of liquids, powders, pastes such as chemicals, adhesives, greases, paints, and more
- Seamless vacuum-formed LDPE insert
- Snap-on contoured lip prevents leakage between insert and pail wall
- Liner Type: Anti-Static
- Wall Thickness: 15 mils
- For Drum Capacity: 5 US gal (4.16 imp. Gal.)
- Height: 14"
- Diameter: 11-1/4"

Model No. DC815

KLETON



FORMFIT LINERS FOR 55-GALLON DRUMS

- Cylindrical film liners are heat-sealed and made of FDA compliant materials
- Available in 40" height to fold over drum or 53" height to tie off
- Available in mil thickness of 4, 8 or 10
- Available in anti-static for solvent-based applications




| Model No. | Height" | Wall Thickness | Qty /Case |
|-----------|---------|----------------|-----------|
| DC353 | 40 | 4 mil | 100 |
| DC354 | 40 | 8 mil | 50 |
| DC355 | 40 | 10 mil | 50 |
| DC494 | 40 | 6 mil | 100 |
| DC356 | 53 | 4 mil | 100 |
| DC495 | 53 | 6 mil | 100 |
| DC357 | 53 | 8 mil | 50 |
| DC358 | 53 | 10 mil | 50 |
| DC359* | 53 | 8 mil | 50 |

* Anti-static

ELASTICIZED DUST CAPS FOR 5, 30 & 55-GALLON CONTAINERS

- Clear 4-mil LDPE caps with elasticized band for easy installation
- Available in anti-static



| Model No. | Drum Gallons |
|-----------|-----------------------------------|
| DC371 | 5 |
| DC375* | 5 |
| DC372 | 30 |
| DC376* | 30 |
| DC373 | 45 |
| DC377* | 45 |
| DC496 | 64" Elastic Cover for Gaylord Box |

* Anti-static



NEMA CONFIGURATION



NOTE: DO NOT USE THESE HEATERS IN HAZARDOUS AREAS OR TO HEAT FLAMMABLE MATERIALS. FOR INDOOR USE ONLY.

FLEXIBLE DRUM & PAIL HEATERS

APPLICATIONS

- Preheating • Viscosity control
- Mixing, dipping or pouring
- Temperature control • Freeze protection

FEATURES

- Durable and tough reinforced fibreglass silicone rubber
- Resists moisture, mildew and most chemicals
- Easy to clean and store
- Heavy-duty spring latch assembly, installs or removes in seconds
- 6' power cable w/ NEMA 5-15P plug for the 120 V models
- 6' bare end power cable for the 220 V models



| Description | Drum Material | Thermostat range | | | | | |
|----------------------|---------------|------------------|-------|-----------|-------|-----------|-------|
| | | 70°-160°F | | 75°-205°F | | 75°-425°F | |
| | | 120 V | 220 V | 120 V | 220 V | 120 V | 220 V |
| 5 US GALLONS | | | | | | | |
| 6" wide 300 W | Polyethylene | DC295 | DC296 | * | * | * | * |
| 3" wide 300 W | Metal | DC297 | DC298 | DC299 | DC300 | DC301 | DC302 |
| 15 US GALLONS | | | | | | | |
| 6" wide 375 W | Polyethylene | DC303 | DC304 | * | * | * | * |
| 3" wide 500 W | Metal | DC305 | DC306 | DC307 | DC308 | DC309 | DC310 |
| 30 US GALLONS | | | | | | | |
| 6" wide 500 W | Polyethylene | DC311 | DC312 | * | * | * | * |
| 3" wide 750 W | Metal | DC313 | DC314 | DC315 | DC316 | DC317 | DC318 |
| 55 US GALLONS | | | | | | | |
| 6" wide 750 W | Polyethylene | DC319 | DC320 | * | * | * | * |
| 3.25" wide 1000 W | Metal | DC321 | DC322 | DC323 | DC324 | DC325 | DC326 |
| 4.75" wide 1500 W | Metal | DC327 | DC328 | DC329 | DC330 | DC331 | DC332 |

* Polyethylene pails should not be heated beyond 160°F

THERMOSTAT CONTROL HEATERS

- Heats materials with good heat receptivity
- Made of aluminised steel; conjunction box made of galvanised steel
- Increases flow rate of viscous material
- Reaches and maintains a given temperature
- Thermostat bulb senses temperature and controls pre-set heat
- Three-heat switch allows three wattage ratings per thermostat setting
- HIGH setting uses Max. Watts; MEDIUM, 1/2 Max. Watts; LOW, 1/4 Max. Watts
- Neon pilot light
- 6' power cord



| Model No. | Drum Cap. Gal. | Drum Dia. " | Temp Range | Plug Type NEMA no. | Volts | Watts | Wt. lbs. |
|-----------|----------------|-------------|------------|--------------------|-------|-------|----------|
| DA072 | 55 | 22 1/2 | 60-250°F | 5-15 | 120 | 1750 | 15 |
| DA073 | 55 | 22 1/2 | 200-400°F | 5-15 | 120 | 1750 | 15 |
| DA092 | 55 | 22 1/2 | 60-250°F | 5-20 | 120 | 1920 | 15 |
| DA093 | 55 | 22 1/2 | 200-400°F | 5-20 | 120 | 1920 | 15 |
| DA094 | 55 | 22 1/2 | 60-250°F | 6-15 | 240 | 3000 | 15 |
| DA095 | 55 | 22 1/2 | 200-400°F | 6-15 | 240 | 3000 | 15 |
| DA090 | 5 | 11 1/4 | 60-250°F | 5-15 | 120 | 1500 | 5 |
| DA091 | 5 | 11 1/4 | 200-400°F | 5-15 | 120 | 1500 | 5 |
| DA087 | 16 | 14 1/2 | 60-250°F | 5-15 | 120 | 1500 | 8 |
| DA088 | 16 | 14 1/2 | 200-400°F | 5-15 | 120 | 1500 | 8 |

WATER BOIL-OFF HEATERS

- For use with 55-gallon steel drums only
- Features a 70-300°F thermostat range and a high limit cut off-switch that can be reset
- When water is reduced below the level of the heater the unit shuts off
- Plug type is NEMA no. 6-15
- 240 V, 3000 W, 6' power cord
- Weight: 14 lbs.


Model No. DA096



5-GALLON PAIL HEATERS

- Economy 5-gallon heater is suitable for use with plastic and metal pails
- For light duty applications like increasing flow of viscous fluids or heating water
- Aluminised construction
- Adjustable strap clamp allows heater to fit pails with straight or tapered sides from 9 1/2" to 12" in diameter
- 120 V, 100 W
- 6' power cord with standard three pin grounded plug
- Weight: 0.5 lb

Model No. DA074



PLASTIC DRUM HEATERS

- Specifically designed to heat materials contained in polyethylene drums or pails
- Pre-set bimetal thermostat is mounted directly on heating band; activated with on-off switch
- Heat delivered to drum does not exceed 165°F
- 9" wide heating band on 55-gallon model is double the width of standard heaters; increases heater surface area for a shorter heat-up time
- On-off indicator light
- 6' power cord



| Model No. | Drum Cap. Gal. | Drum Dia. " | Plug Type NEMA No. | Volts | Watts | Wt. lbs. |
|-----------|----------------|-------------|--------------------|-------|-------|----------|
| DA080 | 5 | 11 1/4 | 5-15 | 120 | 100 | 7 |
| DA081 | 55 | 22 1/2 | 5-15 | 120 | 800 | 15 |

VARIABLE CYCLE CONTROL HEATERS

- Designed to heat materials that have a tendency to burn or cook such as light oils, chemicals, food, and undercoating material
- Variable control cycles heat current on and off
- Ratio of 'time on' to 'time off' increases as setting switch is moved higher
- Cycling allows for a gentle heating of drum contents
- Three heat switch allows three wattage ratings per thermostat setting
- HIGH setting uses Max. Watts; MEDIUM, 1/2 Max. Watts; LOW, 1/4 Max. Watts
- Neon pilot light
- 6' power cord




| Model No. | Drum Cap. Gal. | Drum Dia. " | Plug Type NEMA no. | Volts | Watts | Wt. lbs. |
|-----------|----------------|-------------|--------------------|-------|-------|----------|
| DA084 | 5 | 11 1/4 | 5-15 | 120 | 1500 | 5 |
| DA082 | 16 | 14 1/2 | 5-15 | 120 | 1500 | 8 |
| DA085 | 55 | 22 1/2 | 5-20 | 120 | 1750 | 15 |
| DA086 | 55 | 22 1/2 | 6-15 | 240 | 3000 | 15 |

VALUE HEATERS

- Sturdy aluminised steel construction outlasts and outperforms all silicone rubber heaters
- 0-550°F adjustable thermostat offers wide flexibility when heating contents of 55 gallon, 22 1/2" diameter steel drums
- Heavy-duty, 6' grounded cordset plugs into standard 120 V outlets, 1250 W
- Weight: 8 lbs.

Model No. DA070



DRUM ACCESSORIES

DRUMS-UP™ TRAYS

THE INCIDENTAL SPILL SOLUTION!

- Catch liquid before it reaches the floor, reducing the risk of slip and fall injuries
- Ideal for use as a drum pumping station
- Secondary containment unit features a unique geometric design covering more floor area
- Drain hole makes emptying easy

DRUMS-UP™

- Contains drips for containers up to 55 US gallons
- Control nuisance spills from drums with a 20 US gallon capacity
- Convenient pour spout

DRUMS-UP JR™

- Containment for 16 to 30 US gallon drums and 5-gallon pails
- 7 1/2 US gallon capacity



DA104

Drum or pail not included



SD361



| Model No. | Mfg. No. | Description | Dimensions Dia." x H" | Wt. lbs. |
|-----------|----------|---------------|--------------------------|-------------|
| DA104 | 8091-YE | Drums-Up™ | 34 x 7 1/4 | 12 |
| SD361 | 8200-YE | Drums-Up Jr.™ | 22 3/4 x 7 1/2 | 4 |

SAFETY DRUM FUNNELS

- Suitable for handling flammables, minimise potentially dangerous spills
- Large 10 3/4" mouth provides quick dumping
- Steel construction with 6" flame arrestor for the DA102 and 32" flame arrestor for the DA101
- Hinged cover with fusible link reduces spread of vapours
- 2" NPS/NPT
- FM approved



| Model No. | Mfg. No. | Flame Arrestor" | Wt. lbs. |
|-----------|----------|-----------------|----------|
| DA102 | 8207 | 6 | 7.5 |
| DA101 | 8205 | 32 | 12 |

PROTECTIVE 55-GALLON DRUM LIDS

- Tough average 40-mil thick LDPE lids protect steel drum tops from corrosion and contamination
- Clear lid allows view of label on drum top




| Model No. | Description |
|-----------|-------------------------------|
| DA116 | Black Lid for Open Top Drum |
| DA117 | Clear Lid for Open Top Drum |
| DA118 | Black Lid for Closed Top Drum |
| DA119 | Clear Lid for Closed Top Drum |

UNIVERSAL POLY-DRUM FUNNEL™

- Patented scalloped design, high sidewall and bung fitting holders
- For use with 30 and 55 US gallon drums
- Funnel nest for compact shipment
- Safety funnel includes a non-sparking safety bung closure with flame arrestor for use with flammable liquids
- Optional cover keeps the weather out
- Dimensions: **Exterior** - 26" dia. x 5 1/2" H; **Interior** - 22" dia. x 4" H

SAH566



SAH565

| Model No. | Mfg. No. | Description | Wt. lbs. |
|-----------|------------|---------------|----------|
| SAH565 | 3004-4E | Funnel | 3 |
| SAH566 | 3004-YE-SF | Safety Funnel | 5 |
| SAH567 | 3040-YE | Funnel Cover | 3 |



SAFETY FUNNELS WITH VENT


- Provides safe waste solvent disposal due to automatic pressure and vacuum relief
- 9" diameter polyethylene funnel comes with brass safety vent and 6" flame arrestor
- Cap comes with safety chain to prevent loss
- 2" NPS/NPT
- FM approved
- Wt.: 2.5 lbs.

Model No. DA103 Mfg. No. 8211



CEASE-FIRE® ASHTRAYS - ALUMINUM HEADS

- Specially designed contoured head directs smoke and gas from any fire inside the container back into the combustion area
- Air supply is limited and flames are extinguished in seconds
- FM approved, corrosion-free aluminum heads provide easy clean-up and can be used with standard steel drums



| Model No. | Description | Wt. lbs. |
|-----------|--------------------------|----------|
| NI418 | For 30-Gallon Receptacle | 2.9 |
| NI419 | For 55-Gallon Receptacle | 4.3 |

FUSIBLE LINK SELF-CLOSING DRUM COVERS

- Convert open top 55 US gallon steel drums into fire-safe receptacles for combustible trash
- A replaceable fusible link assembly inside the cover melts at 165°F, automatically slamming the cover shut if a fire occurs in the drum
- Steel construction; solvent resistant, red baked-on-enamel finish
- Fits drums from 22 1/2" to 22 3/4" in diameter
- Weight: 10 lbs
- FM approved

Model No. DA097



DRUM CLOSURES

STEEL DRUM CLOSURES

- Made from premium deep-drawing quality steel
- Visegrip® plugs have a hexagonal shoulder for easy opening (no tools required)
- Titegrip™ plugs compatible with other opening types also available

STEEL DRUM FUSIBLE CLOSURES

- Used for drums containing combustible materials
- Made of reinforced nylon material
- Centre melts away when exposed to extreme heat allowing venting, thus reducing risk of explosion
- Titegrip™ plugs compatible with other opening types also available

POLY-DRUM CLOSURES

- Poly-Visegrip® closure specially designed for use in lined containers
- Requires no gaskets



STEEL DRUM CLOSURES

| Model No. | Size" |
|-----------|-------|
| DB891 | 3/4 |
| DC648 | 2 |

STEEL DRUM FUSIBLE CLOSURES

| Model No. | Size" | Torque req. (ft.-lbs.) |
|-----------|-------|------------------------|
| DB893 | 3/4 | 9 |
| DB894 | 2 | 20 |

POLY-DRUM CLOSURES

| Model No. | Size" | Threads |
|-----------|-------|---------|
| DB895 | 2 | NPS |
| DB896 | 2 | BSP |

SELF-CLOSING FAUCETS

- For non-flammable liquids only
- No flame arrestor
- 3/4" pipe thread
- Can be padlocked closed
- Natural zinc die cast finish

Model No. PE365



SELF-CLOSING FAUCETS W/SCREEN

- For use with flammable and non-flammable liquids
- Flame arrestor safety faucet
- Standard 3/4" tapered pipe thread
- Can be padlocked closed
- Natural zinc die cast finish

Model No. PE364



MANUAL-CLOSING POLY FAUCETS

- Ideal for use with non-flammable, often corrosive liquids
- Half turn on/off; stays open until shut-off
- Use 2" size for thick, viscous liquids or larger volume flow of thin liquid



| Model No. | Bung" | Wt. lbs. |
|-----------|-------|----------|
| DA048 | 2 | 0.50 |
| DA049 | 3/4 | 0.08 |

FAUCETS

- Approved for use with oils and non-flammables compatible with stainless steel
- Internal flame arrestor
- Teflon® gasket, 3/4" NPT connection
- FM approved



| Model No. | Description | Wt. lbs. |
|-----------|-----------------|----------|
| DC404 | Rigid Brass | 0.5 |
| DA043 | Stainless Steel | 2.00 |

GRADUATED DRUM GAUGES

- Constructed of heavy gauge glass in plated steel body with Buna-N seals
- Excellent for most oils, solvents and chemicals
- Combination gauge and faucet permits uninterrupted draining of drum contents with gauge in place
- Mounts through 3/4" bung hole
- Weight: 3 lbs.



| Model No. | Description |
|-----------|-------------------|
| DA064 | Gauge Only |
| DA065* | Gauge with Faucet |

* Zinc die cast faucet FM approved for viscous liquids only; no flame arrestor.

VERTICAL DRUM GAUGES

- Graduated in gallons, litres, quarters and eighths full
- Heavy steel and plastic construction with leak proof duronitrile gaskets
- Resistant to oil and many chemicals
- Available for 3/4" or 2" NPT bung opening
- Weight: 1 lbs.



| Model No. | Bung" |
|-----------|-------|
| DA069 | 3/4 |
| DA068 | 2 |

HORIZONTAL BRASS VENTS

- Horizontal vents are for use with drums in the horizontal pouring position
- Automatically relieves pressure at 5 PSI
- Flame arrestor prevents sparks and flame from igniting contents
- Manual vacuum relief by lifting and rotating the valve stem
- Maximum flow of 220 CFM at 20 PSI
- Fits 2" NPS bung in steel or plastic drums


Model No. PE362



SELF CLOSING GATE VALVES

- For use with viscous non-corrosive fluids heavier than SAE30 motor oil
- Heavy-duty brass construction
- Self-closing PTFE blade has fast, positive shut off when handle is released
- 4 1/2" wide handle
- Wide opening permits maximum flow
- Fits 2" bung in steel or plastic drums
- Weight: 7 lbs.

Model No. PE363



VERTICAL VENTS

- FM approved vents are for use with drums in the upright position
- Valve automatically opens to relieve internal pressure at 5 PSI
- Automatic vacuum relief permits 4 GPM flow through 3/4" faucet
- Fits 2" NPT bung opening



| Model No. | Description | Application | Wt. lbs. |
|-----------|---|----------------------|----------|
| DA607 | Brass Vent | Petroleum-Based | 0.5 |
| DA605 | Non-metallic Vent, Cad-plated flame arrestor | Petroleum-Based | 0.5 |
| DA606 | Non-metallic Vent, Stainless steel flame arrestor | Chlorinated Solvents | 1.0 |

DRUM FILL GAUGES

- When drum is almost full, indicator "pops up" to warn you
- Fits in standard 3/4" bung opening
- Length: 5"
- Bright red and yellow molded polyethylene
- Weight: 0.2 oz.
- FM approved

Model No. DA066
Mfg. No. 8530



DRUM ACCESSORIES

BUNG NUT WRENCHES

- Fits almost any metal or plastic, male or female bung nuts or plugs
- 13" overall length
- Offset handle
- Weight: 4 lbs.

Model No. DA638
Annealed Ductile Iron

Model No. DA637
Non-Sparking,
Manganese Bronze Alloy




UNIVERSAL PLUG WRENCHES

- Fits virtually all steel, plastic and fibre drum plugs
- 15 1/2" long for extra leverage and hand clearance
- For use with 3/4" and 2" pipe thread (NPT) size bungs
- Weight: 4 lbs.

Model No. DA635
Solid Ductile Iron

Model No. DA636
Non-Sparking, Zinc Aluminum Alloy



DRUM WRENCHES


- Socket head which fits over 3/4" plugs and prongs that fit the crossbar of 2" plugs
- Fits other types of closures too

Socket Head - 2.0 lbs.

Model No. DA643
Mfg. No. W0168

Non Sparking - 2.5 lbs.

Model No. DA647
Mfg. No. W0168S



DELUXE PLUG WRENCHES

- Non-sparking brass alloy wrench fits virtually all industrial drums including those with square or hex plugs, male or female bung nuts or plugs and fittings with lugs and crossbars
- Built-in 1 1/4" wrench for tightening faucets into drums; eliminates the need for extra tools
- Weight: 2 lbs.

Model No. PE359



DRUM LOCKS

- Safely secure drum contents without the risk of contamination
- Reduces theft, pilfering, sabotage and prevents "cocktailing" of contents
- Made of corrosion resistant, non-sparking zinc die cast, the units easily install around the drum bung flange with no risk of cross threading
- Sold as a pair, these drum locks fit the most popular style of steel 55-gallon (200 L) drums
- Set includes 2 lip seals and 2 interchangeable lock bars

Both sets are available without or with a No.3 Master Lock® padlock



| Model No. | Description | Size Lip Seal O.D. |
|-----------|----------------------|--------------------|
| DC282 | Without Lock | 1 x 3", 1 x 1 1/2" |
| DC289 | With Keyed Different | 1 x 3", 1 x 1 1/2" |
| DC291 | With Keyed Alike | 1 x 3", 1 x 1 1/2" |



DRUM UPENDERS

- This 40" long upender provides the necessary leverage for moving horizontal drums to a standing position
- 2 1/2" wide toe plate prevents denting of drum
- 1 1/2" hook fits over most drum heads
- Not for lowering drum
- Weight: 9 lbs.

MORSE

Model No. DA653



MANUAL DRUM DEHEADER

- Open any size and gauge steel drum quickly and easily, allowing drum recycling without the risk of fire from cutting with a torch
- Comfortable plastic hand grip
- Frame Material: Steel
- Blade Material: Steel
- Handle Length: 20"

Model No. DC603 Drum Deheader

Model No. DC607 Replacement Blade



STEEL PAIL OPENER

- Designed to open and close virtually any type of steel or plastic pail
- Cast steel construction for durability
- Yellow zinc-plated finish with molded blue plastic hand grip
- Includes a special cutting tool to open sealed lids on plastic pails
- Weight: 2 lbs.

Model No. DC041



PLASTIC PAIL OPENERS

- Ideal for opening non-UN plastic buckets and pails
- Unique leverage point ends cover distortion and cutting
- Holds pail down while it lifts lid evenly; lid lifts off in seconds
- Aluminum construction
- 16" long
- Weight: 0.5 lbs.

Model No. DA639



PAIL OPENER

- For use on plastic pails/buckets
- Made from durable plastic (nylon)
- Ergonomic and easy to use
- Non-sparking
- Rustproof
- Frame Material: Polymer
- Handle Length: 5"
- Colour: Black

Model No. DC824



BONDING & GROUNDING WIRES

Bonding and grounding wire assemblies dissipate the static electricity generated during the transfer of flammable liquids. Various clamp styles available to work with different containers. Required by OSHA for fluids with a flashpoint below 140°F.



HEAVY-DUTY BONDING & GROUNDING WIRE ASSEMBLIES

TWO HAND CLAMP CONNECTORS



| Model No. | Wire Length" | Wire Description |
|-----------|--------------|-----------------------|
| DA735 | 36 | Stainless Steel Cable |
| DA736 | 72 | Stainless Steel Cable |
| DA737 | 120 | Stainless Steel Cable |

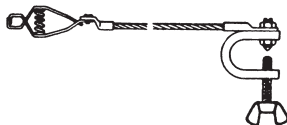
HAND CLAMP & 5/16" TERMINAL CONNECTORS



| Model No. | Wire Length" | Wire Description |
|-----------|--------------|-----------------------|
| DA738 | 36 | Stainless Steel Cable |
| DA739 | 72 | Stainless Steel Cable |
| DA740 | 120 | Stainless Steel Cable |

LIGHT-DUTY BONDING & GROUNDING WIRE ASSEMBLIES

ALLIGATOR CLIP & 3/4" BEAM CLAMPS



| Model No. | Wire Length" | Wire Description |
|-----------|--------------|------------------|
| DA621 | 36 | Stainless Steel |
| DA750 | 72 | Stainless Steel |
| DA751 | 120 | Stainless Steel |

TWO ALLIGATOR CLIPS



| Model No. | Wire Length" | Wire Description |
|-----------|--------------|------------------|
| DA622 | 36 | Stainless Steel |
| DA754 | 72 | Stainless Steel |
| DA755 | 120 | Stainless Steel |
| DA756 | 36 | PVC Coated |
| DA757 | 72 | PVC Coated |
| DA758 | 120 | PVC Coated |

ALLIGATOR CLIP & 5/16" TERMINAL CONNECTORS



| Model No. | Wire Length" | Wire Description |
|-----------|--------------|------------------|
| DA759 | 36 | Stainless Steel |
| DA760 | 72 | Stainless Steel |
| DA761 | 120 | Stainless Steel |

COILED GROUNDING CLAMPS

- Vinyl coated 1/8" cable resists corrosive environments to give years of service
- Unit is self-coiling to retract when not in use
- Includes one heavy duty REB clamp and one 1/4" terminal end



| Model No. | Description |
|-----------|-------------|
| DA632 | 5' coil |
| DA628 | 10' coil |
| DA777 | 15' coil |
| DB029 | 20' coil |
| DA778 | 30' coil |

HEAVY-DUTY HAND CLAMPS

- Grounding clamp for flammable drum loading
- Die cast aluminum body, stainless steel points and 55-lbs. spring enable clamp to consistently make positive metal to metal ground connection
- Accommodates all cable up to 5/32"; connection is made in clamp's handle held by dual Allen screw contacts

Model No. DA633



HEAVY-DUTY STATIC GROUNDING HAND WIND REELS

- Ruggedly constructed reels are an economical alternative to automatic retracting reels
- Fewer parts to maintain, allowing for years of trouble free service
- Highly compact storage of a wide range of cable lengths
- 100A solid copper alligator clip can be substituted with our heavier duty REB clamp when using this reel in outdoor areas or with painted, dirty or rusty surfaces
- Cable Type: Yellow Hytrel coated plated steel

DC489



| Model No. | Cord Length (feet) | Cable Size | Dimensions W" x D" x H" | Wt. lbs. |
|-----------|--------------------|---------------------------------|-------------------------|----------|
| DC489 | 50 | 3/32" I.D. coated to 5/32" O.D. | 9 1/5 x 5 3/10 x 9 7/10 | 9.8 |
| DC490 | 75 | 3/32" I.D. coated to 5/32" O.D. | 9 1/5 x 5 3/10 x 9 7/10 | 10.3 |
| DC491 | 100 | 3/32" I.D. coated to 5/32" O.D. | 9 1/5 x 5 3/10 x 9 7/10 | 10.8 |

RETRACTABLE GROUNDING WIRES

- Replace loose/tangled grounding cables with compact retractable reels
- For use where a discharge of static electricity could cause a spark and subsequent explosion
- Holds 20' to 100' of cable
- Positive latching mechanism holds cable at any length
- A slight pull on the cable releases the mechanism causing retraction
- Bearing surfaces are permanently lubricated
- Alligator clip included
- Heavy-duty reels have robust, weatherproof construction and coated cables
- Functions under extreme environmental conditions
- Available with REB clamp for when attaching clamp to painted, dirty or rusty surfaces



DA609



DB025

| Model No. | Cable Description | Length' | Wt. lbs. |
|-----------|-----------------------|---------|----------|
| DA609 | Light Duty | 20 | 3.5 |
| DA610 | Light Duty | 50 | 5.5 |
| DB025 | Heavy-Duty Open Style | 50 | 12 |
| DB026 | Heavy-Duty Open Style | 75 | 17 |
| DB027 | Heavy-Duty Open Style | 100 | 22 |

STATIC GROUNDING CLAMPS

- Cast aluminum construction, available with stainless steel points or brass "cup" points
- Large, heavy-duty clamp designed for grounding railcars, tanker trucks, barges and large vats
- Equipped with a quick release harness, which is designed to open the clamp automatically in case the operator forgets to remove the clamp prior to the vehicle's departure
- Isolated points available for connection to static monitoring system
- Clamp opens to 1 1/2"

| Model No. | Description | Configuration | Wt. lbs. |
|-----------|------------------------|-----------------------|----------|
| DC484 | Stainless Steel Points | 3 Points | 0.7 |
| DC485 | Stainless Steel Points | 1 Isolated Point | 0.7 |
| DC486 | Brass Cup Points | 1 Isolated Cup Point | 0.7 |
| DC487 | Brass Cup Points | 2 Isolated Cup Points | 0.7 |



DC484

DRUM PUMPS

BEFORE ORDERING ANY PUMP, ESTABLISHING COMPATIBILITY WITH THE MSDS OF THE FLUID USED IN APPLICATION IS A MUST! BOND/GROUND CABLES ON PAGE B65 ARE REQUIRED WHEN PUMPING FLAMMABLE OR COMBUSTIBLE LIQUIDS.

ROTARY DRUM PUMPS

POLYPROPYLENE

- For most water-soluble inorganic acids, waxes, detergents
- Fits 15 to 55-gallon drums with a 2" bung adaptor
- Transfer rate: 8 oz. per revolution
- **Wetted components:** 304 stainless steel, polypropylene, PVDF, PTFE and Viton®

Model No. DB998

KLETON



POLYPHENYLENE SULFIDE & STAINLESS STEEL

- Use with most aggressive chemicals such as hydrocarbons and ketones
- Fits 15 to 55-gallon drums with a 2" bung adaptor
- Transfer rate: 12 oz. per revolution
- **Wetted components:** 304 stainless steel, PVDF, polyphenylene sulfide and PTFE

Model No. DC335



#304 STAINLESS STEEL

- For most organic acids, alcohols and solvents
- Fits 15 to 55-gallon drums with a 2" bung adaptor
- Transfer rate: 8 oz. per stroke
- **Wetted components:** 304 stainless steel, PVDF and PTFE

Model No. DB759



PTFE

- For most aggressive chemicals such as acids and alkalines
- Fits 30 to 55-gallon drums with a 2" bung adaptor
- Transfer rate: 12 oz. per revolution
- **Wetted components:** Stainless steel, PVDF and PTFE

Model No. DB997



STEEL & CAST IRON

- For use with most medium viscosity petroleum fluid, light non-flammable and non-combustible fluids
- Dual directional operation allows pump to both empty and refill containers
- Fits 30 to 55-gallon drums with a 2" bung adaptor
- Transfer rate: 8 oz. per revolution
- **Wetted components:** Buna-N, cast iron, polyethylene, polypropylene and steel
- Steel discharge spout and polyethylene discharge hose of 1" diameter and 55" long included

Model No. DA528



DC098

Polyethylene discharge hose

ALUMINUM

- For Use With: Most Medium Viscosity & Non-Corrosive Petroleum Based Fluids
- Fits 5-, 15-, 30- and 55-gallon drums with a 2" bung adaptor
- Transfer Rate: 9.5 oz./Stroke
- Fits Gallon Size: 5-55 Gal.
- Body Material: Aluminum
- Adaptor Type: 2" Bung
- Transfer Rate: 9.5 oz. (280 CC) Per Revolution

Wetted components:

Aluminum, Rytan, Viton and Steel

Model No. DC806



ALUMINUM

- Use with most low viscosity, non-corrosive petroleum based fluids and lubricating oils up to SAE30
- Fits 15 to 55-gallon drums with a 2" bung adaptor
- Transfer rate: 6-3/4 oz. per revolution
- Includes a safety locking latch
- 3/4" dia. x 1.8 m long PVC nitrile discharge hose included
- **Wetted components:** Aluminum, Buna-N, PVC nitrile, steel and zinc

Model No. DC126



ALUMINUM & CAST IRON

- FM approved pump with 8' antistatic hose, nozzle, flame arrestor and vacuum breaker
- For use with class 1 and class 2 flammable and combustible liquids such as gasoline, alcohols, and other solvents
- Fits 15 to 55-gallon drums with a 2" bung adaptor
- Transfer rate: 10 gallons per minute
- **Wetted components:** Cast iron, steel, graphite, polypropylene, aluminum, EPDM rubber and Buna-N

Model No. DC505



PVC PULL TYPE PUMPS

- For use with most mild acids, detergents, water and solvents
- Good insulation from spark and fire
- Fits 5 to 55-gallon drums with 3/4" or 2" bung adaptor
- Transfer rate: 8 oz. per stroke
- **Wetted components:** Polypropylene, PVC, nylon and Viton®

Model No. DC116

KLETON



- For use with most mild acids, detergents, water and solvents
- Good insulation from spark and fire
- Fits 55-gallon drums with a 2" bung adaptor
- Transfer rate: 22 oz. per stroke
- **Wetted components:** PVC, nylon and Viton®

Model No. DC118



ALUMINUM DIAPHRAGM HAND PUMPS

- For use with most motor oil and other light petroleum products
- Fits 15 to 55-gallon drums with 2" bung adaptor
- Transfer Rate: 25.5 oz. per stroke
- Includes a safety locking latch
- **Wetted components:** Aluminum, Buna-N, Poly Acetal, 304 stainless steel and steel

Model No. DC068



KLETON

TRANSFER PUMPS

- Non-corrosive, double action piston pump is designed to handle most petroleum products, solvents and industrial chemicals with viscosities up to 2000 SSU
- Discharges approx. 1 quart per stroke with a suction lift to 15'
- Thermoplastic constructed pump has a polyester glass reinforced body, Viton® "O" ring and cork-nitrile gasket
- All internal metal parts in contact with liquid are 316 stainless steel
- **Includes:** 8' PVC black vinyl discharge hose, 2-piece 1" x 34" L polyester suction tube, polyester discharge spout and 2" bung adaptor

Model No. DA526



ROTARY LOBE PUMPS OVERVIEW

Lobe pumps are popular in diverse industries because they offer superb sanitary qualities, high efficiency, reliability, corrosion resistance and good clean-in-place and sterilize-in-place characteristics.

Rotary lobe pumps are non-contacting and have large pumping chambers. If wetted, they offer self-priming performance. A gentle pumping action minimizes product degradation. They also offer reversible flows and can operate dry for long periods of time.

Advantages:

- Pass medium solids
- No metal-to-metal contact
- Superior CIP/SIP capabilities
- Long term dry run (with lubrication to seals)
- Non-pulsating discharge

Wetted components:

Aluminum, Buna-N, cast iron, chrome plated, polypropylene, steel and zinc.

- For use with most low viscosity and non-corrosive petroleum based fluids
- Dual directional operation for rapid discharge
- Fits 55-gallon drums with a 2" bung adaptor
- Transfer rate: 1 L per revolution

Model No. DC111

KLETON



NYLON PULL TYPE PUMPS

KLETON

- For use with most lacquer thinners, mild acids, detergents, water and light viscosity petroleum liquids
- Fits 15 to 55-gallon drums with 2" bung adaptor
- Transfer rate: 14 oz. per stroke
- **Wetted components:** Polypropylene, nylon, 304 stainless steel and PTFE

Model No. DC128



POLYPROPYLENE PULL TYPE PUMPS

KLETON

Model No. DC127

- For use with most antifreeze, detergents, windshield fluids, glycerin, and mild acids
- Fits 15 to 55-gallon drums with 2" bung adaptor
- Transfer rate: 14 oz. per stroke
- **Wetted components:** Polypropylene, steel and Viton®



STAINLESS STEEL PULL TYPE PUMPS

KLETON

Model No. DA530

- Use with certain acids and alkalis
- Fits 5 to 55-gallon drums with a 2" bung adaptor
- Transfer rate: 8 oz. per stroke
- **Wetted components:** 304 stainless steel, brass, polyethylene and steel



Model No. DC117

- For use with most corrosive chemicals, water, and non-flammable solvents
- Good insulation from spark and fire
- Fits 55-gallon drums with a 2" bung adaptor
- Transfer rate: 22 oz. per stroke
- **Wetted components:** Polyethylene, polypropylene and silicone



Model No. DA531

- For most acids and corrosives
- Fits 5 to 55-gallon drums with a 2" bung adaptor
- Transfer rate: 8 oz. per stroke
- **Wetted components:** 304 stainless steel, 316 stainless steel, brass and PTFE



Model No. DA529

- For fast transfer of most acids and corrosives
- Fits 55-gallon drums with a 2" bung adaptor
- Transfer rate: 22 oz. per stroke
- **Wetted components:** 304 stainless steel, polyethylene and PTFE



Model No. DB845

- For fast transfer of most acids and corrosives
- Fits 55-gallon drum with a 2" bung adaptor
- Transfer rate: 22 oz. per stroke
- **Wetted components:** 304 stainless steel, 316 stainless steel and PTFE



Model No. DC115

- For use with most corrosive chemicals and non-flammable solvents
- Fits 5 to 55-gallon drums with 3/4" or 2" bung adaptor
- 360° discharge spout orientation
- Transfer rate: 16 oz. per stroke
- **Wetted components:** Polyethylene, polypropylene, silicone and steel



Model No. DA532

- Use with most non-corrosive chemicals and non-flammable solvents
- Fits 5 to 55-gallon drums with 3/4" or 2" bung adaptor
- 360° discharge spout orientation
- Transfer rate: 8 oz. per stroke
- **Wetted components:** Polypropylene, polyethylene, silicone and steel



STEEL PULL TYPE PUMPS

KLETON

Model No. DA527

- For most non-corrosive and non-flammable liquids
- Fits 5 to 55-gallon drums with a 2" bung adaptor
- Transfer rate: 8 oz. per stroke
- **Wetted components:** Brass steel and polyethylene



Model No. DC113

- For most water-soluble inorganic acids, waxes, detergents
- Fits 5-gallon pails with a 2" bung adaptor
- Transfer rate: 8 oz. per stroke
- **Wetted components:** Buna-N, polyethylene, leather and steel



Model No. DC114

- Use with most non-corrosive, light to medium viscosity liquids
- Fits 55-gallon drums with a 2" bung adaptor
- 3/4" diameter spout can be rotated to 180° and removed to expose garden hose thread
- Transfer rate: 22 oz. per stroke
- **Wetted components:** Polyethylene, steel and zinc



DRUM PUMPS

BEFORE ORDERING ANY PUMP, ESTABLISHING COMPATIBILITY WITH THE MSDS OF THE FLUID USED IN APPLICATION IS A MUST! BOND/GROUND CABLES ON PAGE B65 ARE REQUIRED WHEN PUMPING FLAMMABLE OR COMBUSTIBLE LIQUIDS.

ENVIRO-WEDGE™

The Enviro-Wedge™ increases the amount of product pumped out of 25-45 gallon drums. When the drum is nearly empty tilt it on an angle and position the wedge under the drum. Continue pumping until flow stops. 100% recycled, rugged polyethylene construction. Wt. 1.5 lbs.

Model No. DA660



POLYPROPYLENE LEVER TYPE PUMPS

Wetted components:

304 stainless steel, chrome plated, polyethylene, polypropylene and Viton®

- Use with certain water-based solvents, mild acids and light viscosity petroleum liquids
- Adapts to 1-1/2" or 2" bung adaptor for 5 to 55-gallon drums
- Transfer rate: 14 oz. per stroke

Model No. DC121



KLETON

PTFE LEVER TYPE PUMPS

Wetted components:

316 stainless steel and PTFE

- Use with certain water-based solvents, strongest acids or alkaline solutions
- Fits 5 to 55-gallon drums with a 1 1/2" or 2" bung adaptor
- Transfer rate: 14 oz. per stroke

Model No. DC123



KLETON

POLYPROPYLENE LEVER PUMPS

- Delivers approximately 10 ounces per stroke with a capability of 6 gallons per minute
- Manufactured of the highest quality polypropylene
- Will handle viscous materials equivalent to SAE #90 oil; also compatible with most acids, caustics and other mild liquids
- 2" bung adaptor and telescoping extension tube for use with 5 to 45-gallon drums
- 360° discharge spout orientation
- EPDM O-Rings

Model No. DA534



PAIL TYPE PUMPS

Wetted components:

Delrin®, polyethylene, PVC and steel

- Use with most engine oils, gear oils, and antifreeze
- Fits 5 gallon drums with a 2 1/4" bung adaptor
- Includes a 48" discharge hose fitted with curved metal spout at discharge end
- Transfer rate: 2 oz. per stroke
- Comes with a Rieke® adaptor

Model No. DC129



KLETON

POLYPHENYL SULFIDE LEVER TYPE PUMPS

Wetted components:

316 stainless steel, polypropylene, polyphenylene sulfide and PTFE

- Use with most water-based solvents, strong acids or alkalis and light viscosity petroleum liquids
- Fits 5 to 55-gallon drums with a 1 1/2" or 2" bung adaptor
- Transfer rate: 14 oz. per stroke

Model No. DC122



KLETON

STEEL LEVER TYPE PUMPS

Wetted components:

Brass, Buna-N, polyethylene, steel and zinc

- Use with most dispensing and transferring non-corrosive and petroleum based fluids
- Cushioned vinyl grip handle
- Discharge spout can be rotated 180° and removed to expose gardenhose threaded outlet
- Adapts to 1-1/2" or 2" bung adaptor for 30 to 55-gallon drums
- Transfer rate: 11 oz. per stroke

Model No. DC124



KLETON

SAFETY PUMPS

- Constructed of highly polished carbon steel with Teflon® piston, packing and gasket for exceptional chemical and solvent resistance
- Steel pickup tube with internal screen keeps debris out of pump
- Pumps 8 oz. per stroke, designed to fit 55-gallon drums
- Comes complete with internal flame arrestor, steel bung adaptor to aid static grounding, and heavy duty bonding wires to remove hazardous static charge
- FM approved for handling flammables
- Also available in stainless steel for corrosive flammable liquids

Model No. DA513 Carbon Steel

Model No. DB831 Stainless Steel



POLYETHYLENE SIPHON PUMPS

Wetted components:

Polyethylene

- Use with most water based liquids, light oils, and detergents
- Air vent in handle controls flow
- Fits 5-gallon pails
- Transfer rate: 2 gallons/minute

Model No. DC120

KLETON



Wetted components:

Polyethylene

- Use with most water based liquids, light oils and detergents
- Air vent in handle controls flow
- Fits 15 to 55-gallon drums with 2" bung adaptor
- Transfer rate: 7 gallons/minute

Model No. DC119

KLETON



ACID TRANSFER PUMPS

- Designed to transfer most acids
- Body and shaft are constructed of a special polyvinyl chloride with the valves and patented seal of DuPont®'s Viton®
- Intake tube is 38" long and 1 1/2" dia.
- Flow rate is 28 oz. per stroke
- Complete with 3' polyethylene discharge tubing

Warning: Not compatible with most alkalis, acetic acid (30%), hydrofluoric acid and methyl alcohol



BECKSON

| Model No. | Adaptor Style |
|-----------|------------------|
| DA810 | Std. 2" IPS Bung |

ALKALI TRANSFER PUMPS

- Designed to transfer detergents, waxes, alkalis and certain acids
- Body and shaft are constructed of a special polyvinyl chloride with the valves and seals of DuPont® Hypalon®
- Intake tube is 38" long and 1 1/2" dia.
- Flow rate is 28 oz. per stroke
- Compatible with most alkalis, hydrofluoric acid, acetic acid (30%) and methyl alcohol
- Complete with 3' polyethylene discharge tubing



BECKSON

| Model No. | Adaptor Style |
|-----------|------------------|
| DA811 | Std. 2" IPS Bung |

PETROLEUM DRUM PUMPS

- Designed to transfer petroleum products
- Body and shaft are constructed of a special polyvinyl chloride with valves of polyurethane, seals of Buna-N and a reinforced vinyl hose
- Intake tube is 38" long and 1 1/2" dia.
- Flow rate is 28 oz. per stroke
- Compatible with petroleum products
- Complete with 3' vinyl discharge tubing



BECKSON

| Model No. | Adaptor Style |
|-----------|------------------|
| DA812 | Std. 2" IPS Bung |

AIR-OPERATED GREASE PUMPS

- Ideal for applications having continuous need for high pressure grease
- 50:1 ratio pump
- Recommended air pressure between 60 and 125 PSI
- Air inlet: 1/4" NPT (female)
- Grease outlet: 1/4" NPT (female)
- Fits 5-gallon and 16-gallon pails
- Comes complete with drum cover, rubber-lined follower plate, 7' of high pressure grease hose, Z swivel and grease control valve

aurora tools

AC496



Model No. AC496
For 25-50-lb. pails

Model No. AC497
For 120-lb. pail

PORTABLE CAST IRON TRANSFER PUMP

- Expected Life Cycle: 2000 hrs
- Seal Design: O-Ring
- Seal Material: Silicone Rubber
- Discharge Diameter: 3/4" NPT
- Inlet Diameter: 3/4" NPT
- Amperage: 0.8 A
- Convenient carrying handle for easy transport
- Durable cast iron volute
- Built-in automatic thermal overload protector
- 3/4" brass adapters connect to standard garden hose
- Motor: 1/2 HP
- Max. Flow Rate: 950 GPH
- Voltage: 115 V
- Suction Head: 80'
- Manufacturer's Warranty: 2 years
- Includes: (1) Water Suction Attachment, (1) Thermoplastic Submersible Sump Pump



Model No. DC841

AUTOMATIC SUBMERSIBLE UTILITY PUMPS

- Certified for sale in Canada by an accredited certification body
- Corrosion-resistant, reinforced thermoplastic construction
- Bottom suction design filters debris and removes water down to 1/4" from surface
- Permanent split capacitor motor and built-in automatic thermal overload protector
- 1" NPT discharge, 3/4" adapter included
- 10' power cord
- Automatically turns on when 1-1/2" of water is detected; turns off when water level falls below 1/4"
- Motor: 1/3 HP
- Max. Flow Rate: 2160 GPH
- Voltage: 115 V
- Amps: 4 A

Model No. DC652



PORTABLE TRANSFER PUMPS

- Built-in automatic thermal overload protection
- Convenient carrying handle for easy transport
- Certified for sale in Canada by an accredited certification body
- 3/4" NPT discharge
- 6' power cord
- Motor: 1/10 HP
- Max. Flow Rate: 264 GPH
- Voltage: 115 V
- Suction Head: 46'

Model No. DC655



STAINLESS STEEL HOUSING-CAST IRON BASE SUMP PUMPS

- Certified for sale in Canada by an accredited certification body
- Stainless steel motor shell with durable cast iron volute
- Oil-filled permanent split capacitor motor
- Built-in automatic thermal overload protector
- Works with vertical or piggy back float switch for automatic operation
- Certified for sale in Canada by an accredited certification body
- 1-1/2" discharge
- 8' power cord



| Model No. | HP | Volts | Amps | Max Flow Rate GPH |
|-----------|-----|-------|------|-------------------|
| DC659 | 1/3 | 115 | 4.5 | 3630 |
| DC660 | 1/2 | 115 | 5 | 4400 |

SUBMERSIBLE UTILITY PUMPS

- Certified for sale in Canada by an accredited certification body
- Corrosion-resistant, reinforced thermoplastic construction
- Bottom suction design filters debris and removes water down to 1/4" from surface
- Built-in automatic thermal overload protector motor
- 3/4" NPT discharge, 1 1/4" adapter included
- 10' power cord



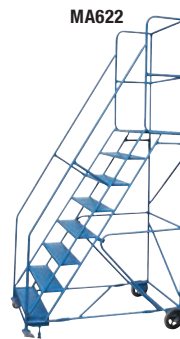
| Model No. | HP | Volts | Amps | Max Flow Rate GPH |
|-----------|-----|-------|------|-------------------|
| DC651 | 1/3 | 115 | 4 | 2160 |

ROLLING LADDER STANDS

ROLLING LADDER STANDS

- Ideal wherever there is a need to reach bulky materials
- Roll easily into position and lock firmly to the floor for maximum safety
- 2 to 6-step ladders operate on spring-loaded casters
- Casters retract under operator's weight, rubber feet drop down
- First step on all 8 to 16-step ladders activates the floor locking mechanism (step off and kick release to make the ladder mobile)
- Non-clogging slip-resistant steel steps
- Frame is rugged welded 1" round steel tubing
- 8 to 16-step ladders shipped knocked down, easily assembled
- Capacity: 300 lbs.
- Durable Kleton blue enamel finish
- CSA certified to the ANSI A14.7 standard

Note:
Ladders are not to be used as work platforms.

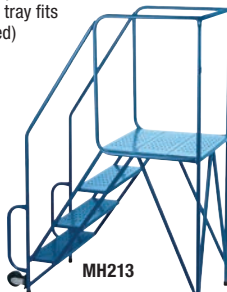


| Model No. | No. of Steps | Top Step Height" | Overall Height" | Top Step W" x D" | Base W" x D" | Wt. lbs. |
|--------------------------|--------------|------------------|-----------------|------------------|--------------|----------|
| WITHOUT HANDRAILS | | | | | | |
| MA612 | 2 | 19 | 19 | 22 x 16 | 24 x 26 | 32 |
| MA613 | 3 | 28 | 28 | 22 x 16 | 24 x 30 | 42 |
| MH279 | 4 | 37 | 37 | 22 x 16 | 24 x 37 | 52 |
| MA615 | 5 | 46 | 46 | 22 x 16 | 24 x 41 | 61 |
| WITH HANDRAILS | | | | | | |
| MA614* | 4 | 37 | 78 | 22 x 16 | 30 x 36 | 78 |
| MA616* | 5 | 46 | 87 | 22 x 16 | 30 x 46 | 89 |
| MA617* | 6 | 55 | 95 | 22 x 16 | 30 x 51 | 100 |
| MA622** | 8 | 72 | 113 | 30 x 16 | 38 x 60 | 180 |
| MA623** | 10 | 89 | 130 | 30 x 16 | 38 x 72 | 230 |
| MA624** | 12 | 109 | 149 | 30 x 16 | 38 x 80 | 250 |
| MA625** | 14 | 128 | 167 | 30 x 16 | 38 x 93 | 275 |
| MA626** | 16 | 144 | 185 | 30 x 16 | 38 x 104 | 305 |

* Only front casters are spring loaded. ** Locking step.

MECHANICS/MAINTENANCE ROLLING LADDER STANDS

- Double-straddle base puts worker in close proximity for hard-to-reach jobs
- Tilt and roll wheelbarrow mobility allows easy movement over rough surfaces
- Oversize 22" W x 24" D top step for easier worker movement
- Removable 24" W x 10" D tool tray fits on front or side railing (included)
- Capacity: 300 lbs.
- Durable Kleton blue enamel finish
- Meets ANSI standard A14.7



| Model No. | No. of Steps | Top Step Height" | Overall Height" | Base W" x D" | Wt. lbs. |
|-----------|--------------|------------------|-----------------|--------------|----------|
| MH212 | 3 | 28 | 58 | 24 x 44 | 85 |
| MH213 | 4 | 38 | 68 | 24 x 50 | 98 |
| MH214 | 5 | 47 | 77 | 24 x 56 | 112 |
| MH215 | 6 | 57 | 87 | 24 x 68 | 125 |

ROLLING STEP STANDS

- Ideal wherever there is a need to reach materials
- Rolls easily into position and locks firmly to the floor for maximum safety
- All the ladders operate on spring-loaded casters
- Casters retract under operator's weight and rubber feet drop down
- Non-clogging slip-resistant steel steps
- Frame is welded 1" round steel tubing
- Capacity: 300 lbs.
- Durable Kleton blue enamel finish
- Meets ANSI standard A14.7

| Model No. | No. of Steps | Step W" x D" | Top Step W" x D" x H" | Base W" x D" | Wt. lbs. |
|-----------|--------------|--------------|-----------------------|--------------|----------|
| VC131 | 2 | 18 x 8 | 18 x 16 x 19 | 20 x 26 | 28 |
| VC132 | 3 | 18 x 8 | 18 x 16 x 28 | 20 x 30 | 38 |
| VC133 | 4 | 18 x 8 | 18 x 16 x 37 | 20 x 37 | 48 |
| VC134 | 5 | 18 x 8 | 18 x 16 x 46 | 20 x 41 | 57 |

TILT-N-ROLL LADDER STANDS

- Balanced design allows ladder to tilt into the rolling position
- Ladder moves easily two 4" casters
- 1-piece all-welded steel construction
- Legs have reinforced rubber tips that hold ladder secure during use
- Oversize 22" W x 24" D top step allows worker more freedom/movement and comfort
- 30" high rails with 24" wide expanded metal steps
- Capacity: 300 lbs.
- Durable Kleton blue enamel finish
- Meets ANSI standard A14.7



Optional Tool Tray MH242

| Model No. | No. of Steps | Top Step Height" | Overall Height" | Base W" x D" | Wt. lbs. |
|-----------|--------------------|------------------|-----------------|--------------|----------|
| MD603 | 3 | 27 | 57 | 25 x 44 | 70 |
| MD604 | 4 | 38 | 68 | 25 x 50 | 81 |
| MD605 | 5 | 47 | 77 | 25 x 56 | 93 |
| MD606 | 6 | 56 | 86 | 25 x 62 | 105 |
| MH242 | Optional tool tray | | | | 9 |



ROLLING LADDERS

PORTABLE FOLDING LADDERS

- Foldable locking design saves onstorage space when not in use
- Welded construction
- 58° slope, 7" deep steps for easy climbing
- Perforated step
- Locks in the folded or climbing positions
- Approximately 10" deep when folded for easy storage
- Maximum capacity: 350 lbs.

KLETON



| Model No. | No. of Steps | Top Step Height" | Open W" x L" | Folded Dimensions W" x D" x H" | Wt. lbs. |
|-----------|--------------|------------------|--------------|--------------------------------|----------|
| VC436 | 2 | 20 | 24 x 17 | 24 x 10 x 41 | 30 |
| VC437 | 3 | 30 | 24 x 23 | 24 x 10 x 52 | 35 |
| VC438 | 4 | 40 | 24 x 30 | 24 x 10 x 65 | 42 |

ALUMINUM ROLLING LADDERS

- Widely used in hospitals, banks, offices, pharmaceutical and food processing applications
- Corrosion resistant, easy to clean and non-magnetic
- 3/4" schedule 40, 1-1/16" O.D. pipe
- 7" deep steps
- 14" deep top step
- Slip-resistant ribbed tread style steps, a more aggressive serrated is available upon request for all sizes
- Spring-loaded casters included on 2-7 step models only
- Step lock included on 8-12 step models only
- Capacity: 350 lbs.
- All-welded with unpainted aluminum mill finish
- Complies with OSHA and ANSI standards



TRIARC

| Number of Steps | Top Step Height" | Overall Height" | 16" W Step Model No. | Base W" x D" | 24" W Step Model No. | Base W" x D" |
|--------------------------|------------------|-----------------|----------------------|--------------|----------------------|--------------|
| WITHOUT HANDRAILS | | | | | | |
| 1 | 10 | 10 | VC470 | 16 x 14 | VC471 | 24 x 14 |
| 2 | 20 | 20 | VC472 | 19 x 24 | VC473 | 28 x 24 |
| 3 | 30 | 30 | VC474 | 21 x 30 | VC475 | 28 x 30 |
| 4 | 40 | 40 | VC476 | 21 x 36 | VC477 | 29 x 36 |
| WITH HANDRAILS | | | | | | |
| 2 | 20 | 52 | VC478 | 19 x 24 | VC479 | 28 x 24 |
| 3 | 30 | 62 | VC480 | 21 x 31 | VC481 | 29 x 31 |
| 4 | 40 | 72 | VC482 | 21 x 37 | VC483 | 30 x 37 |
| 5 | 50 | 82 | VC484 | 21 x 44 | VC485 | 30 x 44 |
| 6 | 60 | 92 | VC486 | 26 x 51 | VC487 | 32 x 51 |
| 7 | 70 | 102 | VC488 | 26 x 57 | VC489 | 32 x 57 |

Also available in other sizes and tread styles

ROLL & FOLD STEEL ROLLING LADDERS

- Mobile ladder can be folded for space-saving storage or transporting
- Ideal for use on asphalt or similar rough surfaces
- 1-1/16" tubular steel construction
- 16" W x 10" D top step with 16" W x 7" D intermediate steps
- Two 10" diameter semi-pneumatic wheels on rear of ladder, reinforced rubber tips on front legs to secure ladder during use
- Capacity: 450 lbs.
- Grey powder coat finish
- Complies with OSHA and ANSI standards
- Shipped knocked down

TRIARC



| Number of Steps | Top Step Height" | Base W" x D" | Overall Height" | Perforated Step Tread Model No. | Grip Strut Step Tread Model No. |
|-----------------|------------------|--------------|-----------------|---------------------------------|---------------------------------|
| 6 | 66 | 27 x 50 | 90 | VC523 | VC533 |
| 7 | 76 | 27 x 57 | 100 | VC524 | VC534 |
| 8 | 86 | 36 x 63 | 112 | VC525 | VC535 |
| 9 | 96 | 36 x 70 | 122 | VC526 | VC536 |
| 10 | 106 | 36 x 77 | 132 | VC527 | VC537 |
| 11 | 116 | 36 x 83 | 142 | VC528 | VC538 |
| 12 | 126 | 36 x 90 | 152 | VC529 | VC539 |

Also available in other sizes

ROLLING STEP LADDER

- Ideal wherever there is a need to reach bulky materials
- Rolls easily into position and locks firmly to the floor for maximum safety
- Ladder operates on spring-loaded casters
- Casters retract under operator's weight, rubber feet drop down
- Non-clogging slip-resistant steel steps
- Frame is rugged welded 1" round steel tubing
- Durable KLETON blue enamel finish
- Constructed with handrails for extra support
- Frame Material: Steel
- Step Type: Perforated
- Certification(s): ANSI standard A14.7
- Step Size: 18" W x 8" D
- Top Step Size: 18" W x 16" D

Note: Ladder is not to be used as a work platform

KLETON



| Model No. | No. of Steps | Overall Height" | Platform Dim. H" x D" | Wt. lbs. |
|-----------|--------------|-----------------|-----------------------|----------|
| VD441 | 4 | 78 | 37 x 16 | 73 |
| VD442 | 5 | 87 | 46 x 16 | 82 |
| VD443 | 6 | 95 | 55 x 16 | 92 |

ALL DIRECTIONAL STEEL ROLLING LADDERS

- Ladder turns within its own radius; rolls in all directions
- 1 1/16" tubular steel construction
- 24" W x 10" D top step with 24" W x 7" D intermediate steps
- Step lock standard on all models
- Capacity: 450 lbs.
- Grey powder coat finish
- Complies with OSHA and ANSI standards
- Shipped knocked down

TRIARC



| Number of Steps | Top Step Height" | Base W" x D" | Overall Height" | Perforated Step Tread Model No. | Grip Strut Step Tread Model No. |
|-----------------|------------------|--------------|-----------------|---------------------------------|---------------------------------|
| 7 | 70 | 35 x 56 | 106 | VC540 | VC550 |
| 8 | 80 | 35 x 63 | 116 | VC541 | VC551 |
| 9 | 90 | 35 x 68 | 126 | VC542 | VC552 |
| 10 | 100 | 35 x 75 | 136 | VC543 | VC553 |
| 11 | 110 | 35 x 82 | 146 | VC544 | VC554 |
| 12 | 120 | 35 x 89 | 156 | VC545 | VC555 |

Also available with a 50° forward descent safety angle

50° SAFETY SLOPE STEEL ROLLING LADDERS

- 1 1/16" tubular steel construction
- 24" W x 17" D top step with 24" W x 8 1/2" D intermediate steps
- Step lock included on all models
- Capacity: 450 lbs.
- Grey powder coat finish
- Complies with OSHA and ANSI standards
- Shipped knocked down

TRIARC



| Number of Steps | Top Step Height" | Base W" x D" | Overall Height" | Perforated Step Tread Model No. | Grip Strut Step Tread Model No. |
|-----------------|------------------|--------------|-----------------|---------------------------------|---------------------------------|
| 6 | 60 | 35 x 66 | 96 | VC607 | VC621 |
| 7 | 70 | 35 x 74 | 106 | VC608 | VC622 |
| 8 | 80 | 35 x 82 | 116 | VC609 | VC623 |
| 9 | 90 | 35 x 91 | 126 | VC610 | VC624 |
| 10 | 100 | 35 x 99 | 136 | VC611 | VC625 |
| 11 | 110 | 35 x 107 | 146 | VC612 | VC626 |
| 12 | 120 | 35 x 116 | 156 | VC613 | VC627 |

Also available in other sizes

WORK PLATFORMS & SCAFFOLDING

HIGH WORK MAINTENANCE PLATFORMS

- Convert forklift truck into safe, efficient work platform
- Take care of overhead maintenance problems without setting up ladders or scaffolds
- Non-skid platform
- 72" safety mesh backscreen keeps operator and equipment away from lift mechanism
- Forks slip easily into pockets and are secured with safety chains
- Load capacity: 1000 lbs.
- No assembly required

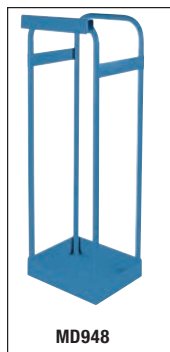
KLETON

Note:

Kleton maintenance platforms meet or exceed ASME B56.1 safety standard when a safety harness and lanyard are worn.



MD444



MD948



MI787

| Model No. | Description | Wt. lbs. |
|-----------|---|----------|
| MD444 | High Work Platform - 36" x 36" platform | 230 |
| MH800 | High Work Platform - 48" x 48" platform | 300 |
| MD338 | Optional 6" Caster Kit | 10 |
| MD948* | Light Bulb Caddy 15" W x 15" D x 43" H | 25 |

OPTIONAL TOOL TRAYS

| | | |
|-------|--|---|
| MI787 | 36" L x 4" W x 3" D, Fits on model MD444 | - |
| MI788 | 48" L x 4" W x 3" D, Fits on model MH800 | - |

* Mounts on models MD444 and MH800

STEEL SCAFFOLDING

- Multi-level working area
- 1" O.D. 16-gauge steel frame
- Two anti-slip 14-gauge steel platforms
- Height: 4'
- Reach: 9'
- 4" heavy-duty double locking casters
- Units fold/collapse for easy storage
- Capacity: 500 lbs.
- Yellow powder coat finish
- Meets and exceeds CSA, OSHA & ANSI standards

METALTECH

| Model No. | Overall Dimensions L" x W" x H" | Weight lbs. |
|-----------|------------------------------------|----------------|
| VC782 | 41 x 22 1/2 x 45 3/4 | 50 |
| VC781 | 49 1/2 x 22 1/2 x 57 3/4 | 59 |

Note: More sizes & options available upon request



VC781



VC782

DELTA™ HARNESSES

- Patented triangular No-Tangle™ design
- Repel™ webbing is water repellent
- Spring-loaded stand-up dorsal D-ring
- Impact indicators provide a visual alert that the harness has been involved in a fall
- Features tongue-buckle leg connections
- Universal size
- Certified to CSA standard Z259.10, Class A

Model No. SEB406 Mfg. No. 1102000C



3M
DUI
SALA
Fall Protection



EZ-STOP™ SHOCK ABSORBING LANYARDS

- Features the lightest, smallest, and strongest shock absorber in the world
- Thinnest-ever webbing using HI-10™ Vectran® energy management material, a multifilament high tenacity performance yarn spun from liquid crystal polymer that is five times stronger than steel
- Repel™ webbing repels water to reduce the attraction of mold and dirt
- High abrasion resistance
- Excellent chemical and cut resistance
- High impact resistance

Model No. SEJ420 Mfg. No. 1246011C



3M
DUI
SALA
Fall Protection



EMERGENCY STOP SWITCHES

- Safety kill switch for person on work platform
- Will cut power to forklift in case of an emergency
- Consists of control box for platform, plug-in box (to be installed on forklift), and wire that extends 6' to 20'
- Switch is easy to install
- Recommended for maintenance platform MD444 and MH800

Model No. MD328



MD328

MAXI SQUARE ALUMINUM SCAFFOLDING

- Lightness and sturdiness
- Can be used in stairways
- Anodized aluminum tube 1 1/2" sq. frame
- Anti-slip anodized aluminum platform adjusts every 2", comes with one platform
- Dimensions: 6' 2" L x 2' 5" W x 6' 3" H
- Capacity: 700 lbs.
- Weight: 90 lbs.

Model No. VC032



VC032

ACCESSORIES

METALTECH

| Model No. | Description |
|-----------|--------------------------------------|
| VC203 | Set of Four Outriggers w/Casters |
| VC202 | 5" Swivel Caster with Locking System |
| VC204 | Guardrail System |

STEP STOOLS, STANDS & LADDERS

HEAVY-DUTY STEP STOOL

- Comes with a double platform with non-slip rubber tread
- Spring-loaded casters retract under slight pressure, forcing base to the floor
- 11" diameter upper platform and 13 1/2" diameter lower platform
- 17 1/4" diameter base has an all-around protective bumper
- 16 1/2" overall height
- Capacity: 330 lbs.
- Wt.: 10 lbs.

Model No. ON528

KLETON



STEP STOOLS

- Tough 1-piece poly construction with anti-skid bottom
- Threaded top and expanded step
- 16" diameter base provides added stability
- Glides easily on retractable rubber casters
- 13.5" overall height
- Capacity: 350 lbs.
- Wt.: 7 lbs.

OA300




| Model No. | Mfg. No. | Colour |
|-----------|----------|--------|
| OA299 | 2523BL | Black |
| OA300 | 2523BE | Beige |



INDUSTRIAL STEP STOOLS

- Durable, nestable, corrosion-proof
- Moulded-in handles make them easy to carry
- Includes rubber feet and a non skid tape surface
- Capacity: 500 lbs.
- Colour: Safety Yellow

MN532



TECHSTAR
PLASTICS INC.

| Model No. | Description | Overall Dimensions L" x W" x H" | Wt. lbs. |
|-----------|-------------|------------------------------------|-------------|
| MN531 | Single Step | 28 x 20 x 13 | 10 |
| MN532 | Double Step | 36 x 28 x 20 | 20 |

INDUSTRIAL STEP STOOLS

- Durable, corrosion-proof, 500-lb. capacity polyethylene construction
- Two, three and four step stools have rear opening to access storage compartments
- Four-step stool comes standard with handrails and casters
- Hand holes and light weight combine for easy manoeuvrability
- All stools include rubber feet and non skid tape surface
- Safety yellow for visibility
- Also available in other colours




MN601

| Model No. | Description | Overall Dimensions L" x W" x H" | Wt. lbs. |
|-----------|---------------------|------------------------------------|-------------|
| MN599 | Single Step | 18 x 12 x 12 | 7.5 |
| MN600 | Double Step | 24 x 21 x 19-1/8 | 16.2 |
| MN601 | Triple Step | 32 x 22 x 30 | 33 |
| MN644 | Quad Step w/Casters | 43 x 22 1/2 x 66 | 53 |

NESTABLE INDUSTRIAL STEP STOOLS

- Durable, nestable, corrosion-proof
- Hand holes and light weight combine for easy manoeuvrability
- Includes rubber feet and a non skid tape surface
- Pronounced ribbing provides additional structural support
- Capacity: 500 lbs.
- Colour: Safety Yellow



MN658

| Model No. | Description | Overall Dimensions L" x W" x H" | Wt. lbs. |
|-----------|-------------|------------------------------------|-------------|
| MN656 | Single Step | 25 x 25 x 10 1/2 | 8.5 |
| MN657 | Single Step | 25 x 25 x 14 3/4 | 11 |
| MN658 | Double Step | 32 3/4 x 25 3/4 x 20 | 18.5 |
| MN659 | Double Step | 33 x 25 3/4 x 24 | 19 |

STEP STANDS

- Rugged all-welded construction
- Rolling stands come with spring-loaded casters
- Dimensions: 16" D x 12" H • Capacity: 300 lbs.
- Durable Kleton blue enamel finish
- Meets ANSI standard A14.7

KLETON



MH225

STEP STANDS

| Model No. | Base Width" | Platform Dim. W" x D" | Wt. lbs. |
|-----------|-------------|--------------------------|-------------|
| MH228 | 20 | 18 x 16 | 11 |
| MH229 | 24 | 22 x 16 | 13 |
| MH230 | 32 | 30 x 16 | 16 |

ROLLING STANDS

| Model No. | Base Width" | Platform Dim. W" x D" | Wt. lbs. |
|-----------|-------------|--------------------------|-------------|
| MH225 | 20 | 18 x 16 | 17 |
| MH226 | 24 | 22 x 16 | 19 |
| MH227 | 32 | 30 x 16 | 22 |

BIOS™ STEP STOOL LADDER

- Aluminum ladder cart is ideal for home, office or store use
- Strong and lightweight aluminum construction
- Converts from a step stool into a hand truck
- Hand truck nose plate measures 15" wide
- Rolls on 4" diameter wheels
- No. of Steps: 3
- Overall Height: 38 1/2"
- Overall Length: 20"
- Overall Width: 18"
- Ladder Dimension: 14" x 32" x 47"
- Trolley Dimensions: 14 1/2" x 16 1/2" x 50"
- Hand Truck Capacity: 132 lbs.
- Step Stool Capacity: 330 lbs.
- Step Rise: 10"

Model No. M0009


BIOS
Professional



WORK STEP STANDS

- Solid all-welded construction
- Elevate workers to comfortable working heights
- Provides solid footing around machinery and other work areas
- Capacity: 800 lbs.
- Durable Kleton blue enamel finish
- Meets ANSI standard A14.7

| Model No. | Platform Dim. W" x D" | Top Step Height" | Wt. lbs. |
|-----------|--------------------------|------------------|-------------|
| VC127 | 24 x 32 | 6 | 28 |
| VC128 | 32 x 32 | 6 | 34 |
| VC129 | 24 x 32 | 12 | 32 |
| VC130 | 32 x 32 | 12 | 38 |



VC127

KLETON



REPLACEMENT PARTS

| Model No. | Description |
|-----------|-----------------|
| VC055 | Rubber Foot Tip |

KLETON



TILT-N-ROLL STEP STANDS

- Frame is welded 1" round steel tubing
- Non-clogging slip-resistant steel steps
- Handle allows step stand to move easily on two 4" casters
- Capacity: 300 lbs.
- Durable Kleton blue enamel finish
- Meets ANSI standard A14.7

VC336



| Model No. | No. of Steps | Step Dimension W" x D" | Top Step W" x D" | Top Step Height" | Base Dim. W" x D" | Wt. lbs. |
|-----------|--------------|---------------------------|---------------------|---------------------|----------------------|-------------|
| VC335 | 1 | 22 x 8 | 22 x 16 | 12 | 29 x 16 | 24 |
| VC336 | 2 | 22 x 8 | 22 x 16 | 19 | 29 x 24 | 33 |

FIBREGLASS LADDERS

WHAT HEIGHT?

STEPLADDER

| Max. Height You Want to Reach* | Buy This Size |
|--------------------------------|---------------|
| 7' | 4' |
| 8' | 5' |
| 9' | 6' |
| 10' | 7' |
| 11' | 8' |
| 12' | 10' |
| 14' | 12' |
| 16' | 14' |
| 18' | 16' |
| 20' | 18' |
| 22', 24' | 20' |

*Assumes a 5' 6" person with a vertical 12" reach

EXTENSION LADDER

| Height of Top Support Point | Buy This Size* |
|-----------------------------|----------------|
| 9' max. | 16' |
| 9' to 13' | 20' |
| 13' to 17' | 24' |
| 17' to 21' | 28' |
| 21' to 25' | 32' |
| 25' to 28' | 36' |
| 28' to 31' | 40' |

*Reflects section overlap, ladder angle

WHAT LOAD CAPACITY?

Formula:

Your Weight



Load Capacity



Material Weight

Typically Add:

75 lbs.
For Heavy-Duty
Projects

50 lbs.
For Light-Duty
Projects



200 lbs.

CSA Grade 3
Household

225 lbs.

CSA Grade 2
Tradesman and Farm

250 lbs.

CSA Grade 1
Construction and Industrial

300 lbs.

CSA Grade 1A
Construction and Industrial meets
ANSI Type1A, Industrial Heavy Duty

375 lbs.

CSA Grade 1AA
Construction and Industrial meets
ANSI Type1AA, Extra Heavy-Duty

INDUSTRIAL-DUTY FIBREGLASS STEPLADDERS (6300 SERIES)

CSA Grade 1, ANSI Type 1, 250-lb. Load Rating

- Durable non-conductive "C" channel front rails
- Equipped with a molded top
- Heavy duty gusset bracing
- Pinch-resistant spreader braces and wide back braces
- Double-rivet step construction

VC025



FEATHERLITE
INDUSTRIAL LADDERS

| Model No. | Nominal Height' | Open Height" | Highest Standing Height" | Base Width" | Base Depth" | Approx Weight lbs. |
|-----------|-----------------|--------------|--------------------------|-------------|-------------|--------------------|
| VC023 | 4 | 46 | 23 | 20 | 30 | 17 |
| VC024 | 5 | 57 | 34 | 21 | 34 | 18 |
| VC025 | 6 | 68 | 45 | 23 | 43 | 20 |
| VC027 | 8 | 90 | 67 | 26 | 55 | 26 |

INDUSTRIAL HEAVY-DUTY FIBREGLASS STEPLADDERS (6900 SERIES)

CSA Grade 1A, ANSI Type 1A, 300-lb. Load Rating

- Durable non-conductive "C" channel side rails in high visibility safety yellow
- Super tough copolymer utility top
- Wide 3" slip-resistant serrated aluminum steps for safe climbing
- Inside spreader arms
- Full rear "L" horizontal struts every 12"
- Reinforced with zinc-coated steel diagonal braces at top and bottom steps
- Extra-large PVC rubber safety boots are heavy-duty and provide rail protection and slip-resistance

MF609



FEATHERLITE
INDUSTRIAL LADDERS

| Model No. | Nominal Height' | Open Height" | Highest Standing Height" | Base Width" | Base Depth" | Approx Weight lbs. |
|-----------|-----------------|--------------|--------------------------|-------------|-------------|--------------------|
| MF607 | 4 | 45 | 23 | 20 | 28 | 14 |
| MF609 | 6 | 68 | 45 | 23 | 39 | 20 |
| MF611 | 8 | 90 | 67 | 26 | 51 | 26 |
| MF612 | 10 | 113 | 90 | 29 | 61 | 37 |
| MF613 | 12 | 137 | 114 | 32 | 74 | 48 |

INDUSTRIAL HEAVY-DUTY FIBREGLASS STEPLADDERS (6400 SERIES)

CSA Grade 1A, ANSI Type 1A, 300-lb. Load Rating

- Durable non-conductive "C" channel side rails in high visibility safety yellow
- Super tough copolymer top for strength and durability
- Slip-resistant serrated aluminum steps
- Inside spreader arms complete with "wraparound" brackets to strengthen spreader to rail connection
- Full rear "L" horizontal struts every 12", top and bottom struts reinforced with zinc-coated steel diagonal braces
- Extra-large PVC rubber safety boots are heavy-duty and provide increased rail protection and slip-resistance

MD490



FEATHERLITE
INDUSTRIAL LADDERS

| Model No. | Nominal Height' | Open Height" | Highest Standing Height" | Base Width" | Base Depth" | Approx Weight lbs. |
|-----------|-----------------|--------------|--------------------------|-------------|-------------|--------------------|
| VC211 | 2 | 24 | 11 | 17 | 17 | 8 |
| MD488 | 4 | 46 | 23 | 20 | 28 | 15 |
| MD490 | 6 | 68 | 45 | 23 | 39 | 20 |
| MD491 | 8 | 90 | 67 | 26 | 50 | 30 |
| MD492 | 10 | 113 | 90 | 29 | 61 | 38 |
| MD493 | 12 | 137 | 114 | 32 | 74 | 52 |

INDUSTRIAL EXTRA HEAVY-DUTY FIBREGLASS STEPLADDERS (6800 AA SERIES)

CSA Grade 1AA, ANSI Type 1AA, 375-lb. Load Rating

- Extra strong non-conductive "C" channel side rails in high visibility safety orange
- Super tough copolymer top for strength and durability
- Wide 3" slip-resistant serrated aluminum steps for safe climbing
- Inside spreader arms complete with "wraparound" sleeves that strengthen spreader-to-rail connection and protect spreader arms during storage/loading/transit
- Each step is double braced with zinc-coated steel diagonal braces providing incredible strength and stiffness
- Full rear "L" horizontal struts reinforced with zinc-coated steel diagonal braces offer maximum rigidity
- Heavy-duty aluminum "wraparound" sleeves at base of rails for maximum protection

VC256



FEATHERLITE
INDUSTRIAL LADDERS

| Model No. | Nominal Height' | Open Height" | Highest Standing Height" | Base Width" | Base Depth" | Approx Weight lbs. |
|-----------|-----------------|--------------|--------------------------|-------------|-------------|--------------------|
| VC254 | 4 | 46 | 23 | 20 | 28 | 15 |
| VC256 | 6 | 68 | 45 | 23 | 39 | 27 |
| VC258 | 8 | 90 | 67 | 25 | 50 | 35 |
| VC259 | 10 | 113 | 90 | 29 | 61 | 44 |
| VC260 | 12 | 136 | 113 | 31 | 72 | 59 |

FIBREGLASS LADDERS

INDUSTRIAL HEAVY-DUTY FIBREGLASS PLATFORM STEPLADDERS (6500 SERIES)

CSA Grade 1A, ANSI Type 1A, 300-lb. Load Rating

- Durable non-conductive "C" channel side rails in high visibility safety yellow
- Large safe and comfortable standing platform, 14" x 18"
- Wide 3" slip-resistant serrated aluminum steps for safe climbing
- Rugged outside zinc-coated steel spreader arms
- Each step reinforced with zinc-coated steel diagonal braces providing strength and stiffness
- Rear horizontal struts reinforced with zinc-coated steel braces offer maximum rigidity
- Heavy-duty slip-resistant safety shoes



MF411

FEATHERLITE
INDUSTRIAL LADDERS

| Model No. | Nominal Height' | Open Height" | Platform Height" | Base Width" | Base Depth" | Approx Weight lbs. |
|-----------|-----------------|--------------|------------------|-------------|-------------|--------------------|
| VC205 | 4 | 46 | 24 | 21 | 30 | 17 |
| VC206 | 5 | 57 | 35 | 23 | 36 | 22 |
| MF411 | 6 | 68 | 46 | 24 | 42 | 25 |
| MF412 | 8 | 90 | 68 | 26 | 53 | 33 |
| MF413 | 10 | 113 | 92 | 29 | 67 | 41 |
| VC207 | 12 | 135 | 115 | 31 | 75 | 50 |

INDUSTRIAL EXTRA HEAVY-DUTY FIBREGLASS PLATFORM STEPLADDERS (6500 AA SERIES)

CSA Grade 1AA, ANSI Type 1AA, 375-lb Load Rating

- Extra strong non-conductive "C" channel side rails in high visibility safety yellow
- Large safe and comfortable standing platform, 14" x 18"
- Wide 3" slip-resistant serrated aluminum steps for safe climbing
- Heavy duty aluminum "wraparound" sleeves at base of rails
- Rugged outside zinc-coated steel spreader arms
- Each step reinforced with zinc-coated steel diagonal braces providing strength and stiffness



VC225

FEATHERLITE
INDUSTRIAL LADDERS

| Model No. | Nominal Height' | Open Height" | Platform Height" | Base Width" | Base Depth" | Approx Weight lbs. |
|-----------|-----------------|--------------|------------------|-------------|-------------|--------------------|
| VC223 | 4 | 46 | 24 | 20 | 38 | 24 |
| VC224 | 5 | 57 | 35 | 22 | 47 | 28 |
| VC225 | 6 | 68 | 46 | 23 | 56 | 32 |
| VC226 | 8 | 90 | 68 | 26 | 72 | 48 |
| VC227 | 10 | 113 | 92 | 29 | 91 | 57 |
| VC228 | 12 | 135 | 115 | 32 | 109 | 66 |

INDUSTRIAL HEAVY-DUTY FIBREGLASS 2-WAY STEPLADDERS (6600 SERIES)

CSA Grade 1A, ANSI Type 1A, 300-lb. Load Rating

- Double front construction allows two climbers to access the ladder from opposite sides
- Durable non-conductive "C" channel side rails in high visibility safety yellow
- Wide aluminum top with extra-thick brackets for strength and durability
- Wide 3" slip-resistant serrated aluminum steps for safe climbing
- Inside spreader arms complete with "wraparound" sleeves that strengthen spreader-to-rail connection and protect spreader arms during storage/loading/transit
- Reinforced with zinc-coated steel diagonal braces on the front of every other step providing extra rigidity
- Extra-large PVC rubber safety boots are heavy-duty and provide rail protection and slip-resistance



MF414

FEATHERLITE
INDUSTRIAL LADDERS

| Model No. | Nominal Height' | Open Height" | Highest Standing Height" | Base Width" | Base Depth" | Approx Weight lbs. |
|-----------|-----------------|--------------|--------------------------|-------------|-------------|--------------------|
| VC214 | 4 | 45 | 23 | 20 | 38 | 19 |
| MF414 | 6 | 67 | 45 | 23 | 56 | 26 |
| MF415 | 8 | 90 | 67 | 26 | 72 | 36 |
| MF416 | 10 | 112 | 89 | 29 | 91 | 46 |

INDUSTRIAL EXTRA HEAVY-DUTY FIBREGLASS 2-WAY STEPLADDERS (6600 AA SERIES)

CSA Grade 1A, ANSI Type 1AA, 375-lb. Load Rating

- Extra strong non-conductive "C" channel side rails in high visibility safety orange
- Double front construction allows access from either side
- Extra strength fiberglass side rails in high visibility safety yellow
- Redesigned super-tough top bracket system for even greater stability
- Slip-resistant 3" aluminum steps
- Heavy-duty aluminum "wraparound" sleeves at base of rails



VC219

FEATHERLITE
INDUSTRIAL LADDERS

| Model No. | Nominal Height' | Open Height" | Highest Standing Height" | Base Width" | Base Depth" | Approx Weight lbs. |
|-----------|-----------------|--------------|--------------------------|-------------|-------------|--------------------|
| VC218 | 4 | 45 | 23 | 20 | 38 | 19 |
| VC219 | 6 | 67 | 45 | 23 | 56 | 26 |
| VC220 | 8 | 90 | 67 | 26 | 72 | 36 |
| VC221 | 10 | 112 | 89 | 29 | 91 | 46 |
| VC222 | 12 | 135 | 112 | 32 | 109 | 58 |

SAFETY DO'S

Care & Maintenance

- Inspect the rails of fiberglass ladders for weathering due to UV (ultraviolet) exposure
- Keep the ladder protected from heat, weather, and corrosive materials



Safety Before You Climb

- Use fiberglass ladders if there is even a remote possibility of working near electricity or overhead power lines. Fiberglass is electrically non-conductive
- NEVER use metal, water logged or dirty wood ladders near electricity!



ALUMINUM LADDERS

INDUSTRIAL HEAVY-DUTY ALUMINUM STEPLADDERS (3400 SERIES)

CSA Grade 1A, ANSI Type 1A, 300-lb. Load Rating.

- High strength to weight ratio provides an economical alternative for general contract work
- Super tough copolymer top for strength and durability
- 10" x 10" heavy-duty hinged utility tray
- Heavy-duty slip-resistant safety shoes

FEATHERLITE
INDUSTRIAL LADDERS



VC243

| Model No. | Nominal Height' | Open Height' | Highest Standing Point" | Base Width" | Base Depth" | Wt. lbs. |
|-----------|-----------------|--------------|-------------------------|-------------|-------------|----------|
| VC241 | 4 | 46 | 23 | 18 | 29 | 12 |
| VC243 | 6 | 68 | 45 | 21 | 41 | 17 |
| VC244 | 8 | 91 | 67 | 24 | 54 | 22 |
| VC245 | 10 | 114 | 90 | 26 | 66 | 28 |
| VC315 | 12 | 135 | 114 | 32 | 78 | 40 |

INDUSTRIAL HEAVY-DUTY FIBREGLASS EXTENSION LADDERS (6900 SERIES)

CSA Grade 1A, ANSI Type 1A, 300-lb. Load Rating

- Durable non-conductive fiberglass side rails in high visibility safety yellow
- Slip-resistant serrated "D" rungs for safe climbing and comfort
- Large heavy-duty pivot feet with slip-resistant rubber pads and ice picks

FEATHERLITE
INDUSTRIAL LADDERS

VC329

| Model No. | Nominal Height' | Max. Open Height' | Base Section | | Fly Section | | Wt. lbs. |
|-----------|-----------------|-------------------|----------------|---------------|----------------|---------------|----------|
| | | | Outside Width" | Inside Width" | Outside Width" | Inside Width" | |
| VC329 | 16 | 13 | 17 1/8 | 14 3/4 | 16 1/8 | 13 3/4 | 34 |
| VC330 | 20 | 17 | 17 1/8 | 14 3/4 | 16 1/8 | 13 3/4 | 43 |
| VC331 | 24 | 21 | 17 1/8 | 14 3/4 | 16 1/8 | 13 3/4 | 51 |
| VC332 | 28 | 25 | 17 1/8 | 14 3/4 | 16 1/8 | 13 3/4 | 58 |
| VC333 | 32 | 32 | 17 1/8 | 14 3/4 | 16 1/8 | 13 3/4 | 65 |

INDUSTRIAL EXTRA HEAVY-DUTY STRAIGHT LADDERS (5600 SERIES)

CSA Grade 1AA, ANSI Type 1AA, 375-lb. Load Rating

- Durable non-conductive fiberglass side rails in high visibility safety yellow
- Slip-resistant serrated rungs for safe climbing
- Feature large heavy-duty pivot feet with slip-resistant rubber pads and ice picks

FEATHERLITE
INDUSTRIAL LADDERS

| "D" Rung Model No. | Nominal Height' | Outside Width" | Inside Width" | Approx. Weight lbs. |
|--------------------|-----------------|----------------|---------------|---------------------|
| VC268 | 8 | 17 3/8 | 15 | 18 |
| VC269 | 10 | 17 3/8 | 15 | 21 |
| VC270 | 12 | 17 3/8 | 15 | 24 |
| VC271 | 14 | 17 3/8 | 15 | 28 |
| VC272 | 16 | 17 3/8 | 15 | 31 |

VC268

INDUSTRIAL HEAVY-DUTY ALUMINUM EXTENSION & STRAIGHT LADDERS

CSA Grade 1A, ANSI Type 1A, 300-lb. Load Rating

- Heavy-duty "C" channel construction
- Heavy-duty serrated "D" rungs prevent slipping for safe and sure climbing
- Heavy-duty safety shoes

| Model No. | Nominal Length' | Working Length' | Outside Width" | Wt. lbs. |
|--------------------------------------|-----------------|-----------------|----------------|----------|
| SINGLE LADDERS (31000 SERIES) | | | | |
| VC273 | 8 | - | 17 3/4 | 12 |
| VC274 | 10 | - | 17 3/4 | 14 |
| VC275 | 12 | - | 17 3/4 | 18 |
| VC276 | 14 | - | 17 3/4 | 21 |
| VC277 | 16 | - | 17 3/4 | 24 |
| VC278 | 18 | - | 17 3/4 | 27 |
| VC279 | 20 | - | 17 3/4 | 30 |

| Model No. | Nominal Length' | Working Length' | Outside Width" | Wt. lbs. |
|---|-----------------|-----------------|----------------|----------|
| EXTENSION LADDERS (32000 SERIES) | | | | |
| VC322 | 16 | 13 | 17 3/4 | 31 |
| VC323 | 20 | 17 | 17 3/4 | 36 |
| VC324 | 24 | 21 | 17 3/4 | 43 |
| VC325 | 28 | 25 | 17 3/4 | 51 |
| VC326 | 32 | 29 | 17 3/4 | 58 |
| VC327 | 36 | 32 | 17 3/4 | 69 |

FEATHERLITE
INDUSTRIAL LADDERS

VC276

VC322



INDUSTRIAL HEAVY-DUTY FIBREGLASS PRO PLATFORM STEPLADDERS (FXP1700 SERIES)

CSA Grade 1A, ANSI Type 1A, 300-lb. Load Rating

- Super tough copolymer utility top includes multiple tool slots
- Durable non-conductive "C" channel side rails in high visibility safety orange
- Platform dimensions: 14 3/4" W x 21" D
- Heavy-duty slip-resistant safety shoes
- Rugged outside zinc-coated steel spreader arms



VD407

LOUISVILLE
LADDER

| Model No. | Nominal Height' | Open Height' | Platform Height" | Base Width" | Base Depth" | Approx. Weight lbs. |
|-----------|-----------------|--------------|------------------|-------------|-------------|---------------------|
| VD405 | 4 1/2 | 53 1/4 | 24 | 21 1/4 | 32 5/8 | 18 |
| VD406 | 5 1/2 | 64 5/8 | 34 | 23 1/3 | 38 5/8 | 22 |
| VD407 | 6 1/2 | 76 | 46 | 24 4/5 | 44 4/7 | 24 |
| VD409 | 8 1/2 | 97 7/8 | 72 | 27 3/4 | 56 4/9 | 30 |
| VD410 | 10 1/2 | 121 3/4 | 96 | 30 7/8 | 68 1/4 | 46 |
| VD411 | 12 1/2 | 144 1/2 | 120 | 33 4/5 | 80 1/8 | 60 |
| VD412 | 14 1/2 | 167 1/2 | 144 | 36 4/5 | 92 | 72 |

INDUSTRIAL EXTRA HEAVY-DUTY FIBREGLASS PRO PLATFORM STEPLADDERS (FXP1800 SERIES)

CSA Grade 1AA, ANSI Type 1AA, 375-lb. Load Rating

- Super tough copolymer utility top includes multiple tool slots
- Durable non-conductive "C" channel side rails in high visibility safety orange
- Platform dimensions: 14 3/4" W x 21" D
- Heavy-duty slip-resistant safety shoes
- Rugged outside zinc-coated steel spreader arms



VD413

LOUISVILLE
LADDER

| Model No. | Nominal Height' | Open Height' | Platform Height" | Base Width" | Base Depth" | Wt. lbs. |
|-----------|-----------------|--------------|------------------|-------------|-------------|----------|
| VD413 | 5 | 57 5/8 | 24 | 21 1/4 | 32 5/8 | 19 |
| VD414 | 6 | 69 1/8 | 34 | 23 1/3 | 38 5/8 | 23 |
| VD415 | 7 | 80 1/2 | 46 | 24 4/5 | 44 4/7 | 25 |
| VD417 | 9 | 103 3/8 | 72 | 27 3/4 | 56 4/9 | 31 |
| VD418 | 11 | 127 | 96 | 30 7/8 | 68 1/4 | 47 |
| VD419 | 13 | 149 | 120 | 33 4/5 | 80 1/8 | 61 |
| VD420 | 15 | 172 3/8 | 144 | 36 4/5 | 92 | 73 |

SAFETY DON'T'S

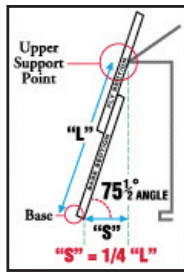
- DON'T stand above the highest **safe standing level**
- DON'T stand above the second step from the top of a stepladder and the 4th rung from the top of an extension ladder. A person standing higher may lose their balance and fall



ALUMINUM LADDERS

4 TO 1 RATIO

Place an extension ladder at a 75 1/2° angle. The set-back ("S") needs to be 1 ft. for each 4 ft. of length ("L") to the upper support point.



SAFETY DO'S

- Climb facing the ladder. Center your body between the rails. Maintain a firm grip
- Always move one step at a time, firmly setting one foot before moving the other
- Haul materials up on a line rather than carry them up an extension ladder
- Use extra caution when carrying anything on a ladder

SAFETY DON'T'S

- DON'T place the base of an extension ladder too close to the building as it may tip over backward
- DON'T place the base of an extension ladder too far away from the building, as it may slip out at the bottom. **Set the ladder at a 75 1/2° angle**
- DON'T over-reach, lean to one side, or try to move a ladder while on it. You could lose your balance or tip the ladder. **Climb down and then reposition the ladder closer to your work!**



INDUSTRIAL HEAVY-DUTY ALUMINUM EXTENSION /STRAIGHT LADDERS

CSA Grade 1A, ANSI Type 1A, 300-lb. Load Rating

- Rigid box section side rails, unequalled for strength and durability
- Slip-resistant serrated "D" rungs for safe climbing and comfort (round rung on single)
- Heavy-duty ribbed swivel feet with ice picks



FEATHERLITE
INDUSTRIAL LADDERS

| Model No. | Nominal Length' | Working Length' | Width" | Wt. lbs. |
|---|-----------------|-----------------|--------|----------|
| SINGLE LADDERS (4100 SERIES) | | | | |
| MD506 | 8 | - | 14 5/8 | 13 |
| MD507 | 10 | - | 14 5/8 | 16 |
| MD508 | 12 | - | 14 5/8 | 19 |
| MD509 | 14 | - | 14 5/8 | 22 |
| MD510 | 16 | - | 14 5/8 | 25 |
| MD511 | 18 | - | 14 5/8 | 28 |
| MD512 | 20 | - | 14 5/8 | 31 |
| EXTENSION LADDERS (4200D SERIES) | | | | |
| VC033 | 16 | 13 | 17 | 29 |
| VC034 | 20 | 17 | 17 | 37 |
| VC035 | 24 | 21 | 17 | 44 |
| VC036 | 28 | 25 | 17 | 50 |
| VC037 | 32 | 29 | 18 1/2 | 69 |
| VC038 | 36 | 32 | 18 1/2 | 78 |

ALUMINUM TELESCOPIC LADDERS

- Compact and easy to move, use and store
- Indicators let you know when the rungs are locked into place
- Capacity: 250 lbs.
- CSA Grade 1




METALTECH

| Model No. | Height' | Reach' | Closed Dimensions W" x D" x H" | Colour | Weight lbs. |
|-----------|---------|--------|--------------------------------|--------|-------------|
| VC441 | 12 | 16 | 19 x 4.5 x 32 | Yellow | 25 |
| VC252 | 15 | 19 | 19.5 x 4.5 x 36 | Blue | 37 |

* Other sizes available

HEAVY-DUTY WORKHORSES

- All-welded, ready to use
- Capacity: 2000 lbs. each, evenly distributed
- Powder coated finish safety yellow



| Model No. | Height" | Width" | Depth" | Wt. lbs. |
|-----------|---------|--------|--------|----------|
| VC157 | 24 | 36 | 20 | 43 |
| VC158 | 36 | 48 | 20 | 57 |

INDUSTRIAL-DUTY ALUMINUM SAWHORSES/STEPS

- Engineered to allow for convenient mixing of sizes in plank applications
- Durable extruded aluminum steps and side rails, serrated for strength and safety
- Heavy-duty rubber safety shoes
- Capacity: 250 lbs.



FEATHERLITE
INDUSTRIAL LADDERS

| Model No. | Height' | Open Height" | Base Width" | Base Depth" | Wt. lbs. |
|-----------|---------|--------------|-------------|-------------|----------|
| VC010 | 2 | 23 | 32 | 24 1/2 | 10 |
| VC011 | 3 | 35 | 33 | 32 | 14 |
| VC012 | 4 | 47 1/2 | 34 1/2 | 34 1/2 | 19 |

SAFETY STEPLADDER WITH BAR & TRAY

- Wide, slip-resistant treads for maximum stability and a fold-up safety bar with integrated tool tray
- Integrated tool tray features two sturdy hooks for hanging paint cans or buckets
- CSA approved
- Nominal Height: 2.2'
- Capacity: 300 lbs.
- Base Width: 19.0"
- Base Depth: 24.0"
- ANSI Type: 1A
- CSA Grade: 1A
- No. of Steps: 3

Little Giant
Ladder Systems

CLIMB ON

Model No. VD432



INDUSTRIAL HEAVY-DUTY FIBREGLASS WORKING PLATFORMS

CSA Grade 1A, ANSI Type 1A, 300-lb. Load Rating

- 12" wide slip-resistant standing platform
- Platform height: 21"
- Platform dimensions: 12" W x 37 1/4" D
- Base width: 16 1/4"
- Base depth: 46 7/8"
- Weight: 13 lbs.

Model No. VD404

LOUISVILLE
LADDER



TOOL STORAGE

JOBBOX® OFFERS:

EZ-LOADER® SKID BOLSTERS

- Fork lift from any side
- Easily load or unload heavy, fully loaded boxes from any sides
- One piece 7-gauge steel skid bolster reinforces the bottom of the box
- With holes for optional caster

TEXTURED POWDER PAINT FINISH

- Improved durability over liquid paint
- 10 times more corrosion resistance
- 5 times more abrasion resistance
- 2 times more chip resistance
- 2 times more scratch resistance



SITE-VAULT™ SECURITY SYSTEM

- 3 locking point system
- Cover plates protect the 3-lock hooks from being bent, broken, cut or pulled out
- Full length, high strength 12-gauge lock console protects the system and reinforces the front of the lid or door
- Padlock is securely installed inside the fully welded 14-gauge steel housing
- Exclusive: fluorescent reflective orange tape indicates when the Jobox® is unlocked



HIGH CAPACITY DROP-FRONT CHESTS

- Site-Vault™ security system with 12-gauge steel lock console with two locking points, full length console and fully welded padlock housing make the lid virtually impossible to bend or pry
- Ez-Loader® skid bolster made of 7-gauge one piece steel allows fork lift access from all sides to allow easier loading and unloading
- Grip-rite™ lifting channel
- Power cord access on the top side of the chest
- 37% more capacity for storing taller, bulkier equipment
- Extra wide (44" W), low-incline ramp supports up to 1000 lbs. for safe and easy loading and unloading and is pad-lockable
- 7-gauge, one-piece steel bolsters resist damage when dropped



| Model No. | Dimensions | | | | | Usable Cu. Ft. | Wt. lbs. |
|-----------|------------|---|----|---|----|----------------|----------|
| | W" | x | D" | x | H" | | |
| TBP341 | 60 | x | 31 | x | 45 | 41.5 | 340 |

SITE-VAULT™ PIANO BOX

- Heavy-duty beveled edge lid eliminates hip spikes on sharp corners and strengthens lid
- Patented security system has a full-length steel lock console with 3 locking points and reflective orange lock indicator that shows when the box is locked/unlocked
- Heavy-duty 4-way skid bolsters allow fork lift loading from any side for quicker and easier transport
- Built-in door storage provides easy access for hanging harnesses, jackets, hardhats, etc.
- Integrated sidewall locker provides a padlock-able area for personal items
- Heavy-duty top shelf supports up to 1,000 lbs. and provides excellent organization
- Low height front panel for easier loading and unloading of equipment
- Lift-N-Stow™ shelf supports up to 500 lbs. and lifts for easy loading
- Compatible with Master #1, #5, #175, and American 50 padlocks
- Lid bolsters resist bending from cargo placed on top of the box and from attempted break-ins
- Colour: Orange
- Material: Steel



UA1901



| Model No. | Mfg. No. | Overall Depth" | Overall Height" | Overall Width" | Capacity Cu. Ft. |
|-----------|-------------|----------------|-----------------|----------------|------------------|
| UA1901 | 2-681990-01 | 31 | 51 | 48 | 43.9 |
| UA1902 | 2-682990-01 | 31 | 51 | 60 | 54.9 |
| UA1905 | 2-685990-01 | 31 | 64 | 74 | 85 |
| UA1906 | 2-688990-01 | 31 | 39 | 60 | 42 |
| UA1907 | 2-689990-01 | 31 | 51 | 74 | 67.7 |

SITE-VAULT™ DROP FRONT PIANO BOX

- Heavy-duty beveled edge lid eliminates hip spikes on sharp corners and strengthens lid
- Patented security system has a full-length steel lock console with 3 locking points and reflective orange lock indicator that shows when the box is locked/unlocked
- Heavy-duty 4-way skid bolsters allow fork lift loading from any side for quicker and easier transport
- Built-in door storage provides easy access for hanging harnesses, jackets, hardhats, etc.
- Integrated sidewall locker provides a padlock-able area for personal items
- Heavy-duty top shelf supports up to 1,000 lbs. and provides excellent organization
- Low height front panel for easier loading and unloading of equipment
- Lift-N-Stow™ shelf supports up to 500 lbs. and lifts for easy loading
- Compatible with Master #1, #5, #175, and American 50 padlocks
- Lid bolsters resist bending from cargo placed on top of the box and from attempted break-ins
- Colour: Orange
- Material: Steel



UA1903



| Model No. | Mfg. No. | Overall Depth" | Overall Height" | Overall Width" | Capacity Cu. Ft. |
|-----------|-------------|----------------|-----------------|----------------|------------------|
| UA1903 | 2-683990-01 | 31 | 51 | 60 | 54.9 |
| UA1904 | 2-684990-01 | 31 | 51 | 74 | 67.7 |

WELDER'S BOX & SMALL CHEST

- Compact and portable for flexible, secure storage
- A heavily-reinforced 16-gauge steel construction
- Staked and welded steel hinges
- **TEP348** is a welder's box that offers a notched upper side for storing tools connected to supply hoses



TEP348



TEP349



| Model No. | Description | Dimensions | | | | Usable Cu. Ft. | Wt. lbs. |
|-----------|-------------------------|------------|---|----|---|----------------|----------|
| | | W" | x | D" | x | H" | |
| TEP349 | Small chest w/hasp lock | 30 | x | 16 | x | 12 | 3.3 |
| TEP348 | Welder's box | 30 | x | 16 | x | 12 | 3.3 |

TRADESMAN SERIES JOBSITE CHESTS

- Grip-Rite™ lifting channel provides better grip on lid for easier and safer lid operation
- Features enclosed dual lock system that resists saws, pry bars, and bolt cutters
- Lock system rain drain protects locks and box contents from moisture
- EZ-Lock support arm secures and locks lid in open position for safe use
- Ergonomic, recessed handles provides clearance to eliminate finger pinching
- 4-way EZ-loader skid bolsters allow fork lift loading from any side for quicker and easier transport
- Colour: Orange
- Material: Steel



UAI908



| Model No. | Mfg. No. | Overall Depth" | Overall Height" | Overall Width" | Capacity Cu. Ft. |
|-----------|-----------|----------------|-----------------|----------------|------------------|
| UAI908 | CJB635990 | 19-1/2 | 22 | 36 | 8.9 |
| UAI909 | CJB636990 | 20 | 22 | 42 | 10.7 |
| UAI910 | CJB637990 | 24 | 22 | 48 | 14.7 |
| UAI911 | CJB638990 | 24 | 22 | 60 | 18.3 |

SITE-VAULT™ CHESTS

- Heavy-duty beveled edge lid eliminates hip spikes on sharp corners and strengthens lid
- Patented security system has a full-length steel lock console with 3 locking points and reflective orange lock indicator that shows when the box is locked/unlocked
- Heavy-duty 4-way skid bolsters allow fork lift loading from any side for quicker and easier transport
- Dual built-in lid storage bins
- EZ-Lock support arm secures and locks lid in open position for safe use
- Integrated side wall cargo bin provides quick access for small tools and parts
- Ergonomic, recessed handles provides clearance to eliminate finger pinching
- Compatible with Master #1, #5, #175, and American 50 padlocks
- Staked and welded hinges
- Colour: Orange
- Material: Steel

UAI895



| Model No. | Mfg. No. | Overall Depth" | Overall Height" | Overall Width" | Capacity Cu. Ft. |
|-----------|----------|----------------|-----------------|----------------|------------------|
| UAI895 | 2-652990 | 20 | 27-1/2 | 36 | 11.5 |
| UAI896 | 2-653990 | 20 | 27-1/2 | 42 | 13.4 |
| UAI897 | 2-654990 | 24 | 30-3/4 | 48 | 20.5 |
| UAI898 | 2-655990 | 24 | 30-3/4 | 60 | 25.6 |
| UAI899 | 2-656990 | 30 | 36-3/4 | 48 | 30.6 |
| UAI900 | 2-658990 | 24 | 30-3/4 | 72 | 30.75 |

SLOPE LID CHESTS

All the characteristics of a regular Jobox® chest plus:

- Propped lid allows for a flat working surface
- Full length reinforced channel
- Lift-N-Stow® hinged shelf to store bulky items in the bottom



| Model No. | W" | x | D" | x | H" | Usable Cu. Ft. | Wt. lbs. |
|-----------|----|---|----|---|--------|----------------|----------|
| TEP159 | 60 | x | 30 | x | 39 1/2 | 32.7 | 243 |

6" CASTERS

- Heavy-duty casters for added mobility
- Set includes: 2 fixed and 2 swivels
- Hardware included

Model No. TEP231



TOOL STORAGE

JOBSITE STORAGE BOX

- Recessed handles prevent damage when moving the product
- Recessed padlock enclosure (padlock not included)
- Wire gripping grommet included for feeding wire or electrical cable for chargers
- UV protection
- All-welded and fully assembled
- Colour: Grey
- Material: Steel
- Capacity: 5 Cubic Feet
- Gauge: 14



UAI850



UAI844



UAI845



UAI846



UAI847



UAI848



UAI849

DURHAM MFG
Est. 1922

| Model No. | Mfg. No. | Overall Depth" | Overall Height" | Overall Width" | Capacity Cu. Ft. |
|-----------|-----------------------|----------------|-----------------|----------------|------------------|
| UAI850 | JSCWB-163012-94T-D719 | 17-3/8 | 12-3/16 | 30-11/16 | 3.3 |
| UAI844 | JSC-193218-94T-D719 | 19 | 17-13/16 | 32 | 5 |
| UAI845 | JSC-244828-94T-D720 | 24 | 27-13/16 | 48 | 16 |
| UAI846 | JSC-246023-94T-D720 | 24 | 22-3/4 | 60 | 20 |
| UAI847 | JSC-246061-94T-D719 | 27-1/4 | 60-3/4 | 60 | 47.5 |
| UAI848 | JSCPB-316050-94T-D720 | 34-3/4 | 49-3/8 | 60 | 20 |
| UAI849 | JSCSL-306040-94T-D720 | 30 | 39-3/8 | 60 | 20 |

CABINETS

CRESCENT
JOBBOX

- Site-Vault™ security system
- Heavy-duty doors with Grip-Rite™ channel
- Hand or foot operated latch released system
- 3/8 continuous hinges with hardened 1/4" steel pin and extra-large 1" knuckles
- Heavy-duty high strength shelves
- Three 5/8" steel locking pins per door
- Five models to choose from:

TEP168: 2 doors, 24" deep

TEP169: 4 doors features front and back access

TEP170: 2 doors, tall closet on right side

TEP171: 2 doors, 30" deep

TEP172: 2 doors, bin and clam shell, has heavy-duty galvanized movable dividers



TEP168



TEP169



TEP170



TEP172

| Model No. | Dimensions | | | Usable Cu. Ft. | Wt. lbs. |
|-----------|------------|---|-----------------|----------------|----------|
| | W" | x | D" x H" | | |
| TEP168 | 60 1/8 | x | 24 1/4 x 60 3/4 | 47.5 | 379 |
| TEP169 | 60 1/8 | x | 32 1/4 x 60 3/4 | 63.7 | 523 |
| TEP170 | 60 1/8 | x | 24 1/4 x 60 3/4 | 47.5 | 366 |
| TEP171 | 60 1/8 | x | 30 1/4 x 60 3/4 | 58.7 | 436 |
| TEP172 | 72 | x | 24 x 60 5/8 | 49 | 522 |

ROLLING WORK BENCHES

- High capacity, fully adjustable interior; drawers and shelves are easy to move to match your requirements, additional drawers and shelves can be added in
- 18-gauge steel drawers with heavy-duty ball bearing glides

Includes: Two fixed and two lockable swivelling casters



TEP176



TEP180



ADDITIONAL DRAWERS & SHELVES:

| Model No. | Description | W" | x | D" | x | H" | Usable Cu. Ft. | Wt. lbs. |
|-----------|----------------------------------|--------|---|--------|---|--------|----------------|----------|
| TEP180 | Basic Unit with 6" Casters | 49 7/8 | x | 26 7/8 | x | 40 5/8 | 24.6 | 264 |
| TEP176 | 2 Drawers, 2 Shelves, 4" Casters | 43 7/8 | x | 26 7/8 | x | 38 1/2 | 21.7 | 266.5 |
| TEP177 | 2 Drawers, 2 Shelves, 6" Casters | 43 7/8 | x | 26 7/8 | x | 40 1/2 | 21.7 | 279.5 |
| TEP178 | 4 Drawers, 1 Shelf, 4" Casters | 43 7/8 | x | 26 7/8 | x | 38 1/2 | 21.7 | 294 |
| TEP179 | 4 Drawers, 1 Shelf, 6" Casters | 43 7/8 | x | 26 7/8 | x | 40 1/2 | 21.7 | 307 |
| TEP181 | 6 Drawers, 1 Shelf, 6" Casters | 49 7/8 | x | 26 7/8 | x | 40 5/8 | 24.6 | 342 |

| For TEP176, TEP177, TEP178 and TEP179 | For TEP180 and TEP181 | Description |
|---------------------------------------|-----------------------|----------------|
| - | TEP183 | Shelf |
| TEP184 | TEP185 | 2 1/2" Drawer |
| TEP186 | TEP187 | 4 1/2" Drawer |
| TEP188 | TEP189 | 5 1/2" Drawer |
| TEP190 | TEP191 | 10 1/2" Drawer |

DRAWER CABINETS

- Site-Vault™ security system
- Ez-Loader® anti-tip skid bolsters: Front of bolster is extended to prevent tipping when drawers are open
- Heavy-duty doors with Grip-Rite™ channel
- Hand or foot operated latch released system
- 4 1/2" deep top shelf and 3" x 3" deep shelves on each door
- 3/8 continuous hinges with hardened 1/4" steel pin and extra-large 1" knuckles
- Three 5/8" steel locking pins per door
- High load capacity drawer: Three 2 1/2" deep drawers have 75-lb. capacity, five 5 1/2" deep drawers have 125-lb. load rating



Anti-Tip Skid Bolster

| Model No. | W" | x | D" | x | H" | Usable Cu. Ft. | Wt. lbs. |
|-----------|--------|---|--------|---|--------|----------------|----------|
| TEP173 | 60 1/8 | x | 30 1/4 | x | 53 1/4 | 58.7 | 610 |

FIELD OFFICES

- Site-Vault™ security system
- Ez-Loader® skid bolsters
- Grip-Rite™ recessed lifting channel
- One handle lock operation, slides down to release bottom doors, slides up for top door
- 30 cu. ft. storage locker, stores items up to 60" length and is opened by a lanyard inside the lower cabinet
- Full length heavy-duty stainless steel hinges resists corrosion and rust
- Built-in bottom door storage shelves
- Overhead tube storage, steel pegboard, storage area for plans and binders, lockable large desktop area and door safety pin latch



| Model No. | W" | x | D" | x | H" | Usable Cu. Ft. | Wt. lbs. |
|-----------|----|---|----|---|----|----------------|----------|
| TEP167 | 63 | x | 42 | x | 80 | 100 | 660 |

TOOL STORAGE

MULTI-PURPOSE TOOL HOLDERS

- Four pockets made of ballistic nylon
- Versatile 3-way attachment for pants, web suspenders, work aprons, etc.
- Securely holds small tools or accessories like pliers, mini flashlights, screwdrivers, etc.
- Dimensions: 5 1/4" L x 8 1/2" H

Model No. WI957



LARGE TAPE HOLDER

- Made of split grain leather
- Designed to fit up to 30' tapes
- All rivet construction
- Colour: Black
- No. of Pockets: 1
- Height: 4-1/2"
- Length: 6-3/4"

Model No. UAV353

aurora tools



CORDLESS DRILL HOLSTERS

- Made of polyester fabric
- Holds most brands of T-handle drills
- Multiple outer pockets and sleeves for complete bit organization
- Elastic sleeve to hold bits, sockets, etc.
- Safety strap with quick-release buckle
- Hook and loop backing to keep strap back when not in use
- Holster is angled for better balance
- Fits belts to 2 3/4" wide

Model No. TEP222



ALL-PURPOSE GEAR BAG

- All-purpose gear bag perfect for carrying tools and accessories
- Eight outside pockets to organize tools, accessories and paperwork
- Includes four abrasion resistant rubber feet
- Reinforced padded carrying handles
- Features a front mesh pocket for water bottle or paperwork
- Tools sold separately
- Colour: Black
- Material: Polyester
- No. of Pockets: 8
- Dimensions: 24" L x 12" W x 12" H

Model No. TER023

aurora tools



SNIPS, PENS & TAPE HOLDER

- Made of polyester fabric
- Designed for utility and "lock-back"-style knives, pliers or snips
- Sleeves for pens, markers, carpenter's pencils, with integral measuring tape clip
- Material: Polyester
- Colour: Black
- No. of Pockets: 1

Model No. TEP509



LINEMAN'S TOOL POUCH

- Made of split grain leather
- Bottom is vented to prevent collection of dirt
- Slotted to fit belt up to 2" wide
- Double backed and riveted
- 3-way pouch made for pliers, screwdriver plus a knife snap
- Pliers do not protrude from this pouch
- Colour: Black
- No. of Pockets: 3
- Height: 6-1/4"
- Length: 9-1/4"

Model No. UAV356

aurora tools



UTILITY KNIFE, PEN/PENCIL HOLDERS

- Made of full grain leather
- Designed to fit pen/pencil and utility knife
- Comes with quick release snap belt loop
- Dimensions: 7 3/4" L x 2 3/4" H

Model No. TBN197



UTILITY KNIFE HOLDER

- Includes one outside pocket, two inside pockets, a measuring tape clip & pen holder sleeve
- Designed for utility and "lock-back"-style knives, pliers or snips
- Belt clip that fits belts up to 2" wide
- Tools sold separately
- Material: Polyester
- Colour: Black
- No. of Pockets: 3
- Dimensions: 6" L x 3-1/2" W x 9-3/4" H

Model No. TER025

aurora tools



MAINTENANCE TOOL POUCH

- Double zipper for fast access
- Push-button to keep cover open and accommodate longer tools
- Includes five outside pockets, a carabiner & tape holder clip
- Belt clip that fits belts up to 2-3/4" wide
- Tools sold separately
- Material: Polyester
- Colour: Black
- No. of Pockets: 5
- Style: Multiple Tool Holder
- Dimensions: 3-1/2" L x 1-1/2" W x 8-3/4" H

Model No. TER024

aurora tools



STEEL LOOP TOOL HOLDER

- Made of split grain leather
- Cradle design eliminates hammer pivoting
- Fits belts up to 2 3/4" wide
- Colour: Black
- No. of Pockets: 0
- Height: 7-1/2"
- Length: 3-3/4"

Model No. UAV357

aurora tools



16-POCKET CARPENTER'S TOOL BELT COMBO

- Fits waist sizes 29" - 46"
- 9 main pockets with 7 smaller pockets and sleeves for nails, parts, tools, nail sets, pencils, and more
- 3" padded, air-mesh fabric belt helps reduce heat and moisture accumulation
- Material: Polyester

Model No. TEQ604

DEWALT



PLASTIC TOOL BOXES

- ABS plastic latches
- Heavy-duty polypropylene fabrication
- Removable inner trays
- Deep storage compartments
- Padlock eye for safe storage

aurora tools®

| Model No. | W" | D" | H" | Features |
|-----------|--------|-------|--------|--|
| TLV082 | 15 | 7 | 5 1/2 | 1 Removable Inner Tray |
| TLV083 | 17 1/2 | 9 1/2 | 8 | 1 Removable Inner Tray |
| TLV084 | 17 1/2 | 9 1/2 | 8 | 1 Removable Inner Tray, 2 Parts Boxes, 1 Organizer |
| TLV085 | 22 | 11 | 10 1/2 | 1 Removable Inner Tray, 3 Organizers |
| TLV086 | 22 | 11 | 14 1/2 | 1 Removable Inner Tray, 3 Organizers, 2 Drawers |
| TLZ117 | 5 1/2 | 5 1/2 | 1 1/2 | Parts Box |



TLV082



TLV083



TLV084



TLV085



TLV086

TOOL BOX - 3 DRAWERS

- All drawers feature ball bearing slides for smooth opening and closing of drawers
- Chrome plated handles and latches for a premium look and superior protection against corrosion
- Automotive style powder coat paint in hammer-tone texture provides superior scratch and corrosion resistance
- Drawer liners included
- Robust tubular locking mechanism provides reliable and secure theft protection
- Overall Dim.: 20-1/2" W x 10" D x 12" H
- Colour: Black
- Storage capacity: 1734 cubic in.
- Weight: 29 lbs.

Model No. TEQ523



TOOL BOXES

- Includes removable tote tray
- High-gloss, scratch and corrosion resistant powder coat paint finish
- Chrome-plated handles and latches for a premium look and superior protection against corrosion
- Colour: Red



MLN523



QD368



TEQ511



| Model No. | Overall Depth" | Overall Width" | Overall Height" | Storage Capacity cu.in. | Weight lbs. |
|-----------|----------------|----------------|-----------------|-------------------------|-------------|
| QD368 | 7-1/8 | 19 | 7-1/2 | 1004 | 8 |
| QD367 | 7 | 16 | 7-1/2 | 840 | 7 |
| MLN523 | 8-1/2 | 20 | 9-1/2 | 1627 | 11 |
| TEQ511 | 10-3/4 | 25-1/2 | 10 | 1866 | 17.2 |
| TEQ515 | 8-13/20 | 21-3/10 | 9 | 1319 | 11.7 |

GEN 2 MOBILE TOOL CHESTS

- Features four shallow drawers on top and two deep drawers on the bottom
- Features an extended length trolley handle, removable drawers, and aluminum rail slide system and heavy-duty buttress hinges
- Stable, wide track mobility and field replaceable wheels increase efficiency
- Design has been tested for water submersion, extreme temperatures, and drop tested from 5 feet
- Colour: Black
- Overall Depth: 18"
- Overall Width: 24"
- Overall Height: 14-3/4"
- Top Tray Dimensions: 19.47"L x 9.6"W x 2.62"D
- Shallow Drawer Dimensions: 18.07"L x 10.86"W x 1.21"D
- Deep Drawer Dimensions: 18.01"L x 10.8"W x 2.75"D
- Weight: 48.4 lbs.



UAI280



| Model No. | Mfg. No. | No. of Drawers | Description |
|-----------|-----------------|----------------|---|
| UAI280 | 004500-0420-110 | 6 | With 6 Removable drawers (4 shallow and 2 deep) |
| UAI281 | 004500-0610-110 | 7 | With 7 Removable drawers (6 shallow and 1 deep) |

PORTABLE TOOL BOXES WITH METAL TOOL TRAY

- Durable steel construction
- Heavy-plated latches
- Inner trays in regular hand boxes
- High gloss powder coat paint finish
- Colour: Red
- Unit Capacity: 50 lbs.

TEP516



aurora tools®

| Model No. | Overall Depth" | Overall Height" | Overall Width" | Weight lbs. |
|-----------|----------------|-----------------|----------------|-------------|
| TEP516 | 6 | 6-1/2 | 16 | 10 |
| TEP336 | 8-3/4 | 9 | 21 | 12 |

TOOL STORAGE

INDUSTRIAL TOOL CARTS/CHESTS

- Double wall steel construction for added strength
- Full extension ball bearings slides on all drawers
- Extruded aluminum drawer handle trim
- Non-slip drawer liners
- Powder coat scratch resistant black paint
- Features 2 fixed HD casters & 2 swivel HD casters with toe locks



TER066



TER064



TER067

aurora tools®

| Model No. | No. of Drawers | Overall Depth" | Overall Width" | Overall Height" | Drawer Capacity | Unit Capacity | Caster Dimensions |
|--------------------|----------------|----------------|----------------|-----------------|-----------------|---------------|--------------------------|
| TOOL CARTS | | | | | | | |
| TER064 | 5 | 18-3/4 | 27 | 31-1/2 | 100 lbs. | 1400 lbs. | 5" x 2" (127 mm x 51 mm) |
| TER065 | 7 | 18-3/4 | 27 | 39 | 100 lbs. | 1400 lbs. | 5" x 2" (127 mm x 51 mm) |
| TER067 | 11 | 18-3/4 | 41 | 39-1/3 | 100 lbs. | 1400 lbs. | 5" x 2" (127 mm x 51 mm) |
| TOOL CHESTS | | | | | | | |
| TER066 | 4 | 12 | 26 | 14-1/2 | 100 lbs. | 1000 lbs. | - |
| TER068 | 10 | 17-3/4 | 41 | 19 | 100 lbs. | 1000 lbs. | - |

HEAVY-DUTY TOOL CART

- Heavy-duty double wall steel construction for added strength
- Quadra level ball bearing slides on all drawers
- Drawers feature soft close technology
- Heavy-duty reinforced bottom support rails for heavier loads
- Full extension slides for easy reach inside
- Integrated latch security drawer system prevents drawers from accidentally opening
- Powder coat scratch resistant black paint
- Non-slip drawer liners and a thick rubber top mat that provides an excellent working surface
- Power and USB outlets on the side of the cabinet makes it quick and easy to charge your power tools and mobile devices
- Heavy-duty casters with double layer ball bearings



aurora tools®

| Model No. | No. of Drawers | Overall Depth" | Overall Width" | Overall Height" | Drawer Capacity | Unit Capacity | Caster Dimensions |
|-----------|----------------|----------------|----------------|-----------------|-----------------|---------------|--------------------------|
| TER069 | 7 | 22 | 28 | 42-3/8 | 120 lbs. | 1400 lbs. | 5" x 2" (127 mm x 51 mm) |

INDUSTRIAL TOOL CARTS

- Double wall steel construction for added strength
- Full extension ball bearings slides on all drawers
- Extruded aluminum drawer handle trim
- Non-slip drawer liners
- Powder coat scratch-resistant black paint
- Features 2 fixed HD casters & 2 swivel HD casters with toe locks
- Colour: Black

TER216



TER218



aurora tools®

| Model No. | No. of Drawers | Overall Depth" | Overall Width" | Overall Height" | Drawer Capacity | Unit Capacity |
|-----------|----------------|----------------|----------------|-----------------|-----------------|---------------|
| TER216 | 3 | 21-1/5 | 29-4/5 | 38-4/5 | 1000 lbs. | 779 lbs. |
| TER217 | 6 | 20-4/5 | 39 | 25-4/5 | 1000 lbs. | 1140 lbs. |
| TER218 | 8 | 21-1/10 | 44-3/10 | 36/7/10 | 1000 lbs. | 1356 lbs. |

UTILITY CARTS

- Heavy-duty steel construction
- Full extension ball bearings slides on all drawers
- High quality 4" swivel casters
- High-gloss powder coat scratch-resistant black paint
- One year limited warranty covers workmanship and manufacturing defects under normal usage



aurora tools®

| Model No. | No. of Drawers | Overall Depth" | Overall Width" | Overall Height" | Drawer Capacity | Unit Capacity |
|-----------|----------------|----------------|----------------|-----------------|-----------------|---------------|
| TEP483 | 4 | 18 | 33 | 39 | 100 lbs. | 550 lbs. |

TOP CHESTS

- Safety latch system prevents drawers from accidentally opening
- Heavy-duty roller bearing slides allow heavily loaded drawers to open and close with ease
- Heavy gauge steel construction for greater load ratings & storage capacities
- Heavy-duty lifting handles with 90° stop for easy lifting of top chests
- Gas shocks assist in opening and closing lids on top chests (41-1/2" & 53-3/8" models only)
- Automotive style power coat paint in hammer-tone texture provides superior scratch and corrosion resistance
- Drawer liners included
- Robust tubular locking mechanism provides reliable and secure theft protection
- Colour: Black

TEQ544



TEQ541



| Model No. | No of Drawers | Width" | Depth" | Overall Height" | Storage Capacity cu.in. | Weight lbs. |
|-----------|---------------|--------|--------|-----------------|-------------------------|-------------|
| TEQ540 | 5 | 33-1/2 | 19-1/8 | 19-1/4 | 9034 | 127 |
| TEQ544 | 6 | 26 | 16 | 19 | 5474 | 86 |
| TEQ541 | 7 | 41-1/2 | 18-1/2 | 23-3/4 | 10 950 | 183 |
| TEQ542 | 8 | 41-1/2 | 18-1/2 | 20-1/2 | 9744 | 139 |
| TEQ543 | 8 | 53-3/8 | 24 | 19-3/4 | 17 000 | 265 |
| TEQ545 | 8 | 26 | 16 | 19-1/4 | 5453 | 86 |

ROLLER CABINETS

- Safety latch system prevents drawers from accidentally opening
- Heavy-duty roller bearing slides allow heavily loaded drawers to open and close with ease
- Heavy gauge steel construction for greater load ratings & storage capacities
- Premium quality casters with greater load ratings allow easier movement on all surfaces
- Oval handles on roller cabinets allow comfortable gripping and maneuvering
- Automotive style power coat paint in hammer-tone texture provides superior scratch and corrosion resistance
- Drawer liners included
- Robust tubular locking mechanism provides reliable and secure theft protection
- Colour: Black

TEQ535



TEQ529



| Model No. | No of Drawers | Width" | Overall Depth" | Overall Height" | Storage Capacity cu.in. | Weight lbs. |
|-----------|---------------|--------|----------------|-----------------|-------------------------|-------------|
| TEQ532 | 9 | 53-3/8 | 24 | 39-1/2 | 25 900 | 440 |
| TEQ533 | 10 | 42 | 19 | 40 | 13 901 | 286 |
| TEQ529 | 13 | 53-3/8 | 24 | 39-1/2 | 25 500 | 440 |
| TEQ534 | 13 | 42 | 19 | 40 | 13 677 | 345 |
| TEQ530 | 6 | 34 | 19-1/2 | 39-1/8 | 13 357 | 198 |
| TEQ535 | 7 | 26-1/2 | 18 | 39-1/8 | 9147 | 154 |
| TEQ531 | 8 | 34 | 19-1/2 | 39-1/8 | 13 294 | 250 |
| TEQ536 | 9 | 26-1/2 | 18 | 39-1/8 | 9157 | 160 |

PRO+ SERIES TOP CHESTS

- Heavy-duty 100 lbs. bearing slides standard on all drawers
- Completely redesigned locking system with tubular key
- Automotive style powder coat paint finish for superior scratch and chemical resistance
- Colour: Red



NJH103



NJH100



NJH102



| Model No. | No of Drawers | Overall Width" | Overall Depth" | Overall Height" | Weight lbs. |
|-----------|---------------|----------------|----------------|-----------------|-------------|
| NJH103 | 12 | 26 | 19 | 21 | 120 |
| NJH102 | 9 | 42 | 19 | 23-1/2 | 205 |
| NJH101 | 9 | 26 | 19 | 21 | 111 |
| NJH100 | 6 | 26 | 16 | 16-1/3 | 72 |

PRO+ SERIES ROLLER CABINETS

- Heavy-duty 100 lbs. bearing slides standard on all drawers
- Completely redesigned locking system with tubular key
- Automotive style powder coat paint finish for superior scratch and chemical resistance
- Redesigned side handle makes moving roller cabinets easy and comfortable
- Colour: Red



NJH105



NJH104



NKE061



| Model No. | No of Drawers | Overall Width" | Overall Depth" | Overall Height" | Weight lbs. |
|-----------|---------------|----------------|----------------|-----------------|-------------|
| NKE061 | 4 | 26 | 19 | 36 | 132 |
| NJH107 | 7 | 26 | 19 | 42 | 150 |
| NJH106 | 5 | 26 | 19 | 36 | 119 |
| NJH105 | 15 | 42 | 19 | 43-1/2 | 262 |
| NJH104 | 11 | 26 | 19 | 42 | 178 |
| TER028 | 12 | 42 | 19 | 43-1/2 | 390 |

SERVICE BENCHES & CABINETS

INDUSTRIAL DUTY MOBILE SERVICE BENCHES

- Designed for moving heavy parts and tools to the job site
- Four 5" non-marking casters: two rigids and two swivels with brake
- Provides a strong maintenance-free surface to work on
- 16-gauge all-welded steel construction
- Laminated hardwood top
- Overall dimensions: 42" W x 24" D x 37"H
- Shell durable Kleton blue enamel finish
- Cabinets are powder paint grey and Kleton blue
- Shipped assembled
- Capacity: 1200 lbs. evenly distributed

KLETON



| Model No. | Description | Wt. lbs. |
|-----------|------------------|----------|
| ML325 | 2 Doors | 237 |
| ML326 | 1 Drawer/1 Door | 222 |
| ML327 | 4 Drawers/1 Door | 316 |
| ML328 | 8 Drawers | 300 |

* Review cabinet models on page B87 to create your own mobile service bench.



ML325



ML326



ML327



ML328

MOBILE BENCH CABINETS

- Heavy duty 16 ga. all-welded steel construction
- Convenient sturdy work surface
- Back and end stops on work surface prevents parts from falling during transport
- 5" x 1-1/4" polyurethane casters (2 swivel, 2 ridged)
- Durable, textured, grey powder coat finish
- Tubular handle for ease of mobility
- Cabinet door has a 3 point locking handle with 2 keys
- 1200 lbs. capacity (based on evenly distributed weight)
- Full piano hinge on door prevents door sag
- Note: Handle adds 6" to overall width



FI822



FI823



FL635



FL637



FL634



FG813



FL638



FL636

DURHAM MFG
Est. 1922

| Model No. | Workbench Type | Overall Dimensions | | | | | Cabinet Size | | | | | Drawer Dimensions | | | | |
|-----------|----------------------------------|--------------------|---|----|---|--------|--------------|---|--------|---|---------|-------------------|---|----------|---|-------|
| | | W" | x | D" | x | H" | W" | x | D" | x | H" | W" | x | D" | x | H" |
| FG813 | 2 Drawers & Cabinet | 24 | x | 18 | x | 38-3/8 | 24 | x | 18 | x | 10-1/2 | 20-7/16 | x | 14-11/16 | x | 5-7/8 |
| FI822 | Cabinet | 24 | x | 18 | x | 38-3/8 | 23-7/8 | x | 17-7/8 | x | 27-7/16 | | | | | |
| FI823 | 4 Drawers | 24 | x | 18 | x | 38-3/8 | | | | | | 20-7/16 | x | 14-11/16 | x | 5-7/8 |
| FL634 | 1 Drawer & Cabinet | 24 | x | 18 | x | 38-3/8 | 23-7/8 | x | 17-7/8 | x | 21-3/4 | 20-7/16 | x | 14-11/16 | x | 5-7/8 |
| FL638 | 2 Drawers & Cabinet | 36 | x | 18 | x | 38-3/8 | 36 | x | 18 | x | 16-3/8 | 16-1/16 | x | 14-11/16 | x | 5-7/8 |
| FL637 | 4 Drawer & Cabinet | 36 | x | 18 | x | 38-3/8 | 11-18 | x | 18 | x | 24-1/4 | 20-7/16 | x | 14-11/16 | x | 5-7/8 |
| FL635 | Shelf, 1 Drawer & Cabinet | 36 | x | 18 | x | 38-3/8 | 11-18 | x | 18 | x | 24-1/4 | 20-7/16 | x | 14-11/16 | x | 5-7/8 |
| FL636 | Shelf, 1 Drawer & Cabinet w/Bins | 36 | x | 18 | x | 38-3/8 | 11-18 | x | 18 | x | 24-1/4 | 20-7/16 | x | 14-11/16 | x | 5-7/8 |

SERVICE BENCHES & CABINETS

BUILD YOUR OWN MOBILE CABINET BENCHES

- Ideal for maintenance, repair and assembly departments
- Mount one, two or three cabinets from six choices of cabinets
- Heavy-duty 11-gauge steel base, 1 1/4" thick laminated hardwood top and a push handle
- Four 5" non-marking casters: two rigids and two swivels with brake
- Doors are reversible, can be opened either left or right side (factory installed hinges on right)
- All locks keyed alike by pedestal model
- Capacity: 1200 lbs. evenly distributed
- Cabinet frame powder coat finish with grey shell and Kleton blue on doors and drawers
- Shipped knocked down



KLETON

CONFIGURE YOUR OWN UNIT BY CHOOSING:

1. The pedestal style(s) that suits your needs (to a maximum of three pedestal(s))
2. Add to that the assembly kit, whether it be single, double or triple.
Assembly kit includes casters, base, handles and 1 1/4" laminated hardwood top.



Assembly Kit

1 - PEDESTAL STYLES - COMPLETE WITH LOCK AND TWO KEYS

| Model No. | Description | Wt. lbs. |
|-----------|--|----------|
| FH666 | One Door | 51 |
| FH667 | Two Half Doors | 52 |
| FH668 | Two Large Drawers and One Half Door | 75 |
| FH669 | Four Large Drawers | 97 |
| FH670 | Four Small Drawers and One Half Door | 84 |
| FH671 | Four Small Drawers and Two Large Drawers | 98 |
| FI166 | Two Large Drawers | 66 |
| FI167 | One Large Drawer and Two Small Drawers | 78 |

2 - ASSEMBLY KITS

| Model No. | Description | Wt. lbs. |
|-----------|-------------|----------|
| FH407 | Single | 35 |
| FH408 | Double | 65 |
| FH409 | Triple | 95 |



FH666



FH667



FH668



FH669



FH670



FH671



FI166



FI167

5-DRAWER MOBILE WORK CENTRE

- Built-in cord wrap allows neat and convenient storage of power tools and work lights
- Casters provide portability and are lockable for safety
- Locking bar provides security and holds drawers securely in place
- Pegboard side panels provide convenient tool organization
- Work Surface: Plastic

Model No. NH485
Mfg. No. FG773488BLA



HEAVY DUTY MOBILE WORK STATIONS

- Capacity: 1200 lbs.
- Weight: 226 lbs.
- 16-gauge all welded steel construction
- Includes (9) yellow bins: 4" W x 5" L x 3" H
- Includes (6) drawers: (2) 20-7/16" L x 14-11/16" D x 4-7/8" H and (4) 20-7/16" L x 14-11/16" D x 2-7/8" H
- Durable, textured powder coat finish
- Top surface has a 3" back stop
- Conveniently carry a 6' ladder on back side of cart
- Ergonomic tubular handle has provision to hold two boxes of florescent light bulbs



DURHAM MFG
Est. 1922

| Model No. | Overall Height" | Overall Width" | Overall Depth | No. of Shelves | Colour |
|-----------|-----------------|----------------|---------------|----------------|--------|
| FL417 | 40 1/4 | 18 1/8 | 52 5/8 | 1 | Grey |

WORKBENCHES

BUILD YOUR OWN CABINET WORKBENCH

- Versatile cabinet workbench suited for any industrial application that requires work surface and secure tool and parts storage
- Capacity: 1000 lbs. evenly distributed
- Durable Kleton blue enamel finish



A - CABINET SHELL ONLY

- Made of heavy gauge all-welded 14-gauge steel

| Model No. | Dimensions W" x D" x H" | Wt. lbs. |
|-----------|----------------------------|----------|
| FH165 | 59 x 28 x 32 | 105 |

B - TOPS

- Our complete list of tops can be found on page B90



| Material | 60" W x 30" D | 72" W x 30" D | 60" W x 36" D | 72" W x 36" D |
|--------------------------------|---------------|---------------|---------------|---------------|
| Blue Steel Wood Filled | FH183 | FH184 | FH185 | FH186 |
| Laminated Wood | FI733 | FI734 | FI597 | FI738 |
| Laminated Plastic | FD011 | FD012 | FD013 | FD014 |
| Shop Top | FD004 | FD005 | FD006 | FD007 |
| Laminated Wood - Bullnose Edge | FI528 | FI529 | FI532 | FI533 |
| Stainless Steel | FI271 | FI272 | FI276 | FI277 |

C - SHELVES

- Made of 14-gauge steel
- Maximum two per cabinet
- Capacity: 300 lbs.

| Model No. | Dimensions W" x D" | Wt. lbs. |
|-----------|-----------------------|----------|
| FH164 | 58 3/4 x 27 3/4 | 15 |

D - DOORS

- Made of 18-gauge steel on rollers
- Recessed handles
- Includes: Plunger lock and two keys

| Model No. | Description | Wt. lbs. |
|-----------|-------------------------|----------|
| FH163 | Door Set, Lock Included | 40 |

E - DRAWERS

- All-welded heavy gauge steel
- 100% full extension with ball bearing slide mechanism
- All locks keyed alike by drawer model
- Aluminum extrusion handles with grey end caps
- Capacity: 100 lbs. per drawer evenly distributed
- Includes: Locks and two keys



| Model No. | Drawer Dimensions W" x D" x H" | Wt. lbs. |
|-----------|-----------------------------------|----------|
| FH938 | 15 3/8 x 20 x 5 5/8 | 30 |
| FH939 | 15 3/8 x 20 x 2 3/4 | 35 |



Kleton builds quality and dependability into all of their products!

Look throughout the catalogue for the Kleton Custom Symbol indicating which products can be custom built to meet your specifications.

BUILT KLETON TOUGH



CUSTOMIZE . . .

- Strip Curtain Doors
- Platform Trucks
- Safety Guards
- Bollards
- Gas Cylinder Cabinets
- Workbenches
- Shelf Trucks
- And more...

Call us with your specs today!



CREATE A WORKBENCH DESIGNED FOR YOUR APPLICATION

- Select from the components below to build the workbench to fit your needs
- All components required to make up your workbench are on this page
- Optional features for enhanced functionality are on the following page
- All steel components constructed of 14-gauge steel unless otherwise specified
- All mounting hardware included
- Capacities range from 1000 lbs. to 3000 lbs.
- All steel components are powder coated Kleton grey
- Shipped knocked down

A - LEGS


- Legs static or mobile
- Comes with knockout for standard two-outlet electrical plug
- Provides an overall height of 34" with top



B - TOPS

A variety of tops are available. 14-gauge steel wood filled, laminated wood, shop top, plastic laminate, laminated wood - bullnose edge and stainless steel in a variety of sizes.

Our complete list of tops can be found on page B90.



C - UNIVERSAL STRINGERS

- Adds stability to the workbench
- Prevents legs from shifting
- Included in kits **ML266** to **ML269**
- Weight: 11 lbs.

Model No. FF979 - for 48", 60" or 72" bench


Model No. FH925 - for 84" bench

Model No. FH926 - for 96" bench



THINGS TO CONSIDER WHEN ORDERING A WORKBENCH

1. Determine the size (length, width, height) of the workbench required.
2. Select one of each of the required components listed on this page, respecting the determined size of the workbench.



| Model No. | Description | Dimensions D" x H" | Wt. lbs. |
|------------------------|---|--------------------|----------|
| HEAVY-DUTY | | | |
| ML266* | Pair of Legs for Use w/24" D Top, Includes Stringer FF979 | 22 x 32 | 38 |
| ML268* | Pair of Legs for Use w/30" D or 36" D Top, Includes Stringer FF979 | 28 x 32 | 45 |
| ML264 | Single Leg for Use w/24" D Top | 22 x 32 | 14 |
| ML265 | Single Leg for Use w/30" D or 36" D Top | 28 x 32 | 15 |
| ML267* | Mobile Kit for Use w/24" D Top (pair), Includes Stringer FF979 | 22 x 32 | 40 |
| ML269* | Mobile Kit for Use w/30" D or 36" D Top (pair), Includes Stringer FF979 | 28 x 32 | 40 |
| FG732 | Leg Extensions to Make Height Adjustable from 34"-39" in 1" Increments (Set of 4) | - | 8 |
| INDUSTRIAL DUTY | | | |
| MO931 | Single leg for use w/24"D top | 24 x 34 | 8 |
| MO932 | Single leg for use w/30"D or 36"D top | 30 x 34 | 8 |

* For 84" L and 96" L tops, **FH925** or **FH926** stringers are required

CUSTOMIZE YOUR WORKBENCH WITH ANY OF THE FOLLOWING OPTIONS

D - DRAWERS

- Add storage to any workbench
- All-welded heavy-gauge steel
- 100% full extension with ball bearing slide mechanism
- Equipped with locks and two keys
- All locks keyed alike by drawer model
- Custom key options available
- Capacity: 100 lbs. per drawer evenly distributed
- Aluminum extrusion handles with grey end caps
- Overall Dimensions: 18" W x 21" D x 9" H



SINGLE DRAWER UNITS

Model No. FH673

(1) 15 3/8" W x 20" D x 5 5/8" H



DOUBLE DRAWER UNITS

Model No. FH674

(2) 15 3/8" W x 20" D x 2 3/4" H

E - BENCH RISER SHELVES

- Increase storage space
- Ideal for getting tools and other equipment off work surfaces
- 9" D x 12" H • One per workbench

| Model No. | Overall Width" | Wt. lbs. |
|--------------|----------------|----------|
| FF956 | 48 | 19 |
| FF957 | 60 | 24 |
| FF958 | 72 | 29 |
| FI319 | 84 | 35 |
| FI320 | 96 | 42 |

G - BACK STOPS

- Add a 3" edge to the back of any workbench
- One per bench top

| Model No. | Overall Width" | Wt. lbs. |
|--------------|----------------|----------|
| FF704 | 48 | 8 |
| FF705 | 60 | 10 |
| FF708 | 72 | 12 |
| FI317 | 84 | 14 |
| FI318 | 96 | 16 |

F - LOWER SHELVES

- Add extra storage to any workbench
- One or two 9" deep shelves can be used per workbench

| Model No. | Overall Width" | Wt. lbs. |
|---|---------------------------|----------|
| HEAVY-DUTY ONE OR TWO 9" DEEP SHELVES CAN BE USED PER WORKBENCH | | |
| FF934 | 44 (For Use with 48" Top) | 14 |
| FF935 | 56 (For Use with 60" Top) | 16 |
| FF936 | 68 (For Use with 72" Top) | 18 |
| RL866 | 80 (For Use with 84" Top) | 21 |
| RL867 | 92 (For Use with 96" Top) | 24 |
| INDUSTRIAL DUTY ONE 14-3/4" DEEP SHELF CAN BE USED PER WORKBENCH | | |
| MO933 | 48 (For Use with 48" Top) | 12 |
| MO934 | 60 (For Use with 60" Top) | 15 |
| MO935 | 72 (For Use with 72" Top) | 18 |

H - END STOPS

- Add 3" sides to any workbench
- One per side desired to enclose

| Model No. | Overall Depth" | Wt. lbs. |
|--------------|----------------|----------|
| FF792 | 24 | 4 |
| FF793 | 30 | 5 |
| FF794 | 36 | 6 |



WE TRY TO MAKE IT EASY . . .

LOOK AT OUR PRE-DESIGNED LAYOUT OPTIONS ON PAGES B91 TO B93.

Customize to your specifications. If you need specific sizes or requirements not available on this page... call your Kleton dealer with your specs today!

WORKBENCHES

WORKBENCH TOPS

SELECT ONE OF THESE SEVEN TOPS TO CUSTOMIZE YOUR WORKBENCH.



LAMINATED HARDWOOD TOPS SQUARE EDGE

- Lacquer finished tops for durability
- Heavy-duty solid hardwood laminations for long life
- Overall thickness: 1 3/4"
- 1/8" edge radius



| Model No. | Size D" x W" | Wt. lbs. |
|-----------|--------------|----------|
| FI730 | 24 x 48 | 48 |
| FL592 | 24 x 60 | 64 |
| FL593 | 24 x 72 | 76 |
| FI731 | 24 x 84 | 85 |
| FL594 | 24 x 96 | 90 |
| FI732 | 24 x 120 | 125 |
| FL595 | 30 x 48 | 60 |
| FI733 | 30 x 60 | 75 |
| FI734 | 30 x 72 | 85 |
| FI735 | 30 x 84 | 101 |
| FI736 | 30 x 96 | 119 |
| FI737 | 30 x 120 | 191 |
| FL596 | 36 x 48 | 72 |
| FL597 | 36 x 60 | 92 |
| FI738 | 36 x 72 | 107 |
| FL598 | 36 x 84 | 124 |
| FI739 | 36 x 96 | 144 |
| FL599 | 36 x 120 | 154 |
| FI740 | 48 x 48 | 99 |
| FL600 | 48 x 60 | 120 |
| FL601 | 48 x 72 | 138 |
| FL602 | 48 x 84 | 163 |
| FL603 | 48 x 96 | 183 |
| FL604 | 48 x 120 | 240 |

Note: Tops over 36" D are shipped in two pieces of hardwood, hardware is included.

LAMINATED HARDWOOD TOPS BULLNOSE EDGE

- Lacquer finished tops for durability
- Heavy-duty solid hardwood laminations for long life
- Overall thickness: 1 3/4"
- 1/8" edge radius



| Model No. | Size D" x W" | Wt. lbs. |
|-----------|--------------|----------|
| FI522 | 24 x 48 | 47 |
| FI523 | 24 x 60 | 58 |
| FI524 | 24 x 72 | 69 |
| FL605 | 24 x 84 | 81 |
| FI525 | 24 x 96 | 92 |
| FI526 | 24 x 120 | 117 |
| FI527 | 30 x 48 | 60 |
| FI528 | 30 x 60 | 73 |
| FI529 | 30 x 72 | 90 |
| FI530 | 30 x 84 | 100 |
| FI531 | 30 x 96 | 120 |
| FL606 | 30 x 120 | 150 |
| FL607 | 36 x 48 | 71 |
| FI532 | 36 x 60 | 110 |
| FI533 | 36 x 72 | 118 |
| FL608 | 36 x 84 | 125 |
| FI534 | 36 x 96 | 144 |
| FL609 | 36 x 120 | 177 |
| FL610 | 48 x 48 | 94 |
| FL611 | 48 x 60 | 119 |
| FL612 | 48 x 72 | 139 |
| FL613 | 48 x 84 | 164 |
| FL614 | 48 x 96 | 185 |
| FL615 | 48 x 120 | 243 |

Note: Tops over 36" D are shipped in two pieces of hardwood, hardware is included.

LAMINATED HARDWOOD TOPS

- Lacquer finished tops for durability
- Industrial-duty solid hardwood laminations for long life
- Overall thickness: 1 1/4"
- 1/8" radius edge



| Model No. | Size D" x W" | Wt. lbs. |
|-----------------------|--------------|----------|
| BULL NOSE EDGE | | |
| FM930 | 24 x 48 | 35 |
| FM931 | 24 x 60 | 44 |
| FM932 | 24 x 72 | 54 |
| FM933 | 30 x 48 | 43 |
| FM934 | 30 x 60 | 55 |
| FM935 | 30 x 72 | 67 |
| FN369 | 36 x 60 | 70 |
| FM936 | 36 x 72 | 77 |
| SQUARE EDGE | | |
| FM937 | 24 x 48 | 35 |
| FM938 | 24 x 60 | 41 |
| FM939 | 24 x 72 | 54 |
| FM940 | 30 x 48 | 45 |
| FM941 | 30 x 60 | 55 |
| FM942 | 30 x 72 | 67 |
| FN370 | 36 x 60 | 65 |
| FM943 | 36 x 72 | 80 |

SHOP TOPS


- Great top for medium-duty applications
- 3/8" double sealed resin boards laminated over 1 1/8" MDF core
- Overall thickness: 1 3/4"



| Model No. | Size D" x W" | Wt. lbs. |
|-----------|--------------|----------|
| FD001 | 24 x 48 | 60 |
| FD002 | 24 x 60 | 75 |
| FH764 | 30 x 48 | 75 |
| FD004 | 30 x 60 | 88 |
| FD005 | 30 x 72 | 105 |
| FH765 | 30 x 84 | 148 |
| FH766 | 30 x 96 | 107 |
| FH767 | 36 x 48 | 90 |
| FD006 | 36 x 60 | 94 |
| FD007 | 36 x 72 | 126 |
| FH768 | 36 x 84 | 158 |
| FH769 | 36 x 96 | 180 |

PLASTIC LAMINATE TOPS


- Light-duty top with smooth white plastic laminate face covering 45-lb. density particle board
- Overall thickness: 1 5/8"
- Colour: White



| Model No. | Size D" x W" | Wt. lbs. |
|-----------|--------------|----------|
| FD008 | 24 x 48 | 56 |
| FD009 | 24 x 60 | 66 |
| FH771 | 30 x 48 | 63 |
| FD011 | 30 x 60 | 88 |
| FD012 | 30 x 72 | 105 |
| FH772 | 30 x 84 | 114 |
| FH773 | 30 x 96 | 144 |
| FH774 | 36 x 48 | 87 |
| FD013 | 36 x 60 | 102 |
| FD014 | 36 x 72 | 126 |
| FH776 | 36 x 84 | 151 |
| FH777 | 36 x 96 | 173 |

STEEL WOOD-FILLED TOPS


- Heavy-duty 14-gauge steel with formed edges
- Reinforced with wood core for sound reduction and added strength
- Overall thickness: 1 3/4"
- Colour: Powder coat Kleton grey



| Model No. | Size D" x W" | Wt. lbs. |
|-----------|--------------|----------|
| FD030 | 24 x 48 | 59 |
| FD031 | 24 x 60 | 74 |
| FH871 | 30 x 48 | 70 |
| FD033 | 30 x 60 | 101 |
| FD034 | 30 x 72 | 110 |
| FH872 | 30 x 84 | 118 |
| FH873 | 30 x 96 | 140 |
| FH874 | 36 x 48 | 88 |
| FD035 | 36 x 60 | 111 |
| FD036 | 36 x 72 | 119 |
| FH875 | 36 x 84 | 148 |
| FH876 | 36 x 96 | 174 |

304 STAINLESS STEEL WOOD-FILLED TOPS

- Heavy-duty 14-gauge stainless steel with a number 4 finish and formed edges
- Reinforced with wood core for sound reduction and added strength
- Overall thickness: 1 3/4"



| Model No. | Size D" x W" | Wt. lbs. |
|-----------|--------------|----------|
| FI268* | 24 x 48 | 64 |
| FI269* | 24 x 60 | 70 |
| FI270* | 30 x 48 | 72 |
| FI271* | 30 x 60 | 92 |
| FI272* | 30 x 72 | 112 |
| FI273* | 30 x 84 | 129 |
| FI274* | 30 x 96 | 143 |
| FI275* | 36 x 48 | 87 |
| FI276* | 36 x 60 | 110 |
| FI277* | 36 x 72 | 132 |
| FI278* | 36 x 84 | 154 |
| FI279* | 36 x 96 | 169 |

* Stainless Steel finish may vary

WORKBENCHES



SELECT FROM ONE OF OUR PRE-DESIGNED LAYOUT OPTIONS.
34" OVERALL HEIGHT, CAPACITY 2500 LBS. EVENLY DISTRIBUTED.



| 36" x 72" | 36" x 60" | 30" x 72" | 30" x 60" | 24" x 60" |
|--------------------------------|-----------|-----------|-----------|-----------|
| STEEL - WOOD FILL | | | | |
| FF672 | FF671 | FF670 | FF669 | FF667 |
| LAMINATED WOOD - 1 3/4" | | | | |
| FF658 | FF657 | FF656 | FF655 | FF653 |
| SHOP TOP | | | | |
| FF679 | FH877 | FF677 | FF676 | FH878 |
| PLASTIC LAMINATE | | | | |
| FF665 | FH879 | FF663 | FF662 | FH880 |
| LAMINATED WOOD - 1 1/4" | | | | |
| FM952* | FM951* | FM950* | FM949* | FM948* |

*1500-lb. capacity



| 36" x 72" | 36" x 60" | 30" x 72" | 30" x 60" | 24" x 60" |
|--------------------------------|-----------|-----------|-----------|-----------|
| STEEL - WOOD FILL | | | | |
| FF707 | FF706 | FF703 | FF702 | FF700 |
| LAMINATED WOOD - 1 3/4" | | | | |
| FF691 | FF690 | FF689 | FF688 | FF686 |
| SHOP TOP | | | | |
| FF715 | FH881 | FF713 | FF712 | FH882 |
| PLASTIC LAMINATE | | | | |
| FF698 | FH883 | FF696 | FF695 | FH884 |
| LAMINATED WOOD - 1 1/4" | | | | |
| FM957* | FM956* | FM955* | FM954* | FM953* |

*1500-lb. capacity



| 36" x 72" | 36" x 60" | 30" x 72" | 30" x 60" | 24" x 60" |
|--------------------------------|-----------|-----------|-----------|-----------|
| STEEL - WOOD FILL | | | | |
| FG293 | FG292 | FG291 | FG290 | FG289 |
| LAMINATED WOOD - 1 3/4" | | | | |
| FG285 | FG284 | FG283 | FG282 | FG281 |
| SHOP TOP | | | | |
| FG296 | FH885 | FG295 | FG294 | FH886 |
| PLASTIC LAMINATE | | | | |
| FG288 | FH887 | FG287 | FG286 | FH888 |
| LAMINATED WOOD - 1 1/4" | | | | |
| FM962* | FM961* | FM960* | FM959* | FM958* |

*1500-lb. capacity



| 36" x 72" | 36" x 60" | 30" x 72" | 30" x 60" | 24" x 60" |
|--------------------------------|-----------|-----------|-----------|-----------|
| STEEL - WOOD FILL | | | | |
| FG109 | FG108 | FG107 | FG106 | FG104 |
| LAMINATED WOOD - 1 3/4" | | | | |
| FG095 | FG094 | FG093 | FG092 | FG090 |
| SHOP TOP | | | | |
| FG116 | FH889 | FG114 | FG113 | FH890 |
| PLASTIC LAMINATE | | | | |
| FG102 | FH891 | FG100 | FG099 | FH892 |
| LAMINATED WOOD - 1 1/4" | | | | |
| FM967* | FM966* | FM965* | FM964* | FM963* |

*1500-lb. capacity



| 36" x 72" | 36" x 60" | 30" x 72" | 30" x 60" | 24" x 60" |
|--------------------------------|-----------|-----------|-----------|-----------|
| STEEL - WOOD FILL | | | | |
| FG277 | FG276 | FG275 | FG274 | FG273 |
| LAMINATED WOOD - 1 3/4" | | | | |
| FG269 | FG268 | FG267 | FG266 | FG265 |
| SHOP TOP | | | | |
| FG280 | FH893 | FG279 | FG278 | FH894 |
| PLASTIC LAMINATE | | | | |
| FG272 | FH895 | FG271 | FG270 | FH896 |
| LAMINATED WOOD - 1 1/4" | | | | |
| FM972* | FM971* | FM970* | FM969* | FM968* |

*1500-lb. capacity



| 36" x 72" | 36" x 60" | 30" x 72" | 30" x 60" | 24" x 60" |
|--------------------------------|-----------|-----------|-----------|-----------|
| STEEL - WOOD FILL | | | | |
| FG640 | FG641 | FG642 | FG644 | FG643 |
| LAMINATED WOOD - 1 3/4" | | | | |
| FG635 | FG636 | FG637 | FG638 | FG639 |
| SHOP TOP | | | | |
| FG645 | FH897 | FG646 | FG647 | FH898 |
| PLASTIC LAMINATE | | | | |
| FG648 | FH899 | FG649 | FG650 | FH900 |
| LAMINATED WOOD - 1 1/4" | | | | |
| FM977* | FM976* | FM975* | FM974* | FM973* |

*1500-lb. capacity



| 36" x 72" | 36" x 60" | 30" x 72" | 30" x 60" | 24" x 60" |
|--------------------------------|-----------|-----------|-----------|-----------|
| STEEL - WOOD FILL | | | | |
| FG137 | FG136 | FG135 | FG134 | FG132 |
| LAMINATED WOOD - 1 3/4" | | | | |
| FG123 | FG122 | FG121 | FG120 | FG118 |
| SHOP TOP | | | | |
| FG144 | FH901 | FG142 | FG141 | FH902 |
| PLASTIC LAMINATE | | | | |
| FG130 | FH903 | FG128 | FG127 | FH904 |
| LAMINATED WOOD - 1 1/4" | | | | |
| FM982* | FM981* | FM980* | FM979* | FM978* |

*1500-lb. capacity



| 36" x 72" | 36" x 60" | 30" x 72" | 30" x 60" | 24" x 60" |
|--------------------------------|-----------|-----------|-----------|-----------|
| STEEL - WOOD FILL | | | | |
| FG245 | FG244 | FG243 | FG242 | FG241 |
| LAMINATED WOOD - 1 3/4" | | | | |
| FG237 | FG236 | FG235 | FG234 | FG233 |
| SHOP TOP | | | | |
| FG248 | FH905 | FG247 | FG246 | FH906 |
| PLASTIC LAMINATE | | | | |
| FG240 | FH907 | FG239 | FG238 | FH908 |
| LAMINATED WOOD - 1 1/4" | | | | |
| FM987* | FM986* | FM985* | FM984* | FM983* |

*1500-lb. capacity



| 36" x 72" | 36" x 60" | 30" x 72" | 30" x 60" | 24" x 60" |
|--------------------------------|-----------|-----------|-----------|-----------|
| STEEL - WOOD FILL | | | | |
| FG229 | FG228 | FG227 | FG226 | FG225 |
| LAMINATED WOOD - 1 3/4" | | | | |
| FG221 | FG220 | FG219 | FG218 | FG217 |
| SHOP TOP | | | | |
| FG232 | FH917 | FG231 | FG230 | FH918 |
| PLASTIC LAMINATE | | | | |
| FG224 | FH919 | FG223 | FG222 | FH920 |
| LAMINATED WOOD - 1 1/4" | | | | |
| FN003* | FN002* | FN001* | FM999* | FM998* |

*1500-lb. capacity

WORKBENCHES



SELECT FROM ONE OF OUR PRE-DESIGNED LAYOUT OPTIONS.
34" OVERALL HEIGHT, CAPACITY 2500 LBS. EVENLY DISTRIBUTED.



| 36" x 72" | 36" x 60" | 30" x 72" | 30" x 60" | 24" x 60" |
|-------------------------|-----------|-----------|-----------|-----------|
| STEEL - WOOD FILL | | | | |
| FG464 | FG465 | FG466 | FG467 | FG468 |
| LAMINATED WOOD - 1 3/4" | | | | |
| FG459 | FG460 | FG461 | FG462 | FG463 |
| SHOP TOP | | | | |
| FG469 | FH913 | FG470 | FG471 | FH914 |
| PLASTIC LAMINATE | | | | |
| FG472 | FH915 | FG473 | FG474 | FH916 |
| LAMINATED WOOD - 1 1/4" | | | | |
| FM993* | FM994* | FM995* | FM996* | FM997* |

*1500-lb. capacity

| 36" x 72" | 36" x 60" | 30" x 72" | 30" x 60" | 24" x 60" |
|-------------------------|-----------|-----------|-----------|-----------|
| STEEL - WOOD FILL | | | | |
| FG624 | FG625 | FG626 | FG627 | FG628 |
| LAMINATED WOOD - 1 3/4" | | | | |
| FG619 | FG620 | FG621 | FG622 | FG623 |
| SHOP TOP | | | | |
| FG629 | FH909 | FG630 | FG631 | FH910 |
| PLASTIC LAMINATE | | | | |
| FG632 | FH911 | FG633 | FG634 | FH912 |
| LAMINATED WOOD - 1 1/4" | | | | |
| FM988* | FM989* | FM990* | FM991* | FM992* |

*1500-lb. capacity

| 36" x 72" | 36" x 60" | 30" x 72" | 30" x 60" | 24" x 60" |
|-------------------------|-----------|-----------|-----------|-----------|
| STEEL - WOOD FILL | | | | |
| FG415 | FG414 | FG413 | FG412 | FG411 |
| LAMINATED WOOD - 1 3/4" | | | | |
| FG420 | FG419 | FG418 | FG417 | FG416 |
| SHOP TOP | | | | |
| FG423 | FH921 | FG422 | FG421 | FH922 |
| PLASTIC LAMINATE | | | | |
| FG426 | FH923 | FG425 | FG424 | FH924 |



SELECT FROM ONE OF OUR PRE-DESIGNED LAYOUT OPTIONS.
34" OVERALL HEIGHT, CAPACITY 1000 LBS. EVENLY DISTRIBUTED.



| 24" x 60" | 30" x 60" | 30" x 72" | 36" x 60" | 36" x 72" |
|-------------------------|-----------|-----------|-----------|-----------|
| STEEL - WOOD FILL | | | | |
| FN049 | - | - | FN052 | FN053 |
| LAMINATED WOOD - 1 3/4" | | | | |
| FN054 | FN055 | FN056 | FN057 | FN058 |
| SHOP TOP | | | | |
| FN059 | FN060 | FN061 | FN062 | FN063 |
| PLASTIC LAMINATE | | | | |
| FN064 | FN065 | FN066 | FN067 | FN068 |
| LAMINATED WOOD - 1 1/4" | | | | |
| FN269 | FN270 | FN271 | FN272 | FN273 |

| 24" x 60" | 30" x 60" | 30" x 72" | 36" x 60" | 36" x 72" |
|-------------------------|-----------|-----------|-----------|-----------|
| STEEL - WOOD FILL | | | | |
| FN069 | - | - | FN072 | FN073 |
| LAMINATED WOOD - 1 3/4" | | | | |
| FN074 | FN075 | FN076 | FN077 | FN078 |
| SHOP TOP | | | | |
| FN079 | FN080 | FN081 | FN082 | FN083 |
| PLASTIC LAMINATE | | | | |
| FN084 | FN085 | FN086 | FN087 | FN088 |
| LAMINATED WOOD - 1 1/4" | | | | |
| FN274 | FN275 | FN276 | FN277 | FN278 |

| 24" x 60" | 30" x 60" | 30" x 72" | 36" x 60" | 36" x 72" |
|-------------------------|-----------|-----------|-----------|-----------|
| STEEL - WOOD FILL | | | | |
| FN089 | - | - | FN092 | FN093 |
| LAMINATED WOOD - 1 3/4" | | | | |
| FN094 | FN095 | FN096 | FN097 | FN098 |
| SHOP TOP | | | | |
| FN099 | FN100 | FN101 | FN102 | FN103 |
| PLASTIC LAMINATE | | | | |
| FN104 | FN105 | FN106 | FN107 | FN108 |
| LAMINATED WOOD - 1 1/4" | | | | |
| FN279 | FN280 | FN281 | FN282 | FN283 |



| 24" x 60" | 30" x 60" | 30" x 72" | 36" x 60" | 36" x 72" |
|-------------------------|-----------|-----------|-----------|-----------|
| STEEL - WOOD FILL | | | | |
| FN109 | FG106 | FG107 | FN112 | FN113 |
| LAMINATED WOOD - 1 3/4" | | | | |
| FN114 | FN115 | FN116 | FN117 | FN118 |
| SHOP TOP | | | | |
| FN119 | FN120 | FN121 | FN122 | FN123 |
| PLASTIC LAMINATE | | | | |
| FN124 | FN125 | FN126 | FN127 | FN128 |
| LAMINATED WOOD - 1 1/4" | | | | |
| FN284 | FN285 | FN286 | FN287 | FN288 |

| 24" x 60" | 30" x 60" | 30" x 72" | 36" x 60" | 36" x 72" |
|-------------------------|-----------|-----------|-----------|-----------|
| STEEL - WOOD FILL | | | | |
| FN129 | FG274 | FG275 | FN132 | FN133 |
| LAMINATED WOOD - 1 3/4" | | | | |
| FN134 | FN135 | FN136 | FN137 | FN138 |
| SHOP TOP | | | | |
| FN139 | FN140 | FN141 | FN142 | FN143 |
| PLASTIC LAMINATE | | | | |
| FN144 | FN145 | FN146 | FN147 | FN148 |
| LAMINATED WOOD - 1 1/4" | | | | |
| FN289 | FN290 | FN291 | FN292 | FN293 |

| 24" x 60" | 30" x 60" | 30" x 72" | 36" x 60" | 36" x 72" |
|-------------------------|-----------|-----------|-----------|-----------|
| STEEL - WOOD FILL | | | | |
| FN149 | FG444 | FG462 | FN152 | FN153 |
| LAMINATED WOOD - 1 3/4" | | | | |
| FN154 | FN155 | FN156 | FN157 | FN158 |
| SHOP TOP | | | | |
| FN159 | FN160 | FN161 | FN162 | FN163 |
| PLASTIC LAMINATE | | | | |
| FN164 | FN165 | FN166 | FN167 | FN168 |
| LAMINATED WOOD - 1 1/4" | | | | |
| FN294 | FN295 | FN296 | FN297 | FN298 |

EXTRA HEAVY-DUTY WORKBENCHES

ALL WELDED BENCHES

- Our most solid workbench available
- All-welded construction features a wood-filled 3/16" steel top with 11-gauge steel legs and stringers
- Mobile units come with 6" polyurethane casters, two swivel with brakes and two rigid
- Bolt-down footplates are standard
- Overall height: 34"
- Durable Kleton blue enamel finish



3500-lb. or
5000-lb. Capacity
All-Welded Bench



| Model No. | Style | Dimensions | | | Cap. lbs. | Wt. lbs. |
|-----------|--------|------------|---|----|-----------|----------|
| | | W" | x | D" | | |
| FF494 | Static | 72 | x | 30 | 5000 | 290 |
| FF495 | Static | 72 | x | 36 | 5000 | 360 |
| FH465 | Mobile | 72 | x | 30 | 3500 | 290 |
| FH466 | Mobile | 72 | x | 36 | 3500 | 360 |

Other sizes available on request

HEAVY-DUTY MACHINE STANDS

- Designed for use as machinery stand or work table when full-sized workbench is not necessary
- All-welded construction, 14-gauge steel lip-down shelves, with bolt-down footplates on 3/16" x 1 1/2" angle leg
- 14" shelf clearance
- Overall height: 32"
- Durable Kleton blue enamel finish

FH269



1200-lb. Capacity
All-Welded



| Model No. | Dimensions | | | Cap. lbs. | Wt. lbs. |
|-----------|------------|---|----|-----------|----------|
| | W" | x | D" | | |
| FH268 | 30 | x | 18 | 1200 | 60 |
| FH269 | 36 | x | 24 | 1200 | 70 |
| FH270 | 48 | x | 24 | 1200 | 85 |

SINGLE PEDESTAL BENCHES

- Heavy gauge steel cabinet with 1" round tube frame
- Top tray lined with a rubber mat
- Full extension drawers with a capacity of 100 lbs. per drawer
- Four 4" non-marking casters with brakes for smooth, easy rolling
- Overall dimensions 20" W x 21" D x 37" H
- Capacity: 800 lbs. evenly distributed
- Cabinet frame powder coat finish with grey shell and Kleton blue on doors and drawers
- Comes complete with locks and two keys



FF984

MH801

| Model No. | Description | Wt. lbs. |
|-----------|---------------------|----------|
| FF984 | 4-Drawer Cabinet | 120 |
| MH801 | Single Door Cabinet | 75 |

OPEN PEDESTAL BENCHES

- Designed for workshop applications
- Feature 1 3/4" thick solid laminated hardwood top, mounted on all-welded pedestals with two shelves
- Pedestal dimensions: 18" W x 24" D x 32" H
- Overall height: 34"
- Durable Kleton blue finish



2500-lb. Capacity
Pedestal Bench



| Model No. | Dimensions | | | Wt. lbs. |
|-----------|------------|---|----|----------|
| | W" | x | D" | |
| FF120 | 60 | x | 30 | 158 |
| FF121 | 72 | x | 30 | 175 |
| FF122 | 84 | x | 30 | 192 |
| FF119 | 120 | x | 30 | 245 |

* 36" deep units and/or steel tops available upon request.

HEAVY-DUTY WORKBENCHES

- Top is 12 gauge reinforced steel
- Includes a 12 gauge steel lower shelf with 500 lbs. capacity
- Foot pads with predrilled holes allow lagging to the floor
- Durable textured powder coat finish
- Capacity: 4000 lbs.
- Configuration: Shelf
- Dimensions: 48" W x 30" D x 34" H
- Colour: Grey
- Weight: 202 lbs.

Model No. M0950

Mfg. No. DWB-3048-95



MAXI-BENCH WORKSTATIONS

- Bring your workstation to your work
- Features a sturdy 30" x 60" wood filled steel top and heavy duty all-welded 14-gauge steel frame mounted on 5" nylon non-marking casters, two rigid, two swivel (with brakes)
- Standard features: 42" high peg board panel, double drawers, swivel-out stool, lower shelf; end stops
- FF068 (shown) and FF071 include fluorescent lamp, 25' incandescent drop light, 4-outlet power bar
- Capacity: 1200 lbs. evenly distributed
- Durable Kleton blue enamel finish
- Shipped assembled

FF068



| Model No. | Description | Overall Height" | Wt. lbs. |
|-----------|-----------------------|-----------------|----------|
| FF068 | Mobile, Complete | 76 | 340 |
| FF069 | Mobile, No Electrical | 76 | 350 |
| FF071 | Static, Complete | 70 | 380 |
| FF072 | Static, No Electrical | 70 | 363 |

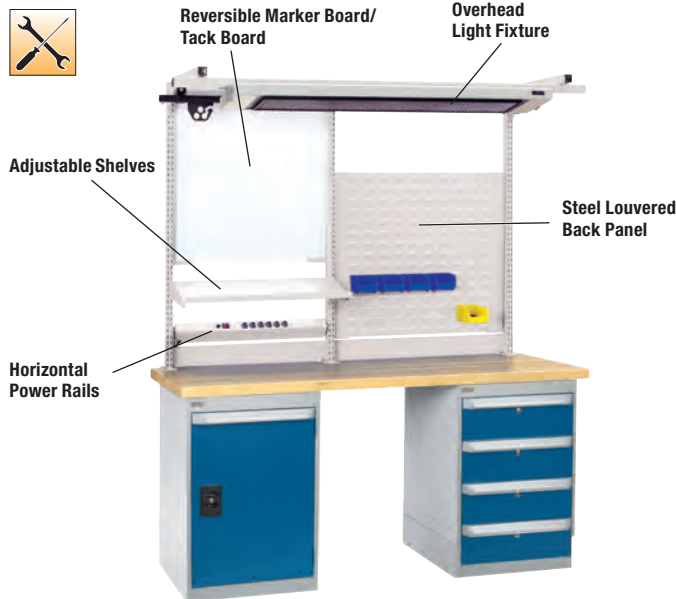
WORKBENCHES

ERGONOMIC WORKSTATIONS

- Highly functional and flexible system of above-work surface accessories and modular components
- Ergonomically designed, delivering easy accessibility with no stretch or strain
- Modular design allows for easy reconfiguration

Workstation benefits include:

- Greater productivity and efficiency
- Reduced strain and increased ergonomic ease
- Equipped to exactly suit your needs
- Properly illuminated work areas



TO PICK THE RIGHT FRAME FOR YOUR NEEDS YOU MUST DETERMINE THE FOLLOWING MEASUREMENTS:

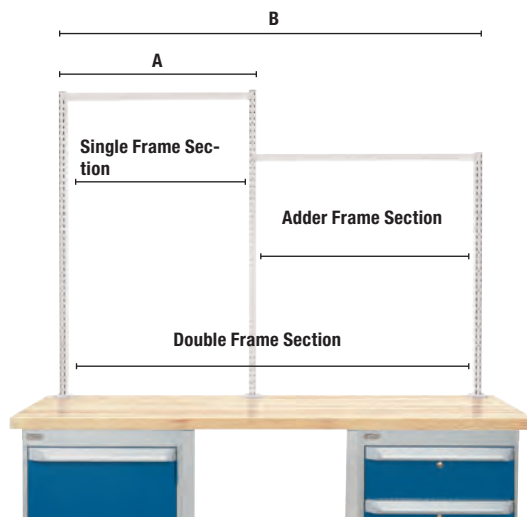
Section Width (A): Is measured from the centre of one upright to the other.

Overall Width (B): Is measured from the outside of one foot plate to the other.

Then determine if you require a single frame or double frame unit.

SURFACE MOUNT FRAMES

- Frames are made from a heavy gauge steel and are notched front and back at 1" increments
- Foot plate is 2 3/4" x 4"



LISTA®

SINGLE FRAME SECTIONS

| Model No. | Height" | Section Width" (A) | Min Work Surface Width" Required |
|-----------|---------|--------------------|----------------------------------|
| FI368 | 30 | 24 | 30 |
| FI370 | 30 | 30 | 36 |
| FH992 | 30 | 36 | 42 |
| FI372 | 30 | 42 | 48 |
| FH993 | 30 | 48 | 54 |
| FI374 | 30 | 60 | 66 |
| FI369 | 48 | 24 | 30 |
| FI371 | 48 | 30 | 36 |
| FH994 | 48 | 36 | 42 |
| FI373 | 48 | 42 | 48 |
| FH995 | 48 | 48 | 54 |
| FI375 | 48 | 60 | 66 |

ADDER FRAME SECTION

| Model No. | Height" | Section Width" (A) | Min Work Surface Width" Required |
|-----------|---------|--------------------|----------------------------------|
| FI376 | 30 | 24 | 54 |
| FI378 | 30 | 30 | 60 |
| FI380 | 30 | 36 | 66 |
| FI382 | 30 | 42 | 72 |
| FI384 | 30 | 48 | 78 |
| FI386 | 30 | 60 | 90 |
| FI377 | 48 | 24 | 54 |
| FI379 | 48 | 30 | 60 |
| FI381 | 48 | 36 | 66 |
| FI383 | 48 | 42 | 72 |
| FI385 | 48 | 48 | 78 |
| FI387 | 48 | 60 | 90 |

DOUBLE FRAME SECTIONS

| Model No. | Height" | Section Width" | Min Work Surface Width" Required |
|-----------|---------|----------------|----------------------------------|
| FI747 | 30 | 24 + 24 | 54 |
| FI749 | 30 | 24 + 30 | 60 |
| FL525 | 30 | 24 + 36 | 66 |
| FL526 | 30 | 24 + 42 | 72 |
| FL527 | 30 | 24 + 48 | 78 |
| FL528 | 30 | 24 + 60 | 90 |
| FL529 | 30 | 30 + 30 | 66 |
| FL530 | 30 | 30 + 36 | 72 |
| FL531 | 30 | 30 + 42 | 78 |
| FL532 | 30 | 30 + 48 | 84 |
| FL533 | 30 | 30 + 60 | 96 |
| FL534 | 30 | 36 + 36 | 78 |
| FL535 | 30 | 36 + 42 | 84 |
| FL536 | 30 | 36 + 48 | 90 |
| FL537 | 30 | 36 + 60 | 102 |
| FL538 | 30 | 42 + 42 | 90 |
| FL539 | 30 | 42 + 48 | 96 |
| FL540 | 30 | 42 + 60 | 108 |
| FL541 | 30 | 48 + 48 | 102 |
| FL542 | 30 | 48 + 60 | 114 |
| FL543 | 30 | 60 + 60 | 126 |
| FI748 | 48 | 24 + 24 | 54 |
| FI750 | 48 | 24 + 30 | 60 |
| FL544 | 48 | 24 + 36 | 66 |
| FL545 | 48 | 24 + 42 | 72 |
| FL546 | 48 | 24 + 48 | 78 |
| FL547 | 48 | 24 + 60 | 90 |
| FL548 | 48 | 30 + 30 | 66 |
| FL549 | 48 | 30 + 36 | 72 |
| FL550 | 48 | 30 + 42 | 78 |
| FL551 | 48 | 30 + 48 | 84 |
| FL552 | 48 | 30 + 60 | 96 |
| FL553 | 48 | 36 + 36 | 78 |
| FL554 | 48 | 36 + 42 | 84 |
| FL555 | 48 | 36 + 48 | 90 |
| FL556 | 48 | 36 + 60 | 102 |
| FL557 | 48 | 42 + 42 | 90 |
| FL558 | 48 | 42 + 48 | 96 |
| FL559 | 48 | 42 + 60 | 108 |
| FL560 | 48 | 48 + 48 | 102 |
| FL561 | 48 | 48 + 60 | 114 |
| FL562 | 48 | 60 + 60 | 126 |

NEXUS SYSTEM WORKBENCH ACCESSORIES

OVERHEAD CABINETS

- Steel cabinet with retractable locking door, includes mounting brackets, lock and two keys



| Model No. | Overall Dimensions W" x D" x H" |
|-----------|------------------------------------|
| FI364 | 24 x 15 x 16 |
| FI365 | 30 x 15 x 16 |
| FI366 | 36 x 15 x 16 |
| FI367 | 48 x 15 x 16 |

REPLACEMENT PARTS

| | |
|-------|---|
| FI362 | Support Brackets for 16" Overall Height |
|-------|---|

OVERHEAD LIGHT FIXTURES

- Tilts up or down 10°
- Kit includes a switch, 8' grounded electrical cord, support track, standard acrylic diffuser and T8 bulbs
- Support bracket sold separately



| Model No. | Use with Frame Overall Width" |
|-----------|----------------------------------|
| FN423 | 48 |
| FN424 | 60 |

SUPPORT BRACKETS

| Model No. | Use with Frame Overall Depth" |
|-----------|----------------------------------|
| FI327 | Less than 30 |
| FI328 | Greater than or equal to 30 |

HORIZONTAL POWER BOARDS

- 15 Amps with six plugs
- Pivots on axis providing full horizontal adjustability



| Model No. | Overall Width" |
|-----------|----------------|
| FI022 | 24 |
| FI023 | 30 |
| FI024 | 36 |
| FI025 | 48 |

VERTICAL POWER BOARDS

- 15 Amps with six outlets
- Mounts vertically to front and back of upright
- Features a lighted on/off switch, 6' cord with grounded plug and circuit breaker
- Bracket and hardware included

Model No. FI021



PLASTIC BOX RAILS

- Easily adjustable for ergonomic access
- Can be mounted either parallel or a 15° angle to the workstation
- Suitable to use with bins that have a rear lip
- Plastic bins not included



| Model No. | Overall Width" |
|-----------|----------------|
| FI030 | 24 |
| FI031 | 30 |
| FI032 | 36 |
| FI033 | 48 |

ADJUSTABLE SHELVES

- Adjustable, heavy gauge steel shelves can be mounted parallel to the work surface or at a 15° angle for easy ergonomic access
- 100-lb. capacity evenly distributed



| Model No. | Overall Dimensions W" x D" |
|-----------|-------------------------------|
| FI001 | 24 x 12 |
| FI002 | 30 x 12 |
| FI003 | 36 x 12 |
| FI004 | 48 x 12 |
| FI005 | 24 x 15 |
| FI006 | 30 x 15 |
| FI007 | 36 x 15 |
| FI008 | 48 x 15 |
| FI009 | 24 x 18 |
| FI010 | 30 x 18 |
| FI011 | 36 x 18 |
| FI012 | 48 x 18 |

SHELF DIVIDERS


- Steel dividers fit over the edge of the shelf when it is mounted parallel to the work surface



| Model No. | Overall Dimensions D" x H" |
|-----------|-------------------------------|
| FI013 | 12 x 4 |
| FI014 | 12 x 6 |
| FI015 | 12 x 8 |
| FI016 | 15 x 4 |
| FI017 | 15 x 6 |
| FI018 | 15 x 8 |

STEEL LOUVERED BACK PANELS

- Designed to accommodate industry standard plastic bins that featured louvered edge or lip



| Model No. | Overall Dim. W" x H" |
|-----------|-------------------------|
| FI034 | 24 x 18 |
| FI035 | 30 x 18 |
| FI036 | 36 x 18 |
| FI037 | 48 x 18 |

| Model No. | Overall Dim. W" x H" |
|-----------|-------------------------|
| FI038 | 24 x 30 |
| FI039 | 30 x 30 |
| FI040 | 36 x 30 |
| FI041 | 48 x 30 |

REVERSIBLE MARKERBOARDS/TACKBOARDS

- Two-sided reversible board
- Features white magnetic marker board on one side and grey fabric panel on the other



| Model No. | Overall Dimensions W" x H" |
|-----------|-------------------------------|
| FI050 | 24 x 30 |
| FI051 | 30 x 30 |
| FI052 | 36 x 30 |
| FI053 | 48 x 30 |

STEEL PEGBOARD PANELS

- Accepts all standard pegging devices
- Holes are 1/4" in diameter



| Model No. | Overall Dim. W" x H" |
|-----------|-------------------------|
| FI042 | 24 x 18 |
| FI043 | 30 x 18 |
| FI044 | 36 x 18 |
| FI045 | 48 x 18 |

| Model No. | Overall Dim. W" x H" |
|-----------|-------------------------|
| FI046 | 24 x 30 |
| FI047 | 30 x 30 |
| FI048 | 36 x 30 |
| FI049 | 48 x 30 |

OTHER SIZES AVAILABLE UPON REQUEST

DRAWER CABINETS



B R O M E



DRAWER SLIDES

| Drawer Depth | Drawer Capacity (lbs.) | Slides |
|--------------|------------------------|--------|
| 24" | 440 | FN414 |
| 28" | 440 | FN416 |



FN414

DRAWER PARTITIONS

| Drawer Depth | Drawer Height | | | | |
|--------------|---------------|-------|-------|---------|---------|
| | 3" | 4" | 5" | 6" & 7" | 8" & 9" |
| 24" | FN380 | FN381 | FN382 | FN383 | FN384 |
| 28" | FN385 | FN386 | FN387 | FN388 | FN389 |



FN380 (Partitions only, cabinet not included)




DRAWER DIVIDERS

| Divider Length | Drawer Height | | | | |
|----------------|---------------|-------|-------|---------|---------|
| | 3" | 4" | 5" | 6" & 7" | 8" & 9" |
| 3" | FN390 | FN395 | FN400 | FN405 | - |
| 4" | FN391 | FN396 | FN401 | FN406 | FN410 |
| 5" | FN392 | FN397 | FN402 | FN407 | FN411 |
| 6" & 7" | FN393 | FN398 | FN403 | FN408 | FN412 |
| 8" & 9" | FN394 | FN399 | FN404 | FN409 | FN413 |



FN409 (Dividers only, partitions and cabinet not included)



MODULAR DRAWER CABINETS

LOCK-IN MECHANISM

AGF Brome keyed locking mechanism locks all drawers in one turn and included 2 keys

AGF BROME ODAT SAFETY MECHANISM

One-drawer-At-A-Time (ODAT) allows only one drawer to be opened at a time

RECESSED HANDLES

Handles are flush when drawers are closed

100% EXTENSION DRAWERS

Continuous and smooth extension allow for full access of compartment content

DRAWER CAPACITY

440 lbs. capacity per drawer

INSTALLED DRAWER DIVIDERS

Maximize storage capacity, accelerate inventory control and allow for fast content identification with dividers

FORKLIFT BASE

A 2-inch high forklift base is designed for easy relocation

DRAWER CABINETS

MODULAR DRAWER CABINETS





B R O M E



Overall dimensions: 30" W x 24" D x 40" H
 Number of drawers: 7
 Number of compartments: 96
Model No. FM105 Blue
Model No. FM106 Black
Model No. FM107 Grey

DRAWER CONFIG.

Drawers 3"- 4" : A
 Drawers 6" : B
 Drawers 9" : C



Overall dimensions: 36" W x 24" D x 40" H
 Number of drawers: 9
 Number of compartments: 216
Model No. FM171 Blue
Model No. FM172 Black
Model No. FM173 Grey

DRAWER CONFIG.


Drawers 3"- 4" : A



Overall dimensions: 30" W x 24" D x 40" H
 Number of drawers: 6
 Number of compartments: 63
Model No. FM225 Blue
Model No. FM226 Black
Model No. FM227 Grey

DRAWER CONFIG.

Drawers 5" : A
 Drawers 6" : B



Overall dimensions: 48" W x 24" D x 40" H
 Number of drawers: 6
 Number of compartments: 112
Model No. FM237 Blue
Model No. FM238 Black
Model No. FM239 Grey

DRAWER CONFIG.


Drawers 5" : A
 Drawers 6" : B



Overall dimensions: 30" W x 24" D x 60" H
 Number of drawers: 12
 Number of compartments: 177
Model No. FM289 Blue
Model No. FM290 Black
Model No. FM291 Grey

DRAWER CONFIG.

Drawers 3"- 4" : A
 Drawers 6" : B
 Drawers 9" : C



Overall dimensions: 48" W x 24" D x 60" H
 Number of drawers: 14
 Number of compartments: 448
Model No. FM361 Blue
Model No. FM362 Black
Model No. FM363 Grey


DRAWER CONFIG.

Drawers 3"- 4" : A



DRAWER CABINETS

MODULAR DRAWER CABINETS



Overall dimensions: 30" W x 24" D x 60" H
 Number of drawers: 14
 Number of compartments: 252
Model No. FM349 Blue
Model No. FM350 Black
Model No. FM351 Grey

DRAWER CONFIG.
 Drawers 3" - 4" : A



Overall dimensions: 36" W x 24" D x 60" H
 Number of drawers: 9
 Number of compartments: 156
Model No. FM415 Blue
Model No. FM416 Black
Model No. FM417 Grey

DRAWER CONFIG.
 Drawers 3" - 4" : A
 Drawers 6" : B
 Drawers 9" : C



Overall dimensions: 36" W x 24" D x 60" H
 Number of drawers: 9
 Number of compartments: 108
Model No. FM475 Blue
Model No. FM476 Black
Model No. FM477 Grey

DRAWER CONFIG.
 Drawers 6" - 7" : A






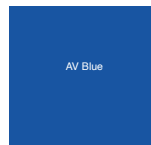
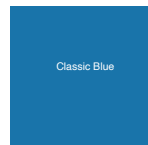






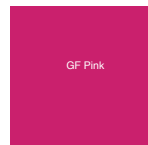








Overall dimensions: 48" W x 24" D x 60" H
 Number of drawers: 9
 Number of compartments: 108
Model No. FM481 Blue
Model No. FM482 Black
Model No. FM483 Grey

DRAWER CONFIG.
 Drawers 6" - 7" : A



AGF BROME COLOUR CHART MODULAR DRAWER CABINET

| | | | | | | |
|---|---|---|---|---|--|---|
|  GF Blue 502001 |  GF Green 502002 |  GF Yellow 502003 |  GF Red 502004 |  GF Grey 502008 |  AV Blue 505067 |  Classic Blue 505071 |
|  GF White Available at an extra cost 502010 |  Black 502013 |  GF Beige Available at an extra cost 502015 |  LB Blue 502106 |  Aluminum Grey 502108 |  Granite 505065 |  GF Pink 505066 |
|  DK Grey 502109 |  EV Blue 502118 |  Textured Black 502124 |  GF Lime 5045521 |  JD Green 504548 |  Orange 504549 | |

* Slight variations between colours shown and the actual baked finish may occur.

SHOP DESKS & CABINETS

WALL-MOUNTED SHOP DESK



KLETON



- Durable carbon steel construction
- Ideal for areas with limited floor space
- Four compartment organizer and slightly sloped writing surface
- Easy to assemble, wall brackets included
- 23" W x 16" D x 3 1/2" H locking drawer on quiet nylon rollers
- Overall dimensions: 34 1/2" W x 28" D x 31" H
- Weight: 74 lbs.
- Grey enamel finish

Model No. FI518

OPEN FLOOR STYLE SHOP DESK



- Durable carbon steel construction
- Ideal for receiving/shipping clerks, watchmen and shop foremen
- Four compartment organizer and slightly sloped 43" height writing surface
- Optional caster kit to convert to mobile unit
- 23" W x 16" D x 3 1/2" H locking drawer on quiet nylon rollers
- Overall dimensions: 34 1/2" W x 30" D x 53" H
- Weight: 93 lbs.
- Grey enamel finish

Model No. FI519

KLETON

OPTIONAL CASTER KIT

- Set includes two swivel casters, two swivel casters with brake and hardware
- Wheel material: Polyurethane
- Wheel diameter: 2-1/2"
- Thread width: 1"

Model No. FI521



CABINET STYLE SHOP DESK



- Durable carbon steel construction
- Same features as the open floor style shop desk, with an added double door locking cabinet
- Four compartment organizer and slightly sloped 43" height writing surface
- Optional caster kit to convert to mobile unit
- 23" W x 16" D x 3 1/2" H locking drawer on quiet nylon rollers
- Overall dimensions: 34 1/2" W x 30" D x 53" H
- Weight: 146 lbs.
- Grey enamel finish

Model No. FI520

KLETON

OPTIONAL CASTER KIT

- Set includes two swivel casters, two swivel casters with brake and hardware
- Wheel material: Polyurethane
- Wheel diameter: 2-1/2"
- Thread width: 1"

Model No. FI521



SHOP DESK

- Heavy duty 16 ga. all-welded steel construction
- 18 gauge steel file drawers (2) and storage drawers (2)
- Drawers included recessed handles, ball bearing slides & cylinder locks
- Straight writing surface, 42" table top height
- An 18"D x 23"W X 7"H shelf welded on top of work surface
- Durable, textured, gray powder coat finish
- Dimensions: 39" W x 29" D x 53" H
- Colour: Grey

Model No. FL633

DURHAM MFG
Est. 1922



SHOP DESK

- Heavy duty 16 ga. all-welded steel construction
- Provides an organized work area that easily moves anywhere
- Sloped work surface has a pencil rest lip
- Drawer has ball bearing slides
- (4) 3" swivel rubber casters
- 500 lbs. overall capacity
- Dimensions: 23" W x 20" D
- Material: Steel
- Colour: Grey

DURHAM MFG
Est. 1922



FG790



FG789

| Model No. | Type | Height" |
|-----------|---------------|---------|
| FG789 | Cabinet Style | 51 |
| FG790 | Open Style | 47 3/4 |

CABINETS

SHOP FURNITURE THAT'S BUILT LIKE A TANK!

There are times and environments that demand more than run-of-the-mill shop furniture. This is the time and place for Strong Hold. A line of shop furniture so durable and robust that it is accepted and demanded by industrial heavyweights. Major auto manufacturers use hundreds of these units!



A. FG816



B. FI331



C. FG830



D. FG836



E. FG838

A. ROUGH & TOUGH STORAGE CABINETS

These heavy-duty 12 gauge steel models provide protection for valuable tools and machine parts. Built for "rough and tough" industrial use. Shelves are adjustable and more can be added for versatility.

| Model No. | Width" | Depth" | Height" | O.A. Height" | No. of Shelves | Cabinet Wt. lbs. | Extra Shelf Model No. | Shelf Capacity lbs. |
|-----------|--------|--------|---------|--------------|----------------|------------------|-----------------------|---------------------|
| FG815 | 36 | 20 | 72 | 78 | 4 | 418 | FG820 | 1600 |
| FG816 | 36 | 24 | 72 | 78 | 4 | 459 | FG821 | 1900 |
| FG817 | 48 | 24 | 72 | 78 | 4 | 557 | FG822 | 1200 |
| FG818 | 60 | 24 | 72 | 78 | 4 | 685 | FG823 | 1650 |
| FG819 | 72 | 24 | 72 | 78 | 4 | 733 | FG824 | 1525 |

B. HEAVY-DUTY VENTILATED STORAGE CABINETS

The 12-gauge steel doors are perforated with a diamond shape for easy visibility and ventilation. Ideal for industry, health clubs or any facility where personal belongings need to be securely locked and ventilated.

| Model No. | Width" | Depth" | Height" | O.A. Height" | No. of Shelves | Cabinet Wt. lbs. | Extra Shelf Model No. | Shelf Capacity lbs. |
|-----------|--------|--------|---------|--------------|----------------|------------------|-----------------------|---------------------|
| FI329 | 36 | 24 | 72 | 78 | 4 | 470 | FG821 | 1900 |
| FI330 | 48 | 24 | 72 | 78 | 4 | 548 | FG822 | 1200 |
| FI331 | 60 | 24 | 72 | 78 | 4 | 666 | FG823 | 1650 |

C. DOUBLE SHIFT STORAGE CABINETS

These space saving cabinets provide two separate storage compartments. Companies with a second shift can secure the first shift's valuables while the second shift is on duty. Also you can use one side for personal belongings and the other to store tools.

| Model No. | Width" | Depth" | Height" | O.A. Shelf Height" | Adj. Shelf Per Each Side | Cabinet Wt. lbs. | Extra Shelf Model No. | Shelf Capacity lbs. |
|-----------|--------|--------|---------|--------------------|--------------------------|------------------|-----------------------|---------------------|
| FG829 | 48 | 24 | 72 | 78 | 4 | 624 | FG832 | 1275 |
| FG830 | 60 | 24 | 72 | 78 | 4 | 722 | FG833 | 1600 |
| FG831 | 72 | 24 | 72 | 78 | 4 | 813 | FG834 | 1950 |

D. BROOM CLOSET STORAGE CABINETS

Organize your housekeeping needs with our broom closet cabinets. As heavy-duty as the rest of the Strong Hold line, double doors permit full access to all shelves. Closet side stores long handled floor care items. Use side shelves to store paper products, cleaners and brushes. Shelves can be adjusted or removed to accommodate large pails.

| Model No. | Width" | Depth" | Height" | O.A. Height" | Closet Shelves | Cabinet Wt. lbs. | Extra Shelf Model No. | Shelf Capacity lbs. |
|-----------|--------|--------|---------|--------------|----------------|------------------|-----------------------|---------------------|
| FG835 | 36 | 24 | 72 | 78 | 4 | 477 | FG845 | 1025 |
| FG836 | 48 | 24 | 72 | 78 | 4 | 567 | FG846 | 1375 |
| FG837 | 60 | 24 | 72 | 78 | 4 | 669 | FG847 | 1750 |

E. WARDROBE/STORAGE CABINETS

This cabinet fits into the heavy-duty line up as the answer to clothing storage with tools and supplies. 3-point latching mechanism adds extra protection.

| Model No. | Width" | Depth" | Height" | O.A. Height" | Closet Shelves | Cabinet Wt. lbs. | Extra Shelf Model No. | Shelf Capacity lbs. |
|-----------|--------|--------|---------|--------------|----------------|------------------|-----------------------|---------------------|
| FG838 | 36 | 24 | 72 | 78 | 4 | 477 | FG845 | 1100 |
| FG839 | 48 | 24 | 72 | 78 | 4 | 567 | FG846 | 1500 |
| FG840 | 60 | 24 | 72 | 78 | 4 | 669 | FG847 | 1900 |

DEEP DOOR STORAGE CABINETS

- Padlock hasp (cannot be accessed by bolt cutters) helps secure the contents of this deep door high-density storage cabinet
- Four reinforced adjustable main shelves are complemented by six adjustable mini shelves in each 4" deep hinged door for a capacity unmatched by any other cabinet
- Padlock sold separately
- Capacity per shelf: 500 lbs.



Special padlock hasp conceals padlocks from bolt cutters.



| Model No. | Description | Dimensions W" x D" x H" | Wt. lbs. |
|-----------|-------------------------|----------------------------|----------|
| FB024 | Cabinet | 38 x 24 x 72 | 315 |
| FB025 | Extra Shelf for Cabinet | 38 x 17 x - | 18 |
| FB026 | Extra Shelf for Door | 18 x 6 x - | 2 |
| SA898 | Padlock Keyed Different | | |
| SR892 | Padlock Keyed Alike | | |

DEEP DOOR 96-BIN COMBINATION CABINETS

- All-welded heavy-duty 16-gauge combination bin/shelf cabinet
- 4" deep hinged doors
- Two reinforced 16-gauge main adjustable shelves with 500-lb. capacity per shelf
- Incorporates louvered bin hanging panels welded to the cabinet's back and doors
- Unique padlock hasp helps prevent access with bolt cutters
- Padlock sold separately
- Powder-coated Kleton grey finish
- **Bins included:**
84 each of 4 1/8" W x 5 3/8" D x 3" H
12 each of 5 1/2" W x 10 7/8" D x 5" H

CF373



| Model No. | Description | Wt. lbs. |
|-----------|-------------------------------|----------|
| CF371 | Cabinet w/Blue Plastic Bins | 359 |
| CF372 | Cabinet w/Red Plastic Bins | 359 |
| CF373 | Cabinet w/Yellow Plastic Bins | 359 |
| CF374 | Cabinet w/Green Plastic Bins | 359 |

MOBILE DOLLY BASE FOR DEEP STORAGE CABINETS

- Heavy-duty steel construction
- Unique "no front lip" design for use with all KLETON deep door cabinets
- 4" Non-marking sandwich bolted on nylon casters, including 2 swivel with brake and 2 rigid
- 2 Component grey polyurethane paint
- Capacity: 1500 lbs.
- 24" W x 38" D x 7" H

Model No. MN398



EXTRA HEAVY-DUTY SLIDE-OUT SHELF CABINET

- Extra heavy duty, all welded 12-gauge steel
- 3-point locking system with pad-lockable (not included) cast steel locking handle
- Pullout shelves come installed and have a weight capacity of 400 lbs. each
- Distance between shelves is 11-5/8"
- Full height flush doors with 7 gauge leaf hinges to prevent sagging
- Pegboard holes are punched on 1" centers and accommodate standard peg hooks
- 16 gauge steel pegboard panels are welded to both doors
- 6"H base/legs provide access for forklifts; pre-punched holes allow for lagging to the floor
- Grey, textured powder coat finish
- Includes: 4 Pull-Out Shelves & 6 Drawers
- 48" W x 24" D x 78" H
- Shelf Capacity: 400 lbs.
- Weight: 810 lbs.

Model No. FM015

Mfg. No. HDCDP244878-4SS6B95

DURHAM MFG
Est. 1922



CLEARVIEW CABINETS

- Clear polycarbonate windows so all your tools and supplies are visible at a glance
- 12-gauge 1-piece body design
- 6" sweep space
- Adjustable 14-gauge shelves
- 3-point locking device
- Hinges are 10-gauge



StrongHold



| Model No. | Dimensions W" x D" x H" | O. A. Height" | No. of Shelves | Shelf Cap. lbs. | Wt. lbs. |
|-----------|----------------------------|---------------|----------------|-----------------|----------|
| FG851 | 48 x 24 x 60 | 66 | 3 | 1200 | 446 |
| FG852 | 48 x 24 x 72 | 78 | 4 | 1200 | 536 |

EXTRA HEAVY-DUTY STAINLESS STEEL CABINETS

- The strongest storage product available in the market today
- Made of 12-gauge, #304 stainless steel, with a #3 finish
- Corrosion-resistant, acid-resistant, will not rust and will take the everyday abuse in an industrial environment
- Shelves adjust on 2" centers
- 3-point locking system
- 7-gauge welded legs

These units can also be found in medical, pharmaceutical, automotive, electronics, textile, breweries, marine facilities, restaurants, etc.



| Model No. | Dimensions W" x D" x H" | O.A. Height" | No. of Shelves | Shelf Cap. lbs. | Wt. lbs. | Extra Shelf Model No. |
|-----------|----------------------------|--------------|----------------|-----------------|----------|-----------------------|
| FI340 | 36 x 24 x 60 | 66 | 3 | 1900 | 406 | FI349 |
| FI341 | 36 x 20 x 72 | 78 | 4 | 1600 | 435 | FI350 |
| FI342 | 36 x 24 x 72 | 78 | 4 | 1900 | 475 | FI349 |
| FI343 | 48 x 24 x 60 | 66 | 3 | 1200 | 489 | FI351 |
| FI344 | 48 x 24 x 72 | 78 | 4 | 1200 | 573 | FI351 |
| FI345 | 60 x 24 x 60 | 66 | 3 | 1650 | 595 | FI352 |
| FI346 | 60 x 24 x 72 | 78 | 4 | 1650 | 699 | FI352 |
| FI347 | 72 x 24 x 60 | 66 | 3 | 1525 | 726 | FI353 |
| FI348 | 72 x 24 x 72 | 78 | 4 | 1525 | 856 | FI353 |

CABINETS

AEROSOL STORAGE CABINET

- Used for storage of up to 48 standard-sized aerosol cans (24/shelf)
- Two independently sliding shelves slide in and out easily on 75 lb. capacity bearing slides
- All-welded steel construction
- Includes: Pre-installed lock and (2) keys
- Modular with Durham Large Slide Rack Cabinets
- Durable grey powder-coat finish
- Colour: Grey
- Shelf Capacity: 75 lbs.



DURHAM MFG
Est. 1922

| Model No. | W" | D" | H" | Weight lbs. |
|-----------|--------|----------|---------|-------------|
| FN379 | 21-7/8 | 15-15/16 | 20-5/16 | 45 |

COMPACT UTILITY CABINETS

- These handy cabinets can be used to store a wide range of maintenance items
- Keyhole slots in back allow wall hanging
- Lock attachment is built in, hasp has diameter of 1/4"
- Colour: Grey
- No. of Shelves: 3
- Shelf Capacity: 35 lbs.
- Assembly Type: Welded (Assembled)
- Sections: 2 Adjustable

CB636:

- Includes handle and hasp for padlock (padlock not included)

CB637:

- Includes a lock and 2 keys

CB636



DURHAM MFG
Est. 1922

| Model No. | W" | D" | H" | Weight lbs. |
|-----------|--------|--------|--------|-------------|
| CB636 | 13-1/4 | 12-3/4 | 30 | 31 |
| CB637 | 19-7/8 | 14-1/4 | 32-3/4 | 41 |

UTILITY CABINET

- These handy Cabinets can be used to store a wide range of maintenance items
- Can be locked for security
- Includes a lock and 2 keys
- No. of Shelves: 1
- Colour: Grey
- Material: Steel
- Shelf Capacity: 150 lbs.
- Assembly Type: Welded (Assembled)
- Sections: 4



DURHAM MFG
Est. 1922

| Model No. | W" | D" | H" | Weight lbs. |
|-----------|--------|--------|-------|-------------|
| CB577 | 22-1/4 | 33-3/4 | 8-1/2 | 45 |

EXTRA WIDE HI-BOY STORAGE CABINETS

- Made of cold rolled steel sheets of commercial quality
- Features a lock
- No. of Shelves: 5
- Shelf Capacity: 150 lbs.
- Assembly Type: Welded (Assembled)
- Top Gauge: 20
- Door & Sides Gauge: 20
- Shelf Gauge: 20
- Bottom Gauge: 20
- Back Gauge: 22



FL796

PERFIX.CA

| Model No. | Description | W" | D" | H" | Wt. lbs. |
|--------------|------------------|----|----|----|----------|
| GREY | | | | | |
| FL786 | Cabinet | 48 | 24 | 72 | 215 |
| FL823 | Additional Shelf | 48 | 24 | 1 | 15 |
| BEIGE | | | | | |
| FL796 | Cabinet | 48 | 24 | 72 | 215 |
| FL822 | Additional Shelf | 48 | 24 | 1 | 15 |

STORAGE CABINETS

- Designed for easy assembly
- One-piece base serves as additional shelf
- Locking handle for added security
- Compact size
- Ships knocked down
- No. of Shelves: 4
- Colour: Grey
- Material: Steel
- Shelf Capacity: 300 lbs.



FN425

KLETON

| Model No. | Description | W" | D" | H" | Wt. lbs. |
|-----------|------------------|----|----|----|----------|
| FN425 | Cabinet | 30 | 15 | 66 | 124 |
| FN428 | Additional Shelf | 30 | 15 | 1 | 5.3 |
| FN426 | Cabinet | 36 | 24 | 78 | 198 |
| FN429 | Additional Shelf | 36 | 24 | 1 | 10.75 |
| FN427 | Cabinet | 48 | 24 | 48 | 238 |
| FN430 | Additional Shelf | 48 | 24 | 1 | 13.75 |

ALL-WELDED DEEP HI-BOY STORAGE CABINETS

- Suitable for office, plant, school or institutional storage needs
- Four fully adjustable shelves
- Includes recessed handle and cylinder lock
- Shelf Capacity: 150 lbs. evenly distributed



FJ884

ASM

| Model No. | Black | Beige | Charcoal | Dimensions W" x D" x H" |
|------------------------------|-------|-------|----------|-------------------------|
| FJ882 | FJ883 | FJ884 | | 36 x 24 x 72 |
| ADDITIONAL DEEP SHELF | | | | |
| FJ879 | FJ880 | FJ881 | | 36 x 24 x 1 |

STORAGE CABINET

- Made of cold rolled steel sheets of commercial quality
- Features a lock
- Shelf Capacity: 150 lbs.
- Assembly Type: Welded (Assembled)
- Top Gauge: 20
- Door & Sides Gauge: 20
- Shelf Gauge: 20
- Bottom Gauge: 20
- Back Gauge: 24



| Grey | Model No. | | | Description | Dimensions | | | | | Wt. lbs. |
|-------|-----------|-------|--|------------------|------------|---|----|---|----|----------|
| | Beige | Black | | | W | x | D | x | H | |
| FL787 | FL789 | FL788 | | Hi-Boy | 36 | x | 18 | x | 72 | 140 |
| FL801 | FL800 | FL802 | | Additional Shelf | 36 | x | 18 | x | 1 | 10 |
| FL791 | FL792 | FL790 | | Wardrobe | 36 | x | 18 | x | 72 | 116 |
| FL801 | FL800 | FL802 | | Additional Shelf | 36 | x | 18 | x | 1 | 10 |
| FL794 | FL793 | FL795 | | Combination | 36 | x | 18 | x | 72 | 140 |
| FL801 | FL800 | FL802 | | Additional Shelf | 36 | x | 18 | x | 1 | 10 |
| FL783 | FL785 | FL784 | | Lo-Boy | 36 | x | 18 | x | 40 | 116 |
| FL804 | FL803 | FL805 | | Additional Shelf | 36 | x | 18 | x | 1 | 10 |

HEAVY-DUTY STORAGE CABINET

- Made of cold rolled steel sheets of commercial quality
- Features a lock
- No. of Shelves: 5
- Shelf Capacity: 150 lbs.
- Assembly Type: Welded (Assembled)
- Top Gauge: 20
- Door & Sides Gauge: 20
- Shelf Gauge: 20
- Bottom Gauge: 20
- Back Gauge: 22
- Colour: Grey



| Model No. | Description | W" | x | D" | x | H" | Wt. lbs. |
|-----------|--------------------|----|---|----|---|----|----------|
| FL780 | Heavy-Duty Cabinet | 36 | x | 18 | x | 72 | 156 |
| FL807 | Additional Shelf | 36 | x | 18 | x | 1 | 15 |

WALL HUNG STORAGE CABINET

- Made of cold rolled steel sheets of commercial quality
- Features a lock
- No. of Shelves: 2
- Shelf Capacity: 150 lbs.
- Assembly Type: Welded (Assembled)
- Top Gauge: 20
- Door & Sides Gauge: 20
- Shelf Gauge: 20
- Bottom Gauge: 20
- Back Gauge: 22



| Model No. | | Description | Dimensions | | | | | Wt. lbs. |
|-----------|-------|-------------------|------------|---|----|---|----|----------|
| Grey | Beige | | W" | x | D" | x | H" | |
| FL781 | FL782 | Wall Hung Cabinet | 36 | x | 12 | x | 30 | 54 |
| FL821 | FL803 | Additional Shelf | 36 | x | 12 | x | 1 | 10 |

STANDARD WELDED GEAR LOCKERS

- Gear lockers are ideal for athletic team rooms, fire fighter's equipment or any other application where easy access to uniforms and/or equipment is required
- Open face and perforated sides make these lockers fully accessible and ventilated
- Lockable safety box and foot locker allows for safely storing of valuable goods
- Lower shelf functions as a bench which eliminates the need for locker room benches
- **Base model includes:** Safety box, upper shelf and coat bar

FJ899

| Model No. | | Dimensions | | | | Wt. | |
|-----------------------------|-------|------------|---|----|---|-----|------|
| Light Grey | Red | W" | x | D" | x | H" | lbs. |
| BASE MODELS | | | | | | | |
| FJ895 | FJ896 | 24 | x | 24 | x | 72 | 240 |
| FJ901 | FJ902 | 30 | x | 24 | x | 72 | 251 |
| FJ907 | FJ908 | 36 | x | 24 | x | 72 | 278 |
| W/FOOT LOCKER & LOWER SHELF | | | | | | | |
| FJ898 | FJ899 | 24 | x | 24 | x | 72 | 280 |
| FJ904 | FJ905 | 30 | x | 24 | x | 72 | 296 |
| FJ910 | FJ911 | 36 | x | 24 | x | 72 | 328 |


FJ899



DELUXE WELDED GEAR LOCKERS

- Deluxe gear lockers provide security with optimum ventilation for valuable equipment and uniforms
- Wardrobe design interior provides the flexibility to store all different kinds of materials and clothing
- Lower lateral drawer allows you to stow heavier bulky items such as boots or gear bags
- **Base model includes:** Three half shelves, one full width shelf, coat bar and lockable doors

FJ913



| Model No. | | Dimensions | | | | Wt. lbs. | |
|------------------|-------|------------|------|----|---|-------------|-----|
| Light Grey | Red | W" x | D" x | H" | | | |
| BASE MODELS | | | | | | | |
| FJ913 | FJ914 | 36 | x | 24 | x | 72 | 407 |
| W/LATERAL DRAWER | | | | | | | |
| FJ916 | FJ917 | 36 | x | 24 | x | 72 | 527 |

FJ913



LOCKERS

READY TO ASSEMBLE STEEL LOCKERS

- Ships knocked down, ready to assemble with nuts and bolts included
- 16-gauge frames, 24-gauge body and shelves
- Durable powder-coated grey paint finish
- Number plates available separately
- Single tier dimensions: 12" W x 18" D x 72" H
- Double tier door height: 33 1/4"
- Lockerettes door height: 11"

KLETON



Three zinc-plated coat hooks and one shelf included with single and double tier lockers



Stainless steel recessed padlock handles
Magnetic latch ensures door is properly fastened when closed



Double pan construction doors, 20-gauge outer and 24-gauge inner pans (single & double tier)



16-gauge frames, 24-gauge body and shelves



SLOPE TOP

- Helps eliminate dust build up
- Raises top by 10"



RECESSED BASE

- Prevents liquids from entering the locker
- Raises locker 4" off the ground



SINGLE TIER

| Model No. | Bank of | Wt. lbs. |
|--|---------|----------|
| BASIC STYLE | | |
| FL362 | 1 | 52 |
| FL363 | 2 | 96 |
| FL364 | 3 | 139 |
| W/SLOPE TOP | | |
| FL380 | 1 | 56 |
| FL381 | 2 | 104 |
| FL382 | 3 | 151 |
| W/RECESSED BASE | | |
| FL392 | 1 | 56 |
| FL393 | 2 | 104 |
| FL394 | 3 | 151 |
| W/SLOPE TOP & RECESSED BASE | | |
| FL404 | 1 | 60 |
| FL405 | 2 | 112 |
| FL406 | 3 | 163 |

DOUBLE TIER

| Model No. | Bank of | Wt. lbs. |
|--|---------|----------|
| BASIC STYLE | | |
| FL366 | 1 | 54 |
| FL367 | 2 | 98 |
| FL368 | 3 | 141 |
| W/SLOPE TOP | | |
| FL384 | 1 | 57 |
| FL385 | 2 | 106 |
| FL386 | 3 | 153 |
| W/RECESSED BASE | | |
| FL396 | 1 | 57 |
| FL397 | 2 | 106 |
| FL398 | 3 | 153 |
| W/SLOPE TOP & RECESSED BASE | | |
| FL408 | 1 | 61 |
| FL409 | 2 | 114 |
| FL410 | 3 | 165 |

LOCKERETTES

| Model No. | Bank of | Wt. lbs. |
|--|---------|----------|
| BASIC STYLE | | |
| FL370 | 1 | 56 |
| FL371 | 2 | 112 |
| FL372 | 3 | 168 |
| W/SLOPE TOP | | |
| FL388 | 1 | 60 |
| FL389 | 2 | 120 |
| FL390 | 3 | 180 |
| W/RECESSED BASE | | |
| FL400 | 1 | 60 |
| FL401 | 2 | 120 |
| FL402 | 3 | 180 |
| W/SLOPE TOP & RECESSED BASE | | |
| FL412 | 1 | 64 |
| FL413 | 2 | 128 |
| FL414 | 3 | 192 |

ACCESSORIES

| Model No. | Description |
|-----------|----------------------------------|
| FL375 | 10" Slope Top |
| FL374 | 4" Recessed Base |
| FL376 | Nuts & Bolts, Set of 1 |
| FL518 | Number Plates (Set of 1 to 25) |
| FL519 | Number Plates (Set of 26 to 50) |
| FL520 | Number Plates (Set of 51 to 75) |
| FL521 | Number Plates (Set of 76 to 100) |

CLEAN LINE™ ECONOMY LOCKERS

- Fully assembled, prime grade cold rolled steel locker
- All-welded frame with panels and doors assembled with rivets
- 20-gauge double pan construction doors, 16-gauge frames, 24-gauge bodies and shelves
- Dimensions: 12" W x 18" D x 72" H
- Single tier locker includes:**
One hat shelf, three coat hooks and aluminum recessed padlock handle
- Double and Triple lockers include:**
Two coat hooks per opening and aluminum recessed padlock handle
- High quality baked on enamel standard pearl grey paint (beige also available)

Ventilation holes on frame cross piece

20-gauge steel doors

16-gauge steel frame

Aluminum recessed padlock handle

DIFFERENT LOCK OPTIONS



Built-In Key Lock



Digital



Coin System



Bank of 1

Bank of 2

Bank of 3

Bank of 4



SLOPE TOP

Slope top prevents the collection of debris and is easier to maintain against the accumulation of dust



RECESSED BASE

Raises locker 4" off the floor



FJ151

Perforated Door



FJ155

Perforated Door



FJ159

Perforated Door



FJ171

SINGLE TIER LOCKERS

| Model No. | Bank of |
|------------------------------------|---------|
| BASIC STYLE | |
| FJ151 | 1 |
| FJ152 | 2 |
| FJ153 | 3 |
| FJ154 | 4 |
| W/SLOPE TOP | |
| FJ176 | 1 |
| FJ177 | 2 |
| FJ178 | 3 |
| FJ179 | 4 |
| W/RECESSED BASE | |
| FJ224 | 1 |
| FJ225 | 2 |
| FJ226 | 3 |
| FJ227 | 4 |
| W/RECESSED BASE & SLOPE | |
| FJ200 | 1 |
| FJ201 | 2 |
| FJ202 | 3 |
| FJ203 | 4 |
| W/PERFORATED DOORS | |
| FJ478 | 1 |
| FJ479 | 2 |
| FJ480 | 3 |
| FJ481 | 4 |

DOUBLE TIER LOCKERS

| Model No. | Bank of |
|------------------------------------|---------|
| BASIC STYLE | |
| FJ155 | 1 |
| FJ156 | 2 |
| FJ157 | 3 |
| FJ158 | 4 |
| W/SLOPE TOP | |
| FJ180 | 1 |
| FJ181 | 2 |
| FJ182 | 3 |
| FJ183 | 4 |
| W/RECESSED BASE | |
| FJ228 | 1 |
| FJ229 | 2 |
| FJ230 | 3 |
| FJ231 | 4 |
| W/RECESSED BASE & SLOPE | |
| FJ204 | 1 |
| FJ205 | 2 |
| FJ206 | 3 |
| FJ207 | 4 |
| W/PERFORATED DOORS | |
| FJ482 | 1 |
| FJ483 | 2 |
| FJ484 | 3 |
| FJ485 | 4 |

TRIPLE TIER LOCKERS

| Model No. | Bank of |
|------------------------------------|---------|
| BASIC STYLE | |
| FJ159 | 1 |
| FJ160 | 2 |
| FJ161 | 3 |
| FJ162 | 4 |
| W/RECESSED BASE & SLOPE | |
| FJ208 | 1 |
| FJ209 | 2 |
| FJ210 | 3 |
| FJ211 | 4 |
| W/PERFORATED DOORS | |
| FJ486 | 1 |
| FJ487 | 2 |
| FJ488 | 3 |
| FJ489 | 4 |

FREE STANDING BASE

- Ideal for making the underneath of your lockers accessible for cleaning
- Overall height of 6"
- Constructed of 16-gauge steel legs and frame
- Grey

| Model No. | For Bank of | Dimensions |
|-----------|-------------|----------------------|
| FJ931 | 1 | 12" W x 18" D x 6" H |
| FJ932 | 2 | 24" W x 18" D x 6" H |
| FJ933 | 3 | 36" W x 18" D x 6" H |
| FJ934 | 4 | 48" W x 18" D x 6" H |

LOCKERETTES

| Model No. | Bank of |
|---------------------------|---------|
| BASIC STYLE | |
| FJ171 | 1 |
| FJ172 | 2 |
| FJ173 | 3 |
| FJ174 | 4 |
| W/PERFORATED DOORS | |
| FJ490 | 1 |
| FJ491 | 2 |
| FJ492 | 3 |
| FL353 | 4 |

ACCESSORIES

| Model No. | Description |
|-----------|-----------------------------|
| FJ930 | Cylinder Lock |
| FJ685 | Coat Rod |
| FL587 | Locker Number Plates 1-25 |
| FL588 | Locker Number Plates 26-50 |
| FL589 | Locker Number Plates 51-75 |
| FL590 | Locker Number Plates 76-100 |



FJ931

LOCKERS

ALL-WELDED CONCORDE™ LOCKERS

- All-welded heavy-duty cold-rolled steel construction
- Dimensions: 12" W x 18" D x 72" H
- 16-gauge door frame
- 20-gauge double wall door with ventilation
- 11-gauge hasp with easy padlock accessibility
- **Single tier lockers include:**
 - One hat shelf and three coat hangers
- **Double and triple lockers include**
 - two coat hooks per opening
- Coat hooks are rounded and polished to avoid damage to clothing
- Magnetic latch for secure door closing
- Contemporary style ventilated louvers at top and bottom of each door (12 holes of 1" x 1/4")
- High quality baked on enamel charcoal grey paint (light grey and beige also available)



Magnet in door strike ensures doors will remain closed

Full length handle

Incorporated ventilation on the doors

20-gauge double panelled door

14-gauge hinge

22-gauge galvanized steel bottom



16-DOOR ARCHETTES



- Ideal for confined spaces
- 16 lockable compartments
- Bar for hanging garments
- Compartment dimensions 12" W x 18" D x 12" H
- Overall dimensions: 72" W x 18" D x 72" H
- Padlock hasp
- Assembly required
- Other colours & custom sizes available upon request
- Mounting hardware not included
- **FJ175:** Coat bar and fasteners included



| Model No. | Description | Colour | Wt.lbs. |
|-----------|---------------------|------------|---------|
| FJ175 | Pop Rivet Assembled | Light Grey | 165 |
| FL359 | All-Welded | Light Grey | 180 |
| FL360 | All-Welded | Charcoal | 180 |

| Type | Bank of 1 Model No. | Wt. lbs. | Bank of 2 Model No. | Wt. lbs. | Bank of 3 Model No. | Wt. lbs. | Bank of 4 Model No. | Wt. lbs. |
|-----------------------|---------------------|----------|---------------------|----------|---------------------|----------|---------------------|----------|
| SINGLE LOCKERS | | | | | | | | |
| Basic | FJ783 | 64 | FJ784 | 119 | FJ785 | 174 | FJ786 | 229 |
| DOUBLE LOCKERS | | | | | | | | |
| Basic | FJ799 | 65 | FJ800 | 121 | FJ801 | 176 | - | - |
| TRIPLE LOCKERS | | | | | | | | |
| Basic | FJ815 | 66 | FJ816 | 122 | FJ817 | 178 | - | - |
| LOCKERETTES | | | | | | | | |
| Basic | FK872 | 64 | FK873 | 119 | FK874 | 174 | FK883 | 229 |

Slope tops and recessed base options also available

PLASTIC LOCKERS

A NEW GENERATION OF LOCKERS



- These plastic lockers are maintenance-free
- Drain holes make them easy to clean, just hose them down with soap and water
- Durable plastic construction makes them perfect for wet environments: food processing plants, athletic facilities, etc.
- Optional clear door design allows for easy inspection locker contents

SPECIFICATIONS:

- Rust-proof
- No need for painting
- Easy Cleaning
- Maintenance-free
- Durable polyethylene construction
- Each unit is fully assembled
- Easy installation
- Space saving design

| Model No. | Description | Dimensions W" x D" | Hook | Shelf | Top | Door Colour | Wt. lbs. |
|-----------|--|--------------------|------|-------|-------|-------------|----------|
| FH725 | 12"H Locker (Usually Stacked 6 units high) | 12 x 15 | No | No | Flat | Grey | 6 |
| FH726 | 12"H Locker (Usually Stacked 6 units high) | 12 x 15 | No | No | Flat | Clear | 6 |
| FH727 | 12"H Locker | 12 x 15 | No | No | Slope | Grey | 8 |
| FH728 | 12"H Locker | 12 x 15 | No | No | Slope | Clear | 8 |
| FC689 | 18"H Locker (Usually Stacked 4 units high) | 15 x 15 | No | No | Flat | Grey | 10 |
| FC691 | 18"H Locker | 15 x 15 | No | No | Slope | Grey | 12 |
| FC693 | 36"H Locker (Usually Stacked 2 units high) | 12 x 15 | Yes | No | Flat | Grey | 16 |
| FH729 | 36"H Locker | 12 x 15 | Yes | No | Slope | Grey | 21 |
| FC695 | Full Size 60"H Locker | 15 x 18 | Yes | Yes | Slope | Grey | 42 |

All dimensions and weight are nominal and may vary due to molding tolerances. Mounting hardware not included

WALL HUNG LOCKERS

- All-in-one storage for clothing and personal effects
- Four compartments measuring 12" W x 18" D x 12" H
- Baked enamel grey finish



| Model No. | Description | Colour |
|-----------|---------------------|----------|
| FJ919 | Pop Rivet Assembled | Grey |
| FL357 | All-Welded | Grey |
| FL358 | All-Welded | Charcoal |

LOCKER ROOM BENCHES

- Necessary for any locker room
- 18 gauge all-welded steel
- Wood top benches feature black powder coated legs that can be used free-standing or bolted to the floor



| Model No. | Type | Dimensions L" x W" x H" | Wt. lbs. |
|-----------|-------|-------------------------|----------|
| FB002 | Steel | 72 x 12 x 17 | 35 |
| RL871 | Wood | 48 x 9 1/4 x 16 1/2 | 23 |
| RL872 | Wood | 60 x 9 1/4 x 16 1/2 | 29 |
| RL873 | Wood | 72 x 9 1/4 x 16 1/2 | 31 |
| RL874 | Wood | 96 x 9 1/4 x 16 1/2 | 39 |

STRUCTURAL PIPE FITTINGS

There are many variations of fittings to suit a wide range of applications, providing the versatility to achieve any structural configuration. Pipe fittings are galvanized malleable iron castings designed to suit eight sizes of tube. A standard hex key and tube cutters are the only tools required to create strong, rigid structures. Recessed set screws, tightened by the hex key, firmly lock the tube into the fitting. The setscrew is manufactured in case hardened steel and is coated to protect against corrosion.

- Simple method of constructing tubular structures
- Cost effective alternative to welding
- Galvanized to resist corrosion



| | | | | |
|--------------------|-----------------------------|-------------------|----------------------|--------------------|
| Pipe size O.D." | SHORT TEES | LONG TEES | SIDE OUTLET TEES | TWO SOCKET CROSSES |
| 1.05 | RK597 | RK602 | RK607 | RK612 |
| 1.315 | RK598 | RK603 | RK608 | RK613 |
| 1.66 | RK599 | RK604 | RK609 | RK614 |
| 1.90 | RK600 | RK605 | RK610 | RK615 |
| 2.375 | RK601 | RK606 | RK611 | RK616 |
| | | | | |
| 90° ELBOWS | 3 WAY 90° ELBOWS | BASE FLANGES | RAILING BASE FLANGES | |
| 1.05 | RK617 | RK628 | RK638 | RK643 |
| 1.315 | RK618 | RK629 | RK639 | RK644 |
| 1.66 | RK619 | RK630 | RK640 | RK645 |
| 1.90 | RK620 | RK631 | RK641 | RK646 |
| 2.375 | RK621 | N/A | RK642 | RK647 |
| | | | | |
| PLASTIC END PLUGS | CLAMP-ON TEES | HANDRAIL BRACKETS | SIDE PALM FIXINGS | |
| 1.05 | RA179 | RK651 | RK663 | N/A |
| 1.315 | RA180 | RK652 | RK664 | RK671 |
| 1.66 | RA181 | RK653 | RK665 | RK672 |
| 1.90 | RA182 | RK654 | RK666 | RK673 |
| 2.375 | RA183 | N/A | N/A | N/A |
| | | | | |
| SHORT SWIVEL TEES | SLEEVE JOINTS | INTERNAL JOINTS | 90° CROSSOVERS | |
| 1.05 | RK677 | N/A | RK697 | |
| 1.315 | RK678 | RK686 | RK698 | |
| 1.66 | RK679 | RK687 | RK699 | |
| 1.90 | RK680 | RK688 | RK700 | |
| 2.375 | N/A (sold in pairs only) | RK685 | N/A | RK701 |
| | | | | |
| OUTLET TEES | GROUND SOCKETS | GATE EYES | GATE HINGES | |
| 1.05 | RK752 | RK655 | RK659 | |
| 1.315 | RK753 | RK656 | RK660 | |
| 1.66 | RK754 | RK657 | RK661 | |
| 1.90 | RK755 | RK658 | RK662 | |
| 2.375 | RK756 | N/A | N/A | |

PIPES

Build an unlimited array of strong rigid structures combining standard black iron (unthreaded) pipe or galvanized (threaded on one side) pipe (schedule 40), with any combination of corresponding sized fittings. Pipe sizes are available from 3/4" to 2" (inside diameter). Standard pipe length is 21 ft., with cut lengths available upon request. A cutting charge will be added per cut length of piping.

| Black Iron Model No. | Galvanized Iron Model No. | Pipe O.D." | Pipe I.D." |
|-------------------------|------------------------------|---------------|---------------|
| RA109 | RA110 | 1.05 | 3/4 |
| RA111 | RA112 | 1.315 | 1 |
| RA113 | RA114 | 1.66 | 1 1/4 |
| RA115 | RA116 | 1.9 | 1 1/2 |
| RA117 | RA118 | 2.375 | 2 |

TOOLS



| Model No. | Description |
|--------------|--|
| TX413 | T-Handle hex key for 1.05", 1.315" and 1.66" pipes |
| TX414 | T-Handle hex key for 1.90" and 2.375" pipes |

STORAGE RACKS & RACKING

BAR STORAGE RACKS

All-steel vertical and horizontal racks are ideal for storing bars, tubes, pipes and angles. Economical knocked-down design reduces storage and shipping costs.

COMBINATION VERTICAL RACKS

- Stores bars up to 12' long and features three shelves for extra storage of small parts
- 8" deep arms divided into three sections
- Overall dimensions: 36" W x 24" D x 84" H
- Capacity: 3000 lbs.
- Durable Kleton blue enamel finish
- Weight: 128 lbs.

Model No. RL922



HORIZONTAL BAR RACKS

- Stores bars up to 10' long
- 9" deep arms with nine storage levels at 6" intervals
- Overall dimensions: 18" W x 40" D x 84" H
- Capacity: 1800 lbs.
- Durable Kleton blue enamel finish
- Weight: 68 lbs.

Model No. RB958



VERTICAL BAR RACKS

- All-welded steel construction
- Vertically stores bars up to 10' long
- Four 24" deep dividers
- Overall dimensions: 48" W x 24" D x 60" H
- Capacity: 3000 lbs.
- Durable Kleton blue enamel finish
- Weight: 100 lbs.

Model No. RL383



THREADED ROD RACK


- Eighteen 2 1/8" diameter openings
- Overall dimensions: 24 1/8" W x 6 7/8" D x 24" H
- Weight: 16 lbs.
- Grey
- All Welded

Model No. CB578



STANDARD VERTICAL SHEET RACK

- All-welded steel construction
- Designed for vertically storing sheet goods
- Constructed of heavy gauge steel 1 1/4" tube for bays and a heavy gauge steel 1" x 2" rectangular tube for the frame
- Each bay can hold up to 1000 lbs.
- Capacity: 4000 lbs.
- Durable Kleton blue enamel finish



| Model No. | Overall Dim. W" x D" x H" | Number of Bays | Distance Between Bays" | Wt. lbs. |
|-----------|------------------------------|----------------|------------------------|----------|
| RL384 | 84 x 50 x 36 | 4 | 10 | 200 |

MOBILE PIPE & BAR RACKS

- All-welded steel construction, ready to use
- 3 double sided storage levels with 7" high uprights to secure load
- Useable space per side 6"-11"-15" (top-middle-bottom)
- Durable Kleton blue enamel finish
- Capacity is based on evenly distributed weight
- Capacity: 3000 lbs.
- Wheel Material: Polyurethane



MO249



| Model No. | Overall Dim. W" x D" x H" | Wt. lbs. |
|-----------|------------------------------|----------|
| MO248 | 48 x 36 x 60 | 205 |
| MO249 | 72 x 36 x 60 | 245 |

HORIZONTAL SHEET RACK

- Designed for storage of sheet materials
- Flat storage fully supports materials and reduces warping
- Sheets are accessible from all four sides
- All-welded construction and the frame is made of 2" square tubing
- Five shelf design creates four storage bays spaced 9 1/2" apart and an open top bay
- Bay Capacity: 2000 lbs. evenly distributed
- Maximum rack capacity: 8000 lbs.



| Model No. | Overall Dim. L" x W" x H" | Number of Shelves | Net Wt. lbs. |
|-----------|------------------------------|-------------------|--------------|
| RL923 | 103 x 55 x 48 | 5 | 575 |



STORAGE RACKS & RACKING


CANTILEVER BAR-STOCK RACKING

LIGHT-DUTY

- All-welded components assemble easily
- Seven 12" adjustable arms per column side
- Capacity per arm: 1000 lbs.
- 36" W x 18 1/4" D x 75" H
- Shipped knocked down

REGULAR-DUTY

- Ideal for storing of steel, iron, aluminum, wood or plastic pipe
- All-welded components assemble easily
- Seven 14" adjustable arms per column side
- Capacity per arm: 2000 lbs.
- 36" W or 72" W x 21" D x 84" H
- Shipped knocked down



LIGHT-DUTY

| Model No. | Description | Capacity lbs. /Unit | Wt. lbs. |
|-----------|--------------|---------------------|----------|
| RL730 | Single-Sided | 7000 | 306 |
| RL731 | Double-Sided | 14 000 | 434 |

REGULAR-DUTY

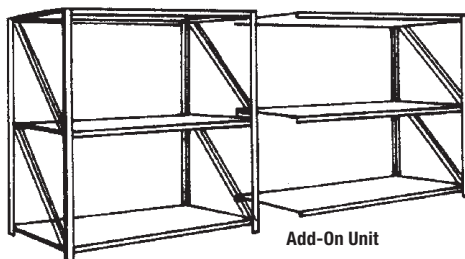
| Model No. | Description | Width" | Capacity lbs. /Unit | Wt. lbs. |
|----------------|--------------|--------|---------------------|----------|
| STARTER | | | | |
| RL732 | Single-Sided | 36 | 14 000 | 315 |
| RL734 | Double-Sided | 36 | 28 000 | 452 |
| RL736 | Single-Sided | 72 | 14 000 | 329 |
| RL738 | Double-Sided | 72 | 28 000 | 466 |
| ADD-ON | | | | |
| RL733 | Single-Sided | 36 | 7000 | 168 |
| RL735 | Double-Sided | 36 | 14 000 | 236 |
| RL737 | Single-Sided | 72 | 7000 | 182 |
| RL739 | Double-Sided | 72 | 14 000 | 250 |

For capacities to be validated, units must be anchored to slab using a minimum of two 1/2" x 3 3/4" wedge anchors per column (MLA725)

PRONTO BULK STORAGE RACKS

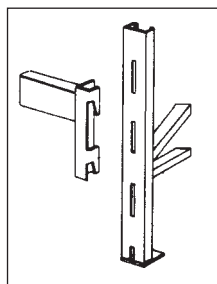
- Up to 2000-lb. capacity per shelf
- Starter unit includes two all-welded end frames, and three 5/8" presswood shelves flush-fitted into positive locking steel shelf beams (two per shelf)
- Add-on units include only one end frame
- Additional shelves may be added into any unit at 4" vertical centres
- For extra stability and rigidity, all units feature three safety bars per shelf
- Blue enamel finish
- Rack only units (no wood shelves) are available upon inquiry

Note: Not recommended for powered lift truck applications.



Starter Unit

Add-On Unit



Assembles quickly without bolts





| | | | 24" SHELF DEPTH | | 36" SHELF DEPTH | | 48" SHELF DEPTH | |
|--------------|-------------|-----------|-----------------|----------|-----------------|----------|-----------------|----------|
| Dim. W' x H' | Description | Cap. lbs. | Model No. | Wt. lbs. | Model No. | Wt. lbs. | Model No. | Wt. lbs. |
| 7 x 8 | Starter | 1400 | RA443 | 245 | RA475 | 288 | RA507 | 331 |
| 7 x 8 | Add-on | 1400 | RA441 | 217 | RA473 | 258 | RA505 | 299 |
| 7 W | Add'l shelf | 1400 | RA470 | 63 | RA502 | 76 | RA534 | 89 |
| 8 x 10 | Starter | 2000 | RA453 | 302 | RA485 | 351 | RA517 | 400 |
| 8 x 10 | Add-on | 2000 | RA451 | 268 | RA483 | 315 | RA515 | 362 |
| 8 W | Add'l shelf | 2000 | RA471 | 78 | RA503 | 93 | RA535 | 108 |
| 8 x 12 | Starter | 2000 | RA463 | 316 | RA495 | 365 | RA527 | 414 |
| 8 x 12 | Add-on | 2000 | RA461 | 275 | RA493 | 322 | RA525 | 369 |
| 8 W | Add'l shelf | 2000 | RA471 | 78 | RA503 | 93 | RA535 | 108 |

CABLE REEL ROLLERS

- The ideal method for winding or dispensing cable, chain, wire, rope and hose
- Turns reel handling into a one person job
- Accommodates unlimited reel widths and all reel diameters with flanges up to 5 1/2" thick; rear roller adjusts to 6 positions
- Heavy-duty side rollers eliminate slipping or wedging between rollers and reel
- Inclined ramp permits easy loading and unloading
- Each unit measures 28" L x 9 1/4" W x 4" H
- Capacity: 3000 lbs. in pairs
- Weight: 58 lbs./pr.

Model No. MD166



KLETON K

K

STORAGE RACKS & RACKING

UPRIGHTS & STRINGERS

Make every inch of your storage space count by combining standard sized uprights and stringers (box type or recessed type) to create a racking system that is customized to your needs.

- Feature a 50 k.s.i. minimum yield to achieve higher load capacities
- Various racking accessories (below) may be added to store any specialty items that regular racking cannot handle
- **All racking is FOB Concord, Ontario**

Contact our sales department for further technical assistance.



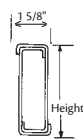
MEDIUM DUTY UPRIGHTS 20000-LB. CAPACITY

| Height | Depth | 24" | 30" | 36" | 42" | 48" | 60" |
|--------|-------|-------|-------|-------|-------|-------|-------|
| 6' | | RB798 | RB800 | RB802 | RB803 | RB804 | RB805 |
| 7' | | RB806 | RB808 | RB810 | RB811 | RB812 | RB813 |
| 8' | | RB814 | RB816 | RB818 | RB819 | RB820 | RB821 |
| 9' | | RB822 | RB824 | RB826 | RB827 | RB828 | RB829 |
| 10' | | RB742 | RB744 | RB746 | RB747 | RB748 | RB749 |
| 11' | | RB750 | RB752 | RB754 | RB755 | RB756 | RB757 |
| 12' | | RB758 | RB760 | RB762 | RB763 | RB764 | RB765 |
| 13' | | RB766 | RB768 | RB770 | RB771 | RB772 | RB773 |
| 14' | | RB774 | RB776 | RB778 | RB779 | RB780 | RB781 |
| 15' | | RB782 | RB784 | RB786 | RB787 | RB788 | RB789 |
| 16' | | RB790 | RB792 | RB794 | RB795 | RB796 | RB797 |

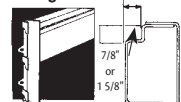
HEAVY-DUTY UPRIGHTS 27 000-LB. CAPACITY

| Height | Depth | 24" | 30" | 36" | 42" | 48" | 60" |
|--------|-------|-------|-------|-------|-------|-------|-------|
| 6' | | RB714 | RB715 | RB716 | RB717 | RB718 | RB719 |
| 7' | | RB720 | RB721 | RB722 | RB723 | RB724 | RB725 |
| 8' | | RB726 | RB728 | RB730 | RB731 | RB732 | RB733 |
| 9' | | RB734 | RB736 | RB738 | RB739 | RB740 | RB741 |
| 10' | | RB608 | RB610 | RB612 | RB613 | RB614 | RB615 |
| 11' | | RB616 | RB618 | RB620 | RB621 | RB622 | RB623 |
| 12' | | RB624 | RB626 | RB628 | RB629 | RB630 | RB631 |
| 13' | | RB632 | RB634 | RB636 | RB637 | RB638 | RB639 |
| 14' | | RB640 | RB642 | RB644 | RB645 | RB646 | RB647 |
| 15' | | RB648 | RB650 | RB652 | RB653 | RB654 | RB655 |
| 16' | | RB656 | RB658 | RB660 | RB661 | RB662 | RB663 |
| 18' | | RB664 | RB666 | RB668 | RB669 | RB670 | RB671 |
| 20' | | RB672 | RB674 | RB676 | RB677 | RB678 | RB679 |
| 22' | | RB680 | RB682 | RB684 | RB685 | RB686 | RB687 |
| 24' | | RB688 | RB690 | RB692 | RB693 | RB694 | RB695 |
| 26' | | RB696 | RB697 | RB698 | RB699 | RB700 | RB701 |
| 28' | | RB702 | RB703 | RB704 | RB705 | RB706 | RB707 |
| 30' | | RB708 | RB709 | RB710 | RB711 | RB712 | RB713 |

Box Type Stringer



Recessed Type Stringer



BOX TYPE STRINGERS CAP. LBS. PER PAIR

| LGTH | 48" | 54" | 60" | 66" | 72" | 78" | 84" | 90" | 96" | 102" | 108" | 114" | 120" | 126" | 132" | 138" | 144" | |
|--------|------------|-----------|-------------|-----------|------------|-----------|-------------|-----------|-------------|-----------|-------------|-----------|-------------|-----------|-------------|-----------|-------------|-----------|
| Height | Model No. | Cap. lbs. | Model No. | Cap. lbs. | Model No. | Cap. lbs. | Model No. | Cap. lbs. | Model No. | Cap. lbs. | Model No. | Cap. lbs. | Model No. | Cap. lbs. | Model No. | Cap. lbs. | Model No. | Cap. lbs. |
| 2 1/2" | RB220 7821 | | RB221 6952 | | RB222 6078 | | RB223 5024 | | RB224 4221 | | RB225 3596 | | RB226 3102 | | RB227 2702 | | RB228 2374 | |
| | RB237 9397 | | RB238 8350 | | RB239 7518 | | RB240 6839 | | RB241 6265 | | RB242 5630 | | RB243 4855 | | RB244 4229 | | RB245 3716 | |
| 3" | | | RB254 10032 | | RB255 9389 | | RB256 8536 | | RB257 7824 | | RB258 7222 | | RB259 6706 | | RB260 6187 | | RB261 5438 | |
| 3 1/2" | | | | | | | RB270 10016 | | RB271 9181 | | RB272 8475 | | RB273 7870 | | RB274 7345 | | RB275 6886 | |
| 4" | | | | | | | RB284 10806 | | RB285 9975 | | RB286 9262 | | RB287 8645 | | RB288 8105 | | RB289 8834 | |
| 4 1/2" | | | | | | | | | RB297 10727 | | RB298 10012 | | RB299 9386 | | RB300 10100 | | RB301 9540 | |
| 5" | | | | | | | | | | | RB302 9037 | | RB303 8585 | | RB304 8112 | | RB305 7605 | |
| 5 1/2" | | | | | | | | | | | RB310 9794 | | RB311 9304 | | RB312 8861 | | RB313 8458 | |
| 6" | | | | | | | | | | | RB318 10338 | | RB319 10338 | | RB320 10338 | | RB321 10338 | |
| 6 1/2" | | | | | | | | | | | RB322 9794 | | RB323 9304 | | RB324 8861 | | RB325 8458 | |

7/8" RECESSED TYPE STRINGERS CAP. LBS. PER PAIR

| LGTH | 48" | | 54" | | 60" | | 66" | | 72" | | 78" | | 84" | | 90" | | 96" | | 102" | | 108" | | 114" | | 120" | | 126" | | 132" | | 138" | | 144" | |
|--------|-----------|-----------|-----------|-----------|-----------|-----------|-----------|-----------|-----------|-----------|-----------|-----------|-----------|-----------|-----------|-----------|-----------|-----------|-----------|-----------|-----------|-----------|-----------|-----------|-----------|-----------|-----------|-----------|-----------|-----------|-----------|-----------|-----------|-----------|
| Height | Model No. | Cap. lbs. | Model No. | Cap. lbs. | Model No. | Cap. lbs. | Model No. | Cap. lbs. | Model No. | Cap. lbs. | Model No. | Cap. lbs. | Model No. | Cap. lbs. | Model No. | Cap. lbs. | Model No. | Cap. lbs. | Model No. | Cap. lbs. | Model No. | Cap. lbs. | Model No. | Cap. lbs. | Model No. | Cap. lbs. | Model No. | Cap. lbs. | Model No. | Cap. lbs. | Model No. | Cap. lbs. | Model No. | Cap. lbs. |
| 2 1/2" | RB379 | 7143 | RB381 | 6349 | RB383 | 5714 | RB385 | 4800 | RB387 | 4041 | RB389 | 3443 | RB391 | 2970 | RB393 | 2586 | RB395 | 2273 | RB397 | 2014 | RB395 | 1796 | RB367 | 1612 | RB369 | 1455 | RB371 | 1250 | RB373 | 1206 | RB375 | 1100 | RB377 | 1050 |
| 3" | RB413 | 9115 | RB415 | 8102 | RB417 | 7292 | RB419 | 6629 | RB421 | 6077 | RB423 | 5364 | RB425 | 4625 | RB427 | 4030 | RB429 | 3540 | RB431 | 3137 | RB399 | 2798 | RB403 | 2666 | RB405 | 2055 | RB407 | 1873 | RB409 | 1719 | RB411 | 1574 | RB413 | 1510 |
| 3 1/2" | | | RB447 | 10334 | RB449 | 9310 | RB451 | 8463 | RB453 | 7758 | RB455 | 7161 | RB457 | 6650 | RB459 | 6068 | RB461 | 5333 | RB431 | 4725 | RB433 | 4214 | RB435 | 3782 | RB437 | 3414 | RB439 | 3096 | RB441 | 2821 | RB443 | 2582 | RB445 | 2371 |
| 4" | | | | | RB479 | 10886 | RB481 | 9897 | RB483 | 9272 | RB485 | 8374 | RB487 | 7776 | RB489 | 7258 | RB491 | 6804 | RB463 | 6367 | RB465 | 5652 | RB467 | 5072 | RB469 | 4578 | RB471 | 4153 | RB473 | 3783 | RB475 | 3462 | RB477 | 3179 |
| 4 1/2" | | | | | | | | | RB509 | 10718 | RB511 | 9894 | RB513 | 9187 | RB515 | 8575 | RB517 | 8039 | RB493 | 7535 | RB495 | 7106 | RB497 | 6769 | RB499 | 6140 | RB501 | 5569 | RB503 | 5074 | RB505 | 4642 | RB507 | 4264 |
| 5" | | | | | | | | | | | | | RB535 | 10325 | RB537 | 9637 | RB539 | 9035 | RB519 | 8503 | RB521 | 8030 | RB523 | 7608 | RB525 | 7277 | RB527 | 6884 | RB529 | 6355 | RB531 | 5819 | RB533 | 5343 |
| 5 1/2" | | | | | | | | | | | | | | | | | RB557 | 10382 | RB541 | 9702 | RB543 | 9229 | RB545 | 8743 | RB547 | 8306 | RB549 | 7910 | RB551 | 7500 | RB553 | 7222 | RB555 | 6786 |
| 6" | | | | | | | | | | | | | | | | | | | RB559 | 9035 | RB561 | 8306 | RB563 | 7608 | RB565 | 6853 | RB567 | 6432 | RB569 | 6049 | RB571 | 5699 | RB573 | 5378 |
| 6 1/2" | | | | | | | | | | | | | | | | | | | | | RB557 | 10088 | RB579 | 9630 | RB581 | 9210 | | | | | | | RB583 | 8820 |


1 5/8" RECESSED TYPE STRINGERS CAP. LBS. PER PAIR

| LGTH | 48" | | 54" | | 60" | | 66" | | 72" | | 78" | | 84" | | 90" | | 96" | | 102" | | 108" | | 114" | | 120" | | 126" | | 132" | | 138" | | 144" | | | |
|--------|------------|-----------|-------------|-----------|-------------|-----------|------------|-----------|-------------|-----------|------------|-----------|-------------|-----------|------------|-----------|-------------|-----------|------------|-----------|------------|-----------|------------|-------------|------------|-------------|------------|------------|------------|------------|------------|------------|------------|-----------|------------|--|
| Height | Model No. | Cap. lbs. | Model No. | Cap. lbs. | Model No. | Cap. lbs. | Model No. | Cap. lbs. | Model No. | Cap. lbs. | Model No. | Cap. lbs. | Model No. | Cap. lbs. | Model No. | Cap. lbs. | Model No. | Cap. lbs. | Model No. | Cap. lbs. | Model No. | Cap. lbs. | Model No. | Cap. lbs. | Model No. | Cap. lbs. | Model No. | Cap. lbs. | Model No. | Cap. lbs. | Model No. | Cap. lbs. | Model No. | Cap. lbs. | | |
| 2 1/2" | RB380 7143 | | RB382 6349 | | RB384 5714 | | RB386 4800 | | RB388 4041 | | RB390 3443 | | RB392 2970 | | RB394 2586 | | RB396 2273 | | RB398 2017 | | RB366 1796 | | RB368 1612 | | RB370 1455 | | RB372 1305 | | RB374 1206 | | RB376 1100 | | RB378 1010 | | | |
| 3" | RB414 9115 | | RB416 8102 | | RB418 7292 | | RB420 6629 | | RB422 6077 | | RB424 5364 | | RB426 4625 | | RB428 4030 | | RB430 3540 | | RB432 3134 | | RB400 2798 | | RB402 2511 | | RB404 2266 | | RB406 2096 | | RB408 1927 | | RB410 1719 | | RB412 1574 | | | |
| 3 1/2" | | | RB448 10334 | | RB450 9310 | | RB452 8463 | | RB454 7758 | | RB456 7161 | | RB458 6650 | | RB460 6068 | | RB462 5333 | | RB464 4725 | | RB434 4214 | | RB436 3782 | | RB438 3406 | | RB440 3096 | | RB442 2821 | | RB444 2582 | | RB446 2371 | | | |
| 4" | | | | | RB480 10886 | | RB482 9897 | | RB484 9272 | | RB486 8374 | | RB488 7776 | | RB490 7258 | | RB492 6804 | | RB494 6375 | | RB464 5765 | | RB466 5382 | | RB468 5037 | | RB470 4578 | | RB472 4174 | | RB474 3806 | | RB476 3476 | | RB478 3177 | |
| 4 1/2" | | | | | | | | | RB510 10718 | | RB512 9894 | | RB514 9187 | | RB516 8575 | | RB518 8039 | | RB520 7565 | | RB496 7106 | | RB498 6706 | | RB500 6410 | | RB502 5569 | | RB504 5074 | | RB506 4642 | | RB508 4264 | | | |
| 5" | | | | | | | | | | | | | RB536 10325 | | RB538 9637 | | RB540 9035 | | RB542 8302 | | RB522 8030 | | RB524 7608 | | RB526 7277 | | RB528 6884 | | RB530 6355 | | RB532 5819 | | RB534 5346 | | | |
| 5 1/2" | | | | | | | | | | | | | | | | | RB558 10382 | | RB560 9035 | | RB544 9229 | | RB546 8743 | | RB548 8306 | | RB550 7891 | | RB552 7500 | | RB554 7222 | | RB556 6948 | | | |
| 6" | | | | | | | | | | | | | | | | | | | | | RB562 9838 | | RB564 9320 | | RB566 8853 | | RB568 8432 | | RB570 8049 | | RB572 7699 | | RB574 7378 | | | |
| 6 1/2" | | | | | | | | | | | | | | | | | | | | | | | | RB576 10593 | | RB578 10088 | | RB580 9630 | | RB582 9210 | | RB584 8827 | | | | |

STORAGE RACKS & RACKING

CENTENNIAL PROFILE ACCESSORIES

FLUSH SAFETY BARS FOR BOX BEAMS



| Model No. | Dimensions | | | Wt. Cap. lbs. |
|-----------|------------|---|----|---------------|
| | W" | x | L" | |
| RB878 | 2 | x | 42 | 1100 |
| RB884 | 6 | x | 42 | 1200 |
| RB872 | 12 | x | 42 | 1200 |

DRUM CRADLES

- For positive positioning of cylindrical containers
- Unit fits onto cross bars and provides wedge type security



| Model No. | Description |
|-----------|-----------------------------|
| RB847 | Drum Cradle (Type II - 36") |
| RB848 | Drum Cradle (Type II - 42") |

SKID CHANNELS

- For use with legged skids
- Fits across beams, from front to rear
- Recessed channel provides support for skid legs



| Model No. | Dimensions | | |
|-----------|------------|---|----|
| | W" | x | L" |
| RB920 | 6 | x | 24 |
| RB921 | 6 | x | 30 |
| RB922 | 6 | x | 36 |
| RB923 | 6 | x | 42 |
| RB924 | 6 | x | 48 |
| RB918 | 12 | x | 42 |

WALL CONNECTORS

- Wall connectors are used to provide a tie between racking and the wall
- Plate is punched to allow lagging



| Model No. | Dimensions" |
|-----------|-------------|
| RB835 | 6 |
| RB830 | 12 |

ROW CONNECTORS


- Row connectors are used on back to back racking layouts to maintain spacing between rows
- May be located at any level other than where a stringer is located




| Model No. | Dimensions" |
|-----------|-------------|
| RB327 | 6 |
| RB328 | 8 |
| RB322 | 12 |

WIRE DECKING

- Easy to install
- Step/Waterfall style
- Three channels sit on beam to carry the load
- Capacity: 2500 lbs.



KLETON



| Model No. | Dimensions | | |
|-----------|------------|---|----|
| | W" | x | D" |
| RN768 | 46 | x | 36 |
| RN769 | 52 | x | 36 |
| RN770 | 46 | x | 42 |
| RN771 | 52 | x | 42 |

PALLET RACK BACK GUARDS

Back guards help prevent accidents by keeping pallets and their contents from falling off the back of the rack. These guards increase safety where pedestrian pathways are behind the rack.

- Constructed using a 10-gauge frame, and 2" x 2", 10-gauge wire mesh with stiffeners
- Available in a variety of sizes to fit most pallet rack configurations
- Guard brackets are designed to fit almost any style of rack
- Durable safety yellow finish
- Hardware not included

KH131

ML231



KLETON

Create a pallet rack back guard designed for your application

- Choose one or a combination of back guard panels to create the required width and length

| Model No. | Dimensions' | Weight lbs. |
|-----------|-------------|-------------|
| KH926 | 1 x 4 | 10 |
| KH914 | 2 x 4 | 12 |
| KH930 | 3 x 4 | 20 |
| KD130 | 4 x 4 | 23 |
| KD131 | 8 x 4 | 45 |

- Choose a mounting bracket that provides the required depth
 - Minimum of four brackets required

| Model No. | Dimensions' | Weight lbs. |
|-----------|-------------|-------------|
| ML231 | 4 x 6 | 2 |
| ML232 | 4 x 9 | 2 |
| ML233 | 4 x 12 | 3 |

- Hardware required

For each additional panel, add: 2 x GM332 and 2 x MMH254
For each mounting bracket, add: 3 x MMP624 and 3 x GM332

WIRE MESH PARTITIONS & ENCLOSURES

Rugged Kleton wire mesh partitions and enclosures provide maximum security at a minimal cost. It is ideal for the storage of tools, valuable inventory, hazardous materials and any area of your plant where restricted access is required.

Wire mesh panels permit full visibility and allow for unrestricted circulation of air, heat and light, providing an ideal storage facility.

- 2" x 2" x 10-gauge wire mesh
- 10-gauge frame (stiffeners included on all applicable sizes)
- Pre-drilled modular components allow for quick and easy installation
- Durable Kleton blue or safety yellow finish (Other colours available)



WIRE MESH PARTITION COMPONENTS

Everything necessary to create your own custom enclosure. Fast and easy assembly, multiple sizes available. Please follow these guidelines for determining the components required.

1. UNIVERSAL POSTS

A post must be placed at each end of every panel (or of every stack of panels). Be sure to calculate an extra 2" of overall wall length for each post added. When a post meets an existing wall, add one **KD115** wall bracket for proper support (fasteners are included with **KD115** to mount to post, not to wall).

Universal Posts

| Blue Model No. | Yellow Model No. | Height | Wt. lbs. |
|----------------|------------------|--------|----------|
| KD053 | KH860 | 8' 3" | 22 |
| KD046 | KH922 | 10' 3" | 27 |
| KD050 | KH923 | 12' 3" | 28.5 |




2. PANELS


Whenever possible, stacking panels horizontally (one above the other) is more economical than placing them vertically (next to each other) - this is because fewer posts are required for wall support when panels are stacked.

Examples:

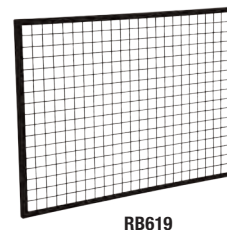
- For an 8' high partition, stack two **KD037** (8' x 4') panels horizontally
- For a 10' high partition, stack two **KD037** (8' x 4') and one **KD033** (8' x 2') panel horizontally
- For a 12' high partition, stack three **KD037** (8' x 4') panels horizontally



KD036



KH928



RB619

Panels

| Blue Model No. | Yellow Model No. | Black Model No. | Frame Dimensions | | | Wt. lbs. |
|----------------|------------------|-----------------|------------------|---|----|----------|
| | | | W' | x | H' | |
| KD121 | KH926 | RN615 | 4 | x | 1 | 10 |
| KD120 | KH927 | RN616 | 8 | x | 1 | 21 |
| KD030 | KH928 | RN617 | 2 | x | 2 | 10 |
| KD031 | KH929 | RN618 | 3 | x | 2 | 15 |
| KD032 | KH914 | KI278 | 4 | x | 2 | 12 |
| KD033 | KH915 | KI279 | 8 | x | 2 | 28 |
| KD034 | KH916 | KI280 | 8 | x | 3 | 33 |
| KD035 | KH930 | RN619 | 3 | x | 4 | 20 |
| KD036 | KD130 | KI281 | 4 | x | 4 | 23 |
| KD037 | KD131 | KI282 | 8 | x | 4 | 45 |



Safety Yellow

3. ADJUSTABLE FILLER PANELS

Adjustable filler panels fill in blank spots on the ends of wire mesh partitions to plug up potential security risks. Filler panels come in two sizes: 1' x 4' and 1' x 8' that slide over the ends of existing wire mesh sections. Bolt holes on the filler panels are separated per every inch and allow the filler panel to fill in a space between 6" and 10" wide. The holes line up with holes on the existing panel which are drilled in at the top and bottom to securely fasten the filler panel in two places.

| Adjustable Filler Panels | | | Dimensions | | | Wt. lbs. |
|--------------------------|------------------|-----------------|------------|---|----|----------|
| Blue Model No. | Yellow Model No. | Black Model No. | W' | x | H' | |
| KD119 | KH924 | RN620 | 4 | x | 1 | 10 |
| KD118 | KH925 | RN621 | 8 | x | 1 | 16 |

WIRE MESH PARTITIONS & ENCLOSURES

WIRE MESH PARTITION COMPONENTS (CONTINUED)

Everything necessary to create your own custom enclosure. Fast and easy assembly, multiple sizes available. Please follow these guidelines for determining the components required.



Customize it to your specifications.
See page B88 for details.


4. SWING DOORS

HEAVY-DUTY

- Frame constructed with 1 1/4" x 1 1/4" square tube and 1" x 1" angle iron
- All are 7' in height and include a 1' transom for a total of 8' height
- May swing outwards to the left or to the right (except the **KD112** and **KH937** heavy swing door with wicket which swings open to the left only)
- Fasteners are included

STANDARD-DUTY

- Frame constructed with 1 1/4" x 1 1/4" angle iron frame
- All are 7' in height and include a 1' transom for a total of 8' height
- May swing outwards to the left or to the right
- Fasteners are included



| Blue Model No. | Yellow Model No. | Black Model No. | Description | Dimensions W' x H' | Wt. lbs. |
|----------------|------------------|-----------------|--------------------------------|--------------------|----------|
| KD110 | KH933 | RN628 | Heavy-Duty Swing Door | 3 x 7 | 65 |
| KH853 | KH934 | RN626 | Standard-Duty Swing Door | 3 x 7 | 54 |
| KD111 | KH935 | RN629 | Heavy-Duty Swing Door | 4 x 7 | 74 |
| KH854 | KH936 | RN627 | Standard-Duty Swing Door | 4 x 7 | 62 |
| KD112 | KH937 | RN630 | Heavy-Duty Swing Door w/Wicket | 4 x 7 | 85 |

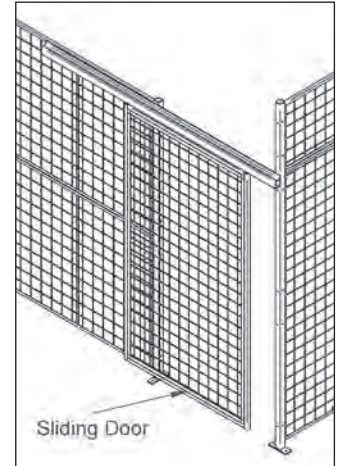
5. SLIDING DOORS

HEAVY-DUTY

- Frame constructed with 1 1/4" x 1 1/4" square tube and 1" x 1" angle iron
- All are 7' 7" in height and require one or more 8' lengths of 5" tall sliding door track, for a total of 8' height
- All sliding doors may slide open to the left or to the right
- To properly mount a sliding door, a post must be located on the side onto which the door slides, at the same distance away from the opening as the doors width

STANDARD-DUTY

- Frame constructed with 1 1/2" x 1 1/2" angle iron frame
- All are 7' 7" in height and require one or more 8' lengths of 5" tall sliding door track, for a total of 8' height
- All sliding doors may slide open to the left or to the right
- To properly mount a sliding door, a post must be located on the side onto which the door slides, at the same distance away from the opening as the doors width



| Blue Model No. | Yellow Model No. | Black Model No. | Description | Dimensions W' x H' | Wt. lbs. |
|----------------|------------------|-----------------|----------------------------|--------------------|----------|
| KH852 | KH938 | RN625 | Standard-Duty Sliding Door | 4 x 8 | 71 |
| KD106 | KH939 | RN622 | Heavy-Duty Sliding Door | 4 x 8 | 85 |
| KD108 | KH940 | RN624 | Heavy-Duty Sliding Door | 8 x 8 | 122 |
| KD107 | KH941 | RN623 | Heavy-Duty Sliding Door | 8 x 10 | 148 |

6. HARDWARE REQUIRED

For Each Stacked Panel Add:

- 4 x **MMH254**, 4 x **MMM966** for each 8' stacked panel
- 2 x **MMH254**, 2 x **MMM966** for each stacked panel under 8' long

For Each Post Add:

- 8 x **MMH262**, 8 x **MMM966**, 2 x **KD001** for each 8' 3" post
- 12 x **MMH262**, 12 x **MMM966**, 2 x **KD001** for each 10' 3" post
- 12 x **MMH262**, 12 x **MMM966**, 2 x **KD001** for each 12' 3" post

For Each Sliding Door Add:

- 1 x Sliding Door Hardware Kit, 1 x 8' Door Track for each 4' wide sliding door (see chart for colours)
- 1 x Sliding Door Hardware Kit, 2 x 8' Door Track for each 8' wide sliding door (see chart for colours)

| Blue Model No. | Yellow Model No. | Black Model No. | Description | Wt. lbs. |
|----------------|------------------|-----------------|---------------------------|----------|
| KD029 | KH942 | RN656 | 8' Door Track | 16 |
| KD028 | KH943 | RN655 | Sliding Door Hardware Kit | 6 |
| KD115 | KH944 | - | Wall Bracket Kit | 0.1 |
| MMH254* | - | - | 5/16" x 1" Carriage Bolt | 0.01 |
| MMH262* | - | - | 5/16" x 3" Carriage Bolt | 0.01 |
| MMM966 | - | - | Nut 5/16" Hex | 0.01 |
| KD001 | - | - | 3/8" Floor Anchors | 0.01 |

* 1 x **MMM966** is required for each **MMH254** and **MMH262**

STRIP CURTAIN DOORS

Everything you need in one package to install your own strip curtain door and save money!


ORDERING INFORMATION

Every strip curtain door comes complete with PVC strips, universal mounting header, hardware to attach strips and simple to follow installation instructions for door or wall mounting.

- Determine inside width and height of door opening.
NOTE: If mounting on door above lintel, measure from floor to mounting height.
- Select type of PVC material required: **STANDARD** or **LOW TEMP.**
Standard recommended for temperatures from -23°C to 66°C.
Low Temp. recommended for interior use only for temperatures from -40°C to 66°C.
- Select from the standard sizes listed in the chart below.
NOTE: If required size is not available, order the next largest size.
Installation instructions describe how simple trimming can custom fit almost any door opening.
- Special size doors and hanging applications are available upon request.
- For overhead doors, please call one of our sales representatives for assistance.



INTERIOR DOORS




- Save energy costs**
- The optimal solution to open door heat/cooling loss
- Reduce noise pollution**
- Provides the ideal acoustical barrier around noisy equipment

Every strip curtain door comes complete with PVC strips, universal mounting header, hardware to attach strips and simple to follow installation instructions for door or wall mounting.

EASY TO ORDER

It is easy to order the strip curtain that fits your door exactly because seven standard sizes can be made to fit 95% of most door openings. Special sizes are available.

CONVEYORS



- Provide extra safe passage**
- People can see and be seen so there is less chance of accidents
- Control smoke, dust and sprays**
- Strip curtains can control in-plant contaminants to improve employee environment

DOCKS



- Low maintenance**
- Clear flexible vinyl resists stretching and stands up to abrasion
 - All aluminum hardware is used for maximum durability
 - May be quickly and easily cleaned with detergents or cleansing agents that are free from abrasives
 - Deep stains and ingrained dirt can be removed by carefully applying ethanol

STANDARD DOOR SIZES

| Model No. Standard | Model No. Low Temp. | Strip Dimensions | Door Opening | | | Wt. lbs. |
|-----------------------|------------------------|---------------------|--------------|---|----|-------------|
| | | | W' | x | H' | |
| KF022 | KF004 | 8" x 0.080" | 4 | x | 7 | 25 |
| KF023 | KF005 | | 5 | x | 8 | 35 |
| KF024 | KF006 | | 6 | x | 8 | 40 |
| KF026 | KF008 | 12" x 0.120" | 8 | x | 8 | 80 |
| KF025 | KF007 | | 8 | x | 10 | 100 |
| KF020 | KF002 | | 10 | x | 10 | 125 |
| KF021 | KF003 | | 12 | x | 12 | 175 |

Note: Doors with 8" strips have 2" standard overlap.
Doors with 12" strips have 4" standard overlap.

REPLACEMENT STRIPS - 5 PER CARTON

| Model No. Standard | Model No. Low Temp. | Strip Dimensions | Wt. lbs. |
|-----------------------|------------------------|---------------------|-------------|
| KF032 | KF013 | 8" x 0.080 x 8' | 15 |
| KF029 | KF011 | 12" x 0.120 x 12' | 45 |

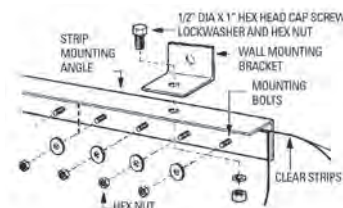
BULK ROLLS

| Model No. Standard | Model No. Low Temp. | Strip Dimensions | Colour | Roll' | Wt. lbs. |
|-----------------------|------------------------|---------------------|--------|-------|-------------|
| KI226 | KI224 | 8" x 0.080" | Clear | 300 | 140 |
| KI225 | KI223 | 12" x 0.120" | Clear | 200 | 140 |
| KF031 | - | 16" x 0.160" | Clear | 100 | 140 |



FIXED MOUNTING SYSTEM

| Model No. | Description |
|-----------|----------------------------------|
| KF001 | Complete 4' aluminum angle mount |



**CUSTOMIZE IT TO
YOUR SPECIFICATIONS.
SEE PAGE B88 FOR DETAILS**

CURTAIN PARTITIONS

- Curtain partitions screen, isolate, enclose and protect any area of any size
- Commonly used in welding and paint shops, but can be used anywhere
- Brackets made of 16-gauge steel and designed for wall or ceiling mount but can be self supported by floor stands
- Large selection of drape material can be utilized with any curtain

DESIGN YOUR OWN CURTAIN

Curtains - Take exact length of area of enclosure and add 10% fullness for proper draping. Then multiply length and height to obtain square footage. Curtains hemmed on top and two sides 2" pocket on bottom side. Brass grommets spaced every 12". Refer to model number for square footage cost of fabric required.

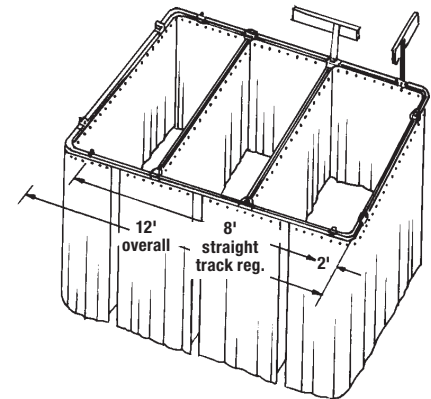
Track - Straight and curved. Straight track available in 5' and 10' lengths. Curved corners are 3' long with 2' radius welded splicer on each end included. When using a curved track, length is increased by 2', e.g. 8' straight track with a curve at each end overall = 12'.

Carriers - Since curtains are made to any length be sure to add one additional carrier to actual length of curtain ordered. For example every 10' of curtain is fabricated with 11 grommets on top side. Therefore 11 carriers are required. A double carrier should be used at the beginning of each curtain. Steel roller carriers are permanently lubricated enclosed bearings.

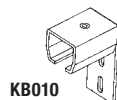
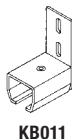
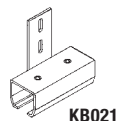
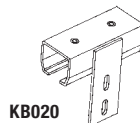
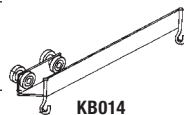
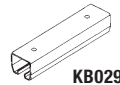
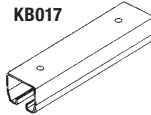
Clamps - Available for flush ceiling/beam mounting and floor mounting. Clamps can also be used as track splicers. All fasten with supplied Allen bolts. Order sufficient clamps to support track every 5'.

Standards - When free standing uprights are required, be sure to specify clamps for fastening track on posts **KB032** (posts are required every 8'). Other custom heights on application.

Note: All posts should be lagged or welded to floor as required.



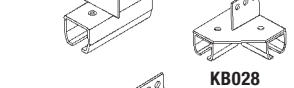
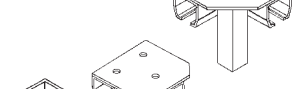
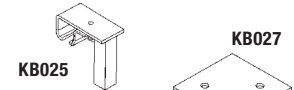
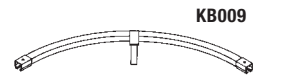
| Model No. | Description |
|--------------------|--|
| TRACKS | |
| KB017 | 5', 16 ga. Track |
| KB016 | 10', 16 ga. Track |
| KB029 | Track Splicer |
| KB012 | End Stop |
| ROLLERS | |
| KB013 | Single Nylon Roller 25 lbs., Cap. 1" Hook |
| KB018 | Single Steel Roller 75 lbs., Cap. 1" Hook |
| KB019 | Double Steel Roller 125 lbs., Cap. 1" Hook |
| KB014 | Overlap By-Pass Roller 12" Long x 2 3/4" High |
| WALL MOUNTS | |
| KB020 | Wall Connector Bracket, Down |
| KB021 | Track Splice Wall Mount-Up |
| KB011 | End Connector Fastener, Up |
| KB010 | End Connector Fastener, Down |



| Model No. | Description |
|----------------|--|
| CURTAIN | |
| KB040 | 10 oz./sq.yd., Before Treatment Cotton Duck, Flame Resistant Army Green |
| KB004 | 14 mil Yellow PVC, Flame Resistant |
| KB003 | 14 mil Green PVC, Flame Resistant |
| KB038 | 20 mil Clear PVC, Flame Resistant |

Other colours are available

| Model No. | Description |
|-------------------------------|---|
| FLOOR MOUNTS | |
| KB009 | 3' 90° Curve Track |
| KB025 | Track Bracket for Floor Support Hardware |
| KB027 | 90° Corner Connector |
| KB024 | 3-Way T-Connector |
| KB032 | 8' Square Post |
| KB005 | 12" x 12" Base |
| BEAM MOUNTS/SUSPENSION | |
| KB008 | 3' 90° Curve Track |
| KB031 | Ceiling Clamp |
| KB028 | 90° Corner Connector |
| KB023 | 3-Way T-Connector |
| CEILING MOUNTS | |
| KB007 | 3' 90° Curve Track, Three Flush Connectors |
| KB030 | Track Splicer |
| KB026 | 90° Corner Connector |
| KB022 | 3-Way T-Connector |



SHELVING

SLOTTED ANGLE SHELVING UNITS

- Cost-effective storage solution
- Shelving is easy to assemble, sturdy and long-lasting
- Boltless design allows for quick and easy adjustability
- Kit Type: Starter
- Material: Galvanized Steel
- Shelving Type: Open
- Assembly required



RN161
Type 125
1-3/8" x 1-3/8"

RN166
Type 225
1-1/2" x 2-1/4"



RN199

| Model No. | No. of Shelves | Shelf Capacity lbs. | W" | x | D" | x | H" |
|-----------|----------------|---------------------|----|---|----|---|----|
| RN199 | 6 | 400 | 36 | x | 12 | x | 72 |
| RN200 | 6 | 400 | 36 | x | 15 | x | 72 |
| RN201 | 6 | 400 | 36 | x | 18 | x | 72 |
| RN202 | 6 | 400 | 36 | x | 24 | x | 72 |
| RN203 | 6 | 300 | 48 | x | 12 | x | 72 |
| RN204 | 6 | 300 | 48 | x | 15 | x | 72 |
| RN205 | 6 | 275 | 48 | x | 18 | x | 72 |
| RN206 | 6 | 275 | 48 | x | 24 | x | 72 |
| RN207 | 7 | 400 | 36 | x | 12 | x | 84 |
| RN208 | 7 | 400 | 36 | x | 15 | x | 84 |
| RN209 | 7 | 400 | 36 | x | 18 | x | 84 |
| RN210 | 7 | 400 | 36 | x | 24 | x | 84 |
| RN211 | 7 | 300 | 48 | x | 12 | x | 84 |
| RN212 | 7 | 300 | 48 | x | 15 | x | 84 |
| RN213 | 7 | 275 | 48 | x | 18 | x | 84 |
| RN214 | 7 | 275 | 48 | x | 24 | x | 84 |
| RN215 | 8 | 400 | 36 | x | 12 | x | 96 |
| RN216 | 8 | 400 | 36 | x | 15 | x | 96 |
| RN217 | 8 | 400 | 36 | x | 18 | x | 96 |
| RN218 | 8 | 400 | 36 | x | 24 | x | 96 |
| RN219 | 8 | 300 | 48 | x | 12 | x | 96 |
| RN220 | 8 | 300 | 48 | x | 15 | x | 96 |
| RN221 | 8 | 275 | 48 | x | 18 | x | 96 |
| RN222 | 8 | 275 | 48 | x | 24 | x | 96 |

SLOTTED ANGLE SHELVES

| Model No. | Dimensions D" x W" | Shelf Capacity lbs. |
|-----------|--------------------|---------------------|
| RN152 | 12 x 36 | 400 |
| RN153 | 15 x 36 | 400 |
| RN154 | 18 x 36 | 400 |
| RN155 | 24 x 36 | 400 |
| RN156 | 32 x 42 | 300 |
| RN157 | 12 x 48 | 300 |
| RN158 | 15 x 48 | 300 |
| RN159 | 18 x 48 | 275 |
| RN160 | 24 x 48 | 275 |

SLOTTED ANGLE ACCESSORIES

CORNER GUSSET PLATES


- Add strength and rigidity to your slotted angle assembly
- 3" W x 3" L

PLASTIC FEET

- 1 3/8" x 1 3/8" angle posts



RN176



RN223



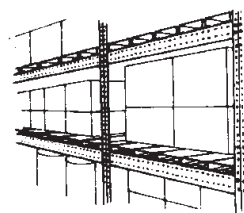
RL344

ACCESSORIES


| Model No. | Description | Wt. lbs. |
|-----------|------------------------------|----------|
| RN176 | Corner Gusset Plate 3" | 0.70 |
| RN177 | Nut and Bolt | 0.05 |
| RN223 | Boltless Shelf Clip | 0.60 |
| RL344* | Plastic Foot for Single Post | 0.02 |

*For 1 3/8" X 1 3/8" posts

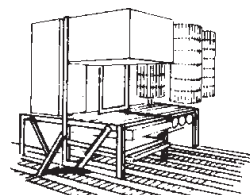
Steel slotted angle allows you to design and build anything to your own specifications:



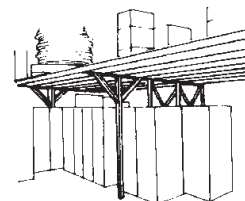
Metal Decking



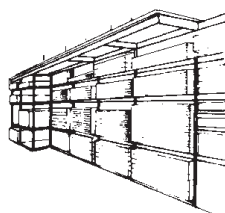
Tubing Storage




Overhead Storage



Overhead Storage



Wide Storage



Special Work Benches

SLOTTED ANGLE POSTS

- Versatile post can be cut or bolted into workbenches, shelves, or tables
- Can also be used as top tie with Metalware Widespan and Interlock product line
- Angle Gauge: 14

| Model No. | Height" | Type | Slotted Angle Dimensions" |
|-----------|---------|------|---------------------------|
| RN161 | 72 | 125 | 1-3/8 x 1-3/8 |
| RN162 | 84 | 125 | 1-3/8 x 1-3/8 |
| RN163 | 96 | 125 | 1-3/8 x 1-3/8 |
| RN164 | 120 | 125 | 1-3/8 x 1-3/8 |
| RN165 | 144 | 125 | 1-3/8 x 1-3/8 |
| RN166 | 72 | 225 | 1-1/2 x 2-1/4 |
| RN167 | 84 | 225 | 1-1/2 x 2-1/4 |
| RN168 | 96 | 225 | 1-1/2 x 2-1/4 |
| RN169 | 120 | 225 | 1-1/2 x 2-1/4 |
| RN170 | 144 | 225 | 1-1/2 x 2-1/4 |

SLOTTED ANGLE SIDE BRACES

| Model No. | Length" |
|-----------|---------|
| RN173 | 33 |

SLOTTED ANGLE BACK BRACES

| Model No. | Length" |
|-----------|---------|
| RN175 | 51 |

HEAVY-DUTY BOLTLESS SHELVING

- Modular design allows the unit to be set up as a shelving unit or as work bench
- Includes five Medium-Density Fiberboard (MDF) shelves
- Shelves snap into place quickly and easily
- Shelf Capacity: 1200 lbs.
- Material: Steel
- Style: Open

KLETON



RN455



| Model No. | No. of Shelves | Size W" x D" x H" |
|-----------|----------------|-------------------|
| RN806 | 3 | 48 x 36 x 84 |
| RN807 | 3 | 48 x 24 x 84 |
| RN808 | 3 | 72 x 24 x 84 |
| RN809 | 3 | 96 x 24 x 84 |
| RN455 | 5 | 36 x 18 x 72 |
| RN456 | 5 | 36 x 24 x 72 |
| RN457 | 5 | 48 x 18 x 72 |
| RN458 | 5 | 48 x 24 x 72 |

WIDE SPAN RECORD STORAGE SHELVING

- Efficiently organize and store all records in a single information retrieval center
- 12-gauge steel posts and beams and wire mesh decks provide maximum strength
- Easy to install with snap together shelf beams, no nuts and bolts
- Wire mesh decking allows for increased flow and circulation
- Frame Colour: Grey



RN573

| Model No. | Kit Type | No. of Shelves | Cap lbs. /Shelf | W" x D" x H" |
|-----------|----------|----------------|-----------------|--------------|
| RN573 | Starter | 3 | 800 | 72 x 18 x 60 |
| RN581 | Add-On | 3 | 800 | 72 x 18 x 60 |
| RN574 | Starter | 3 | 800 | 72 x 32 x 60 |
| RN582 | Add-On | 3 | 800 | 72 x 32 x 60 |
| RN575 | Starter | 4 | 800 | 72 x 18 x 84 |
| RN583 | Add-On | 4 | 800 | 72 x 18 x 84 |
| RN576 | Starter | 4 | 800 | 72 x 32 x 84 |
| RN584 | Add-On | 4 | 800 | 72 x 32 x 84 |

| Model No. | Kit Type | No. of Shelves | Cap lbs. /Shelf | W" x D" x H" |
|-----------|----------|----------------|-----------------|--------------|
| RN577 | Starter | 3 | 1340 | 42 x 18 x 60 |
| RN585 | Add-On | 3 | 1340 | 42 x 18 x 60 |
| RN578 | Starter | 3 | 1340 | 42 x 32 x 60 |
| RN586 | Add-On | 3 | 1340 | 42 x 32 x 60 |
| RN579 | Starter | 4 | 1340 | 42 x 18 x 84 |
| RN587 | Add-On | 4 | 1340 | 42 x 18 x 84 |
| RN580 | Starter | 4 | 1340 | 42 x 32 x 84 |
| RN588 | Add-On | 4 | 1340 | 42 x 32 x 84 |

WIDE SPAN RECORD STORAGE SHELVING

- Efficiently organize and store all records in a single information retrieval center
- Record management is facilitated with easy to identify printed storage boxes
- 12-gauge steel posts and beams and warp free particle board decks provides maximum strength
- Easy to install with snap together shelf beams, no nuts and bolts
- Storage boxes constructed of white corrugated fibreboard, with handles, making it a durable and easily maneuverable box, a perfect choice for economical storage
- Order complete units, including shelving, deck and boxes, or shelving with deck only
- Colour: Grey



RN009



RN004

| Model No. | Unit Type | No. of Shelves | W" x D" x H" | No. of Boxes | Capacity lbs. |
|---|-----------|----------------|--------------|--------------|---------------|
| SHELVING & DECK ONLY (WITHOUT BOXES) | | | | | |
| RL997 | Starter | 3 | 72 x 18 x 60 | - | 800 |
| RL998 | Starter | 3 | 72 x 32 x 60 | - | 800 |
| RL999 | Starter | 4 | 72 x 18 x 84 | - | 800 |
| RN001 | Starter | 4 | 72 x 32 x 84 | - | 800 |
| RN136 | Add-on | 3 | 72 x 18 x 60 | - | 800 |
| RN137 | Add-on | 3 | 72 x 32 x 60 | - | 800 |
| RN138 | Add-on | 4 | 72 x 18 x 84 | - | 800 |
| RN139 | Add-on | 4 | 72 x 32 x 84 | - | 800 |
| RN002 | Starter | 3 | 42 x 18 x 60 | - | 1340 |
| RN003 | Starter | 3 | 42 x 32 x 60 | - | 1340 |
| RN004 | Starter | 4 | 42 x 18 x 84 | - | 1340 |
| RN005 | Starter | 4 | 42 x 32 x 84 | - | 1340 |
| RN140 | Add-on | 3 | 42 x 18 x 60 | - | 1340 |
| RN141 | Add-on | 3 | 42 x 32 x 60 | - | 1340 |
| RN142 | Add-on | 4 | 42 x 18 x 84 | - | 1340 |
| RN143 | Add-on | 4 | 42 x 32 x 84 | - | 1340 |

| Model No. | Unit Type | No. of Shelves | W" x D" x H" | No. of Boxes | Capacity lbs. |
|---|-----------|----------------|--------------|--------------|---------------|
| COMPLETE UNITS (INCLUDES SHELVING, DECK & BOXES) | | | | | |
| RN006 | Starter | 3 | 72 x 18 x 60 | 30 | 800 |
| RN007 | Starter | 3 | 72 x 32 x 60 | 60 | 800 |
| RN008 | Starter | 4 | 72 x 18 x 84 | 40 | 800 |
| RN009 | Starter | 4 | 72 x 32 x 84 | 80 | 800 |
| RN144 | Add-on | 3 | 72 x 18 x 60 | 30 | 800 |
| RN145 | Add-on | 3 | 72 x 32 x 60 | 60 | 800 |
| RN146 | Add-on | 4 | 72 x 18 x 84 | 40 | 800 |
| RN147 | Add-on | 4 | 72 x 32 x 84 | 80 | 800 |
| RN010 | Starter | 3 | 42 x 18 x 60 | 18 | 1340 |
| RN011 | Starter | 3 | 42 x 32 x 60 | 36 | 1340 |
| RN012 | Starter | 4 | 42 x 18 x 84 | 24 | 1340 |
| RN013 | Starter | 4 | 42 x 32 x 84 | 48 | 1340 |
| RN148 | Add-on | 3 | 42 x 18 x 60 | 18 | 1340 |
| RN149 | Add-on | 3 | 42 x 32 x 60 | 36 | 1340 |
| RN150 | Add-on | 4 | 42 x 18 x 84 | 24 | 1340 |
| RN151 | Add-on | 4 | 42 x 32 x 84 | 48 | 1340 |

HEAVY-DUTY SHELVING

- Excellent storage for heavy materials, Open style shelving provides clear access from all four sides
- Open style shelving gives clear access from all sides, Shelf capacity is based on evenly distributed loads
- Grey powder coat finish, Ships knocked down
- Shelf capacity based on evenly distributed loads
- Kit Type: Starter
- No. of Shelves: 5
- Shelf Capacity: 3000 lbs.
- Material: Steel
- Shelving Unit Type: Boltless



KLETON



| Model No. | Dimensions W" x D" x H" | Wt. lbs. |
|-----------|-------------------------|----------|
| RN772 | 36 x 18 x 72 | 171 |
| RN773 | 48 x 18 x 72 | 215 |
| RN774 | 60 x 18 x 72 | 264 |
| RN775 | 36 x 24 x 72 | 215 |
| RN776 | 48 x 24 x 72 | 264 |
| RN777 | 60 x 24 x 72 | 353 |

SHELVING

INTERLOK SHELVING UNITS

- Adjustable shelving system that provides high strength, yet economical storage capacity for your needs
- This system uses an innovative shelf clip, which slips into a slotted "T" post and is immediate ready to receive a shelf
- No-Bolt design reduces up to 80% of installation time
- Colour: Grey
- Ships knocked down



INTERLOK BOLTLESS SHELVING "T" POST

- For open style shelving includes slots every 1" for shelf or brace installation
- 1 1/2" x 2" x 1/8" double-formed steel in a "T" style with a smooth unperforated face
- Capacity: 11000 lbs.


| Model No. | Height | Wt. lbs. |
|-----------|--------|----------|
| RK549 | 3'4" | 4 |
| RK550 | 6'4" | 8 |
| RK551 | 7'4" | 9 |
| RK548 | 8'4" | 10 |
| RK544 | 9'4" | 11 |



RK550
"T" Post



RN361
RN304
Side and back braces



RK521
End Panels



RN450
Base Plate


INTERLOK BOLTLESS SHELVING SHELF

- Shelves are easily installed using four clips
- Constructed from 18-gauge steel
- 4 clips included with each shelf

| Model No. | Dimensions W" x D" | Capacity lbs. | Wt. lbs. |
|-----------|--------------------|---------------|----------|
| RN344 | 36 x 12 | 630 | 8 |
| RN345 | 42 x 12 | 480 | 9 |
| RN346 | 48 x 12 | 315 | 10.5 |
| RN347 | 36 x 15 | 630 | 9.75 |
| RN348 | 42 x 15 | 480 | 11.5 |
| RN349 | 48 x 15 | 315 | 12.5 |
| RN350 | 36 x 18 | 630 | 11.5 |
| RN351 | 42 x 18 | 480 | 13 |
| RN353 | 48 x 18 | 315 | 15 |
| RN355 | 36 x 24 | 630 | 14.75 |
| RN356 | 42 x 24 | 480 | 16.5 |
| RN358 | 48 x 24 | 315 | 19 |
| RN359 | 36 x 30 | 560 | 18 |



RN344
Shelves



RK470
Back panel

INTERLOK BOLTLESS SHELVING DOOR

- Lockable swinging doors installs easily on closed style shelving
- Includes RN032 base plate

| Model No. | Dimensions W x H | Wt. lbs. |
|-----------|------------------------|----------|
| RN028 | 36" x 6'4" | 43 |
| RN029 | 36" x 7'4" | 50 |
| RN032* | Replacement Base Plate | 2 |

*Only for units with doors

INTERLOK BOLTLESS SHELVING BIN FRONT/BASE PLATE

- Install at floor level to close openings

| Model No. | Dimensions W" x H" | Wt. lbs. |
|-----------|--------------------|----------|
| RN450 | 36 x 3 | 2 |
| RN452 | 42 x 3 | 2.25 |
| RN454 | 48 x 3 | 2.5 |

INTERLOK BOLTLESS SHELVING END PANEL

- For closed style shelving
- Each panel incorporates two slotted post

| Model No. | Dimensions D x H | Wt. lbs. |
|-----------|------------------|----------|
| RK521 | 12" x 3'4" | 10.5 |
| RK522 | 12" x 6'4" | 20.75 |
| RK523 | 12" x 7'4" | 23.5 |
| RK520 | 12" x 8'4" | 26.25 |
| RK525 | 15" x 3'4" | 11.5 |
| RK526 | 15" x 6'4" | 22.5 |
| RK527 | 15" x 7'4" | 25.5 |
| RK524 | 15" x 8'4" | 28.5 |
| RK537 | 18" x 6'4" | 24 |
| RK538 | 18" x 7'4" | 27 |
| RK519 | 18" x 8'4" | 30.5 |
| RK529 | 24" x 3'4" | 14 |
| RK530 | 24" x 6'4" | 27 |
| RK531 | 24" x 7'4" | 31 |
| RK528 | 24" x 8'4" | 34.5 |
| RK532 | 30" x 8'4" | 38.75 |

INTERLOK BOLTLESS SHELVING BACK PANEL

- For closed style shelving
- Attach easily to end panels using back brackets provided

| Model No. | Dimensions W x H | Wt. lbs. |
|-----------|------------------|----------|
| RK470 | 36" x 6'4" | 19 |
| RK471 | 36" x 7'4" | 22 |
| RK460 | 36" x 8'4" | 25 |
| RK465 | 42" x 7'4" | 25.5 |
| RK462 | 42" x 8'4" | 29 |
| RK497 | 48" x 3'4" | 13.5 |
| RK468 | 48" x 6'4" | 25.5 |
| RK469 | 48" x 7'4" | 29.5 |
| RK466 | 48" x 8'4" | 33.5 |


INTERLOK BOLTLESS SHELVING BRACES

- Provide stability to open style shelving units
- Sold in pairs

| Model No. | Description | Wt. lbs. |
|-----------|-------------|----------|
| RN305 | Back Brace | 4 |
| RN361 | Side Brace | 2 |



RN328
Dividers



RN441
Shelf Boxes



RN340
Gusset



RN307
Bin Front



RN464
48" Hanger Bar



FM036
Foot Plate

INTERLOK BOLTLESS SHELVING DIVIDER

- Separate shelves into bin compartments
- Constructed of 20 gauge steel

| Model No. | D" | Dimensions x | H" | Wt. lbs. |
|-----------|----|--------------|----|----------|
| RN328 | 12 | x | 6 | 0.5 |
| RN329 | 15 | x | 6 | 0.75 |
| RN330 | 18 | x | 6 | 1 |
| RN331 | 24 | x | 6 | 1.5 |
| RN332 | 12 | x | 8 | 0.75 |
| RN333 | 15 | x | 8 | 1 |
| RN334 | 18 | x | 8 | 1.5 |
| RN335 | 24 | x | 8 | 2 |
| RN313 | 12 | x | 10 | 1 |
| RN314 | 15 | x | 10 | 1.25 |
| RN315 | 18 | x | 10 | 1.75 |
| RN316 | 24 | x | 10 | 2.25 |
| RN317 | 12 | x | 12 | 1.25 |
| RN318 | 15 | x | 12 | 1.75 |
| RN319 | 18 | x | 12 | 2 |
| RN320 | 24 | x | 12 | 2.75 |
| RN321 | 12 | x | 14 | 1.5 |
| RN322 | 15 | x | 14 | 2 |
| RN323 | 18 | x | 14 | 2.25 |
| RN324 | 24 | x | 14 | 3.25 |
| RN325 | 18 | x | 16 | 2.5 |
| RN326 | 18 | x | 18 | 2.75 |

INTERLOK BOLTLESS SHELVING BIN FRONT/BASE PLATE

- Used in conjunction with bin dividers

| Model No. | W" | Dimensions x | H" | Wt. lbs. |
|-----------|----|--------------|----|----------|
| RN307 | 36 | x | 1 | 1.75 |
| RN309 | 36 | x | 2 | 2 |
| RN308 | 42 | x | 1 | 2 |
| RN310 | 42 | x | 2 | 2.25 |

INTERLOK BOLTLESS SHELVING SHELF BOX

- Slide onto properly spaced shelving
- Extends 100% without spills
- Constructed of 20 gauge steel

| Model No. | W" | Dimensions x | D" | x | H" | Wt. lbs. |
|-----------|-------|--------------|----|---|-------|----------|
| RN441 | 5 5/8 | x | 12 | x | 2 3/4 | 2.5 |
| RN443 | 5 5/8 | x | 18 | x | 2 3/4 | 3.5 |
| RN447 | 5 5/8 | x | 12 | x | 4 3/4 | 3.5 |
| RN448 | 5 5/8 | x | 15 | x | 4 3/4 | 4 |
| RN462 | 5 5/8 | x | 18 | x | 4 3/4 | 4.5 |
| RN445 | 11 | x | 18 | x | 4 3/4 | 5 |
| RN444 | 12 | x | 12 | x | 4 3/4 | 5.5 |

MISCELLANEOUS

| Model No. | Description | Wt. lbs. |
|-----------|--|----------|
| FM036 | Interlok Boltless Shelving Foot Plate | 0.3 |
| RN340 | Interlok Boltless Shelving Gussets | 1 |
| RN464 | Interlok Boltless Shelving Hanging Bar | 3.5 |
| RL757 | Interlok Boltless Shelving Hanging Bar Bracket | 0.05 |
| RC515 | Interlok Boltless Shelving Shelf Clip | 0.01 |
| RN306 | Interlok Boltless Shelving Back-to-Back Brackets | 0.01 |
| RC383 | Interlok Boltless Shelving Back Panel Brackets | 0.2 |

SHELVING

INTERLOK SHELVING UNITS

- Adjustable shelving system that provides high strength, yet economical storage capacity for your needs
- This system uses an innovative shelf clip, which slips into a slotted "T" post and is immediate ready to receive a shelf
- No-Bolt design reduces up to 80% of installation time
- Colour: Grey
- Ships knocked down



METALWARE

36" W X 6'4" H



4 SHELVES

| Starter Unit | Depth" |
|--------------|--------|
| RK205 | 12 |
| RK207 | 18 |
| RK209 | 24 |

| Add-On Unit | Depth" |
|-------------|--------|
| RK204 | 12 |
| RK206 | 18 |
| RK208 | 24 |

36" W X 6'4" H



7 SHELVES

| Starter Unit | Depth" |
|--------------|--------|
| RK217 | 12 |
| RK219 | 18 |
| RK221 | 24 |

| Add-On Unit | Depth" |
|-------------|--------|
| RK216 | 12 |
| RK218 | 18 |
| RK220 | 24 |

36" W X 6'4" H



10 SHELVES

| Starter Unit | Depth" |
|--------------|--------|
| RK229 | 12 |
| RK231 | 18 |
| RK233 | 24 |

| Add-On Unit | Depth" |
|-------------|--------|
| RK228 | 12 |
| RK230 | 18 |
| RK232 | 24 |

36" W X 6'4" H



13 SHELVES

| Starter Unit | Depth" |
|--------------|--------|
| RK241 | 12 |
| RK243 | 18 |
| RK245 | 24 |

| Add-On Unit | Depth" |
|-------------|--------|
| RK240 | 12 |
| RK242 | 18 |
| RK244 | 24 |

36" W X 7'4" H



4 SHELVES

| Starter Unit | Depth" |
|--------------|--------|
| RK309 | 12 |
| RK311 | 18 |
| RK313 | 24 |

| Add-On Unit | Depth" |
|-------------|--------|
| RK308 | 12 |
| RK310 | 18 |
| RK312 | 24 |

36" W X 7'4" H



7 SHELVES

| Starter Unit | Depth" |
|--------------|--------|
| RK333 | 12 |
| RK335 | 18 |
| RK337 | 24 |

| Add-On Unit | Depth" |
|-------------|--------|
| RK332 | 12 |
| RK334 | 18 |
| RK336 | 24 |

36" W X 7'4" H



8 SHELVES

| Starter Unit | Depth" |
|--------------|--------|
| RK321 | 12 |
| RK323 | 18 |
| RK325 | 24 |

| Add-On Unit | Depth" |
|-------------|--------|
| RK320 | 12 |
| RK322 | 18 |
| RK324 | 24 |

36" W X 7'4" H



15 SHELVES

| Starter Unit | Depth" |
|--------------|--------|
| RK345 | 12 |
| RK347 | 18 |
| RK349 | 24 |

| Add-On Unit | Depth" |
|-------------|--------|
| RK344 | 12 |
| RK346 | 18 |
| RK348 | 24 |

48" W X 7'4" H



4 SHELVES

| Starter Unit | Depth" |
|--------------|--------|
| RK285 | 12 |
| RK287 | 18 |
| RK289 | 24 |

| Add-On Unit | Depth" |
|-------------|--------|
| RK284 | 12 |
| RK286 | 18 |
| RK288 | 24 |

48" W X 7'4" H



7 SHELVES

| Starter Unit | Depth" |
|--------------|--------|
| RK297 | 12 |
| RK299 | 18 |
| RK301 | 24 |

| Add-On Unit | Depth" |
|-------------|--------|
| RK296 | 12 |
| RK298 | 18 |
| RK300 | 24 |

36" W X 8'4" H



5 SHELVES

| Starter Unit | Depth" |
|--------------|--------|
| RK425 | 12 |
| RK427 | 18 |
| RK429 | 24 |

| Add-On Unit | Depth" |
|-------------|--------|
| RK424 | 12 |
| RK426 | 18 |
| RK428 | 24 |

36" W X 8'4" H



9 SHELVES

| Starter Unit | Depth" |
|--------------|--------|
| RK401 | 12 |
| RK403 | 18 |
| RK405 | 24 |

| Add-On Unit | Depth" |
|-------------|--------|
| RK400 | 12 |
| RK402 | 18 |
| RK404 | 24 |

INTERLOK SHELVING UNITS

- Adjustable shelving system that provides high strength, yet economical storage capacity for your needs
- This system uses an innovative shelf clip, which slips into a slotted "T" post and is immediate ready to receive a shelf
- No-Bolt design reduces up to 80% of installation time
- Colour: Grey
- Ships knocked down



METALWARE

36" W X 6'4" H



36" W X 6'4" H



36" W X 6'4" H



36" W X 7'4" H



36" W X 7'4" H



36" W X 7'4" H



4 SHELVES

| Starter Unit | Depth" |
|--------------|--------|
| RK211 | 12 |
| RK213 | 18 |
| RK215 | 24 |

| Add-On Unit | Depth" |
|-------------|--------|
| RK210 | 12 |
| RK212 | 18 |
| RK214 | 24 |

7 SHELVES

| Starter Unit | Depth" |
|--------------|--------|
| RK223 | 12 |
| RK225 | 18 |
| RK227 | 24 |

| Add-On Unit | Depth" |
|-------------|--------|
| RK222 | 12 |
| RK224 | 18 |
| RK226 | 24 |

10 SHELVES

| Starter Unit | Depth" |
|--------------|--------|
| RK235 | 12 |
| RK237 | 18 |
| RK239 | 24 |

| Add-On Unit | Depth" |
|-------------|--------|
| RK234 | 12 |
| RK236 | 18 |
| RK238 | 24 |

4 SHELVES

| Starter Unit | Depth" |
|--------------|--------|
| RK315 | 12 |
| RK317 | 18 |
| RK319 | 24 |

| Add-On Unit | Depth" |
|-------------|--------|
| RK314 | 12 |
| RK316 | 18 |
| RK318 | 24 |

7 SHELVES

| Starter Unit | Depth" |
|--------------|--------|
| RK339 | 12 |
| RK341 | 18 |
| RK343 | 24 |

| Add-On Unit | Depth" |
|-------------|--------|
| RK338 | 12 |
| RK340 | 18 |
| RK342 | 24 |

8 SHELVES

| Starter Unit | Depth" |
|--------------|--------|
| RK327 | 12 |
| RK329 | 18 |
| RK331 | 24 |

| Add-On Unit | Depth" |
|-------------|--------|
| RK326 | 12 |
| RK328 | 18 |
| RK330 | 24 |

36" W X 7'4" H



48" W X 7'4" H



48" W X 7'4" H



36" W X 8'4" H



36" W X 8'4" H



36" W X 8'4" H



15 SHELVES

| Starter Unit | Depth" |
|--------------|--------|
| RK351 | 12 |
| RK353 | 18 |
| RK355 | 24 |

| Add-On Unit | Depth" |
|-------------|--------|
| RK350 | 12 |
| RK352 | 18 |
| RK354 | 24 |

4 SHELVES

| Starter Unit | Depth" |
|--------------|--------|
| RK291 | 12 |
| RK293 | 18 |
| RK295 | 24 |

| Add-On Unit | Depth" |
|-------------|--------|
| RK290 | 12 |
| RK292 | 18 |
| RK294 | 24 |

7 SHELVES

| Starter Unit | Depth" |
|--------------|--------|
| RK303 | 12 |
| RK305 | 18 |
| RK307 | 24 |

| Add-On Unit | Depth" |
|-------------|--------|
| RK302 | 12 |
| RK304 | 18 |
| RK306 | 24 |

5 SHELVES

| Starter Unit | Depth" |
|--------------|--------|
| RK431 | 12 |
| RK433 | 18 |
| RK435 | 24 |

| Add-On Unit | Depth" |
|-------------|--------|
| RK430 | 12 |
| RK432 | 18 |
| RK434 | 24 |

9 SHELVES

| Starter Unit | Depth" |
|--------------|--------|
| RK407 | 12 |
| RK409 | 18 |
| RK411 | 24 |

| Add-On Unit | Depth" |
|-------------|--------|
| RK406 | 12 |
| RK408 | 18 |
| RK410 | 24 |

13 SHELVES

| Starter Unit | Depth" |
|--------------|--------|
| RK419 | 12 |
| RK421 | 18 |
| RK423 | 24 |

| Add-On Unit | Depth" |
|-------------|--------|
| RK418 | 12 |
| RK420 | 18 |
| RK422 | 24 |

SHELVING

INTERLOK SHELVING UNITS

- Adjustable shelving system that provides high strength, yet economical storage capacity for your needs
- This system uses an innovative shelf clip, which slips into a slotted "T" post and is immediate ready to receive a shelf
- No-Bolt design reduces up to 80% of installation time
- Colour: Grey
- Ships knocked down



METALWARE

36" W X 6'4" H



4 SHELVES

| Starter Unit | Depth" |
|--------------|--------|
| RK849 | 12 |
| RK850 | 18 |
| RK851 | 24 |

| Add-On Unit | Depth" |
|-------------|--------|
| RK852 | 12 |
| RK853 | 18 |
| RK854 | 24 |

36" W X 7'4" H



4 SHELVES W/ DOORS

| Starter Unit | Depth" |
|--------------|--------|
| RK893 | 12 |
| RK894 | 18 |
| RK895 | 24 |

| Add-On Unit | Depth" |
|-------------|--------|
| RK896 | 12 |
| RK897 | 18 |
| RK898 | 24 |

36" W X 6'4" H



7 SHELVES W/DOORS

| Starter Unit | Depth" |
|--------------|--------|
| RK855 | 12 |
| RK856 | 18 |
| RK857 | 24 |

| Add-On Unit | Depth" |
|-------------|--------|
| RK858 | 12 |
| RL013 | 18 |
| RL015 | 24 |

36" W X 7'4" H



7 SHELVES W/DOORS

| Starter Unit | Depth" |
|--------------|--------|
| RK899 | 12 |
| RK900 | 18 |
| RK989 | 24 |

| Add-On Unit | Depth" |
|-------------|--------|
| RK902 | 12 |
| RK903 | 18 |
| RK904 | 24 |

36" W X 7'4" H



10 COMPARTMENTS W/DOORS

| Starter Unit | Depth" |
|--------------|--------|
| RK911 | 12 |
| RK912 | 18 |
| RK913 | 24 |

| Add-On Unit | Depth" |
|-------------|--------|
| RK914 | 12 |
| RK915 | 18 |
| RK916 | 24 |

36" W X 7'4" H



21 COMPARTMENTS W/DOORS

| Starter Unit | Depth" |
|--------------|--------|
| RK921 | 12 |
| RK922 | 18 |
| RK923 | 24 |

| Add-On Unit | Depth" |
|-------------|--------|
| RK924 | 12 |
| RK925 | 18 |
| RK926 | 24 |

36" W X 6'4" H



14 COMPARTMENTS

| Starter Unit | Depth" |
|--------------|--------|
| RK259 | 12 |
| RK261 | 18 |
| RK263 | 24 |

| Add-On Unit | Depth" |
|-------------|--------|
| RK258 | 12 |
| RK260 | 18 |
| RK262 | 24 |

36" W X 6'4" H



18 COMPARTMENTS

| Starter Unit | Depth" |
|--------------|--------|
| RK265 | 12 |
| RK267 | 18 |
| RK269 | 24 |

| Add-On Unit | Depth" |
|-------------|--------|
| RK264 | 12 |
| RK266 | 18 |
| RK268 | 24 |

36" W X 6'4" H



72 COMPARTMENTS W/BIN FRONTS

| Starter Unit | Depth" |
|--------------|--------|
| RK271 | 12 |
| RK273 | 18 |
| RK275 | 24 |

| Add-On Unit | Depth" |
|-------------|--------|
| RK270 | 12 |
| RK272 | 18 |
| RK274 | 24 |

36" W X 7'4" H



14 COMPARTMENTS

| Starter Unit | Depth" |
|--------------|--------|
| RK363 | 12 |
| RK365 | 18 |
| RK367 | 24 |

| Add-On Unit | Depth" |
|-------------|--------|
| RK362 | 12 |
| RK364 | 18 |
| RK366 | 24 |

36" W X 7'4" H



21 COMPARTMENTS

| Starter Unit | Depth" |
|--------------|--------|
| RK369 | 12 |
| RK371 | 18 |
| RK373 | 24 |

| Add-On Unit | Depth" |
|-------------|--------|
| RK368 | 12 |
| RK370 | 18 |
| RK372 | 24 |

36" W X 7'4" H



84 COMPARTMENTS

| Starter Unit | Depth" |
|--------------|--------|
| RK905 | 12 |
| RK906 | 18 |
| RK907 | 24 |

| Add-On Unit | Depth" |
|-------------|--------|
| RK908 | 12 |
| RK909 | 18 |
| RK910 | 24 |

INTERLOK SHELVING UNITS

- Adjustable shelving system that provides high strength, yet economical storage capacity for your needs
- This system uses an innovative shelf clip, which slips into a slotted "T" post and is immediate ready to receive a shelf
- No-Bolt design reduces up to 80% of installation time
- Colour: Grey
- Ships knocked down



METALWARE

36" W X 7'4" H



36" W X 8'4" H



36" W X 6'4" H



36" W X 6'4" H



36" W X 6'4" H



36" W X 6'4" H



84 COMPARTMENTS W/BIN FRONTS

| Starter Unit | Depth" |
|--------------|--------|
| RK383 | 12 |
| RK385 | 18 |
| RK387 | 24 |

| Add-On Unit | Depth" |
|-------------|--------|
| RK382 | 12 |
| RK384 | 18 |
| RK386 | 24 |

24 COMPARTMENTS

| Starter Unit | Depth" |
|--------------|--------|
| RK443 | 12 |
| RK445 | 18 |
| RK447 | 24 |

| Add-On Unit | Depth" |
|-------------|--------|
| RK442 | 12 |
| RK444 | 18 |
| RK446 | 24 |

36 BOXES

| Starter Unit | Depth" |
|--------------|--------|
| RK277 | 12 |
| RK886 | 18 |

| Add-On Unit | Depth" |
|-------------|--------|
| RK276 | 12 |
| RK983 | 18 |

57 BOXES

| Starter Unit | Depth" |
|--------------|--------|
| RK986 | 12 |
| RK890 | 18 |

| Add-On Unit | Depth" |
|-------------|--------|
| RK891 | 12 |
| RK987 | 18 |

72 BOXES

| Starter Unit | Depth" |
|--------------|--------|
| RK877 | 12 |
| RK878 | 18 |

| Add-On Unit | Depth" |
|-------------|--------|
| RK879 | 12 |
| RK880 | 18 |

108 BOXES

| Starter Unit | Depth" |
|--------------|--------|
| RK980 | 12 |
| RK982 | 18 |

| Add-On Unit | Depth" |
|-------------|--------|
| RK979 | 12 |
| RK981 | 18 |

36" W X 7'4" H



36" W X 7'4" H



36" W X 7'4" H



36" W X 7'4" H



36" W X 6'4" H



36" W X 7'4" H



42 BOXES

| Starter Unit | Depth" |
|--------------|--------|
| RK935 | 12 |
| RK936 | 18 |

| Add-On Unit | Depth" |
|-------------|--------|
| RK937 | 12 |
| RK938 | 18 |

69 BOXES

| Starter Unit | Depth" |
|--------------|--------|
| RK939 | 12 |
| RK940 | 18 |

| Add-On Unit | Depth" |
|-------------|--------|
| RK941 | 12 |
| RK942 | 18 |

84 BOXES

| Starter Unit | Depth" |
|--------------|--------|
| RK927 | 12 |
| RK928 | 18 |

| Add-On Unit | Depth" |
|-------------|--------|
| RK929 | 12 |
| RK930 | 18 |

126 BOXES

| Starter Unit | Depth" |
|--------------|--------|
| RK931 | 12 |
| RK932 | 18 |

| Add-On Unit | Depth" |
|-------------|--------|
| RK933 | 12 |
| RK934 | 18 |

24 COMPARTMENTS & 30 BOXES

| Starter Unit | Depth" |
|--------------|--------|
| RK970 | 12 |
| RK868 | 18 |

| Add-On Unit | Depth" |
|-------------|--------|
| RK969 | 12 |
| RK971 | 18 |

27 COMPARTMENTS & 30 BOXES

| Starter Unit | Depth" |
|--------------|--------|
| RK917 | 12 |
| RK918 | 18 |

| Add-On Unit | Depth" |
|-------------|--------|
| RK919 | 12 |
| RK920 | 18 |

SHELVING MODULAR DRAWER SYSTEMS

INTERLOK INTEGRATED MODULAR DRAWER SYSTEMS

FOR METALWARE SHELVING

- Full-height drawer sides & face front
- Non-slip ergonomic handle design for easy grip and secure hold
- Fully compatible and adjustable with all Interlok units
- Complete extension with sliding pull-out and push-back for easy viewing and accessibility
- Self-close with 450 lbs capacity per drawer
- Drawer unit is framed within the Interlok shelf using adaptor brackets for added security and unparalleled strength
- The boxed drawer sides and Delrin Roller rail-system increases coverage and support of goods
- The powder-coated finish adds to the streamlined and functional design
- Inside drawer height is 1" less than listed drawer height

COMPATIBLE
Fully compatible and adjustable
with all Interlok units



METALWARE





FULL-HEIGHT DRAWER SIDES & FACE FRONT

Feel confident that your wares are stored
exactly where they need to be



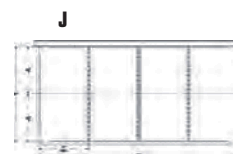

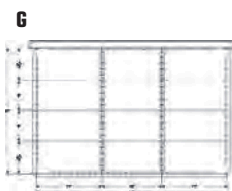
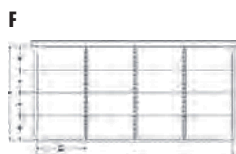

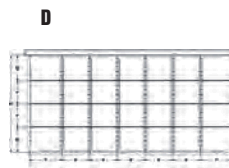



ERGONOMIC DESIGN

Non-slip ergonomic handle design for easy grip and secure hold



DROP-IN DIVIDERS

Each drawer includes drop-in dividers offered in a
variety of configurations to compartmentalize
and maximize your storage needs



OVERALL HEIGHT: 18"



3 DRAWERS

| Model No. | Dim. D" x W" | No. of Compartments | Contains |
|-----------|--------------|---------------------|---------------------|
| RN736 | 24 x 36 | 41 | (1) C, (1) G, (1) I |
| RN743 | 24 x 48 | 52 | (1) D, (1) H, (1) J |

4 DRAWERS

| Model No. | Dim. D" x W" | No. of Compartments | Contains |
|-----------|--------------|---------------------|----------------------------|
| RN737 | 24 x 36 | 64 | (1) A, (1) C, (1) E, (1) G |
| RN744 | 24 x 48 | 88 | (1) B, (1) D, (1) F, (1) H |


5 DRAWERS

| Model No. | Dim. D" x W" | No. of Compartments | Contains |
|-----------|--------------|---------------------|--------------|
| RN738 | 24 x 36 | 100 | (2) A, (3) C |
| RN745 | 24 x 48 | 140 | (2) B, (3) D |

SHELVING MODULAR DRAWER SYSTEMS

INTERLOK INTEGRATED MODULAR DRAWER SYSTEMS (CONT'D)

OVERALL HEIGHT: 24"



4 DRAWERS

| Model No. | Dim. D" x W" | No. of Compartments | Contains |
|-----------|--------------|---------------------|----------|
| RN739 | 24 x 36 | 48 | (4) G |
| RN747 | 24 x 48 | 64 | (4) H |



5 DRAWERS

| Model No. | Dim. D" x W" | No. of Compartments | Contains |
|-----------|--------------|---------------------|--------------|
| RN740 | 24 x 36 | 68 | (1) C, (1) E |
| RN746 | 24 x 48 | 92 | (1) D, (4) F |



METALWARE

REFER TO PAGE B124
FOR LINE DRAWINGS



6 DRAWERS

| Model No. | Dim. D" x W" | No. of Compartments | Contains |
|-----------|--------------|---------------------|---------------------|
| RN741 | 24 x 36 | 104 | (2) A, (2) C, (2) E |
| RN748 | 24 x 48 | 144 | (2) B, (2) D, (2) F |



7 DRAWERS

| Model No. | Dim. D" x W" | No. of Compartments | Contains |
|-----------|--------------|---------------------|--------------|
| RN742 | 24 x 36 | 140 | (4) A, (3) C |
| RN749 | 24 x 48 | 196 | (4) B, (3) D |

OVERALL HEIGHT: 36"



6 DRAWERS

| Model No. | Dim. D" x W" | No. of Compartments | Contains |
|-----------|--------------|---------------------|----------------------------|
| RN750 | 24 x 36 | 74 | (1) C, (2) E, (1) G, (2) I |
| RN757 | 24 x 48 | 92 | (1) D, (2) F, (1) H, (2) J |



8 DRAWERS

| Model No. | Dim. D" x W" | No. of Compartments | Contains |
|-----------|--------------|---------------------|--------------|
| RN751 | 24 x 36 | 128 | (4) C, (4) E |
| RN758 | 24 x 48 | 176 | (4) D, (4) F |



10 DRAWERS

| Model No. | Dim. D" x W" | No. of Compartments | Contains |
|-----------|--------------|---------------------|--------------|
| RN752 | 24 x 36 | 200 | (4) A, (6) C |
| RN759 | 24 x 48 | 280 | (4) B, (6) D |

OVERALL HEIGHT: 48"



7 DRAWERS

| Model No. | Dim. D" x W" | No. of Compartments | Contains |
|-----------|--------------|---------------------|--------------|
| RN753 | 24 x 36 | 84 | (4) G, (1) I |
| RN760 | 24 x 48 | 88 | (4) H, 3 (J) |




8 DRAWERS

| Model No. | Dim. D" x W" | No. of Compartments | Contains |
|-----------|--------------|---------------------|----------|
| RN754 | 24 x 36 | 96 | (8) G |
| RN761 | 24 x 48 | 128 | (8) H |



11 DRAWERS

| Model No. | Dim. D" x W" | No. of Compartments | Contains |
|-----------|--------------|---------------------|--------------|
| RN755 | 24 x 36 | 188 | (7) C, (4) E |
| RN762 | 24 x 48 | 260 | (7) D, (4) F |



14 DRAWERS

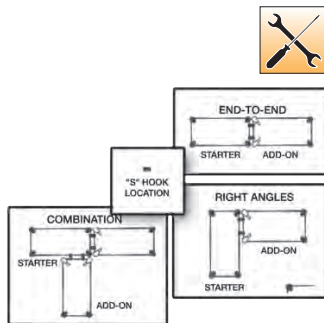
| Model No. | Dim. D" x W" | No. of Compartments | Contains |
|-----------|--------------|---------------------|--------------|
| RN756 | 24 x 36 | 280 | (8) A, (6) C |
| RN763 | 24 x 48 | 392 | (8) B, (6) D |



WIRE SHELVING, STANDARD-DUTY

STANDARD-DUTY CHROMATE WIRE SHELVING

- Assembly required
- Shelf ribs run front to back allowing items to slide on and off shelves smoothly
- Adjustable feet compensate for surface irregularities
- Posts are double grooved every 8" and numbered for easy adjustment
- Capacity is based on evenly-distributed weight
- Post's circular grooves combined with tapered plastic split sleeves allow for assembly in minutes with no special tools
- Shelves with open wire design minimize dust, improve air circulation and provide greater visibility of stored items
- Shelves can be adjusted at precise 1" intervals
- Unit capacity should not exceed 1000 lbs.
- NSF Certified



KLETON

COMPLETE SHELVING UNITS

| Model No. | Type | Dimensions | | | | | Cap lbs /Shelf* |
|-----------|---------|------------|---|----|---|----|-----------------|
| | | W" | x | D" | x | H" | |
| 4 SHELVES | | | | | | | |
| RN529 | Starter | 36 | x | 14 | x | 63 | 500 |
| RN530 | Add-On | 36 | x | 14 | x | 63 | 500 |
| RN531 | Starter | 36 | x | 18 | x | 63 | 500 |
| RN532 | Add-On | 36 | x | 18 | x | 63 | 500 |
| RN533 | Starter | 48 | x | 18 | x | 63 | 500 |
| RN534 | Add-On | 48 | x | 18 | x | 63 | 500 |
| RN535 | Starter | 48 | x | 24 | x | 63 | 500 |
| RN536 | Add-On | 48 | x | 24 | x | 63 | 500 |
| RN537 | Starter | 72 | x | 24 | x | 63 | 400 |
| RN538 | Add-On | 72 | x | 24 | x | 63 | 400 |
| 5 SHELVES | | | | | | | |
| RN539 | Starter | 36 | | 14 | | 74 | 500 |
| RN540 | Add-On | 36 | | 14 | | 74 | 500 |
| RN541 | Starter | 36 | | 18 | | 74 | 500 |
| RN542 | Add-On | 36 | | 18 | | 74 | 500 |
| RN543 | Starter | 48 | | 18 | | 74 | 500 |
| RN544 | Add-On | 48 | | 18 | | 74 | 500 |
| RN545 | Starter | 48 | | 24 | | 74 | 500 |
| RN546 | Add-On | 48 | | 24 | | 74 | 500 |
| RN547 | Starter | 72 | | 24 | | 74 | 400 |
| RN548 | Add-On | 72 | | 24 | | 74 | 400 |

* Evenly distributed weight



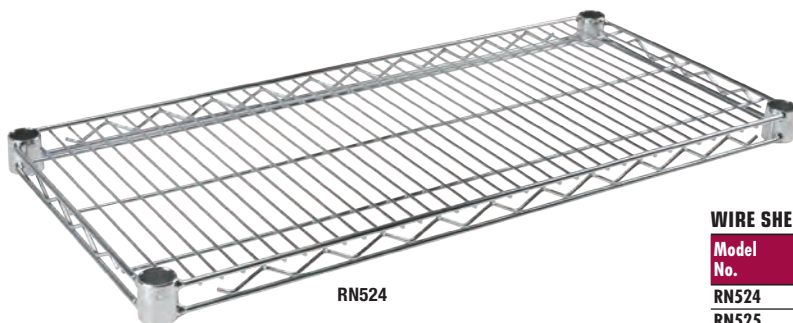
RN539

WIRE SHELVING COMPONENTS

- Shelf ribs run front to back allowing items to slide on and off shelves smoothly
- Shelves can be adjusted at precise 1" intervals
- Posts are double grooved every 8" and numbered for easy adjustment
- Adjustable feet compensate for surface irregularities
- Stationary unit's total capacity should not exceed 1000 lbs.
- Assembly required
- NSF certified

POSTS

| Model No. | Height" |
|-----------|---------|
| RN522 | 63 |
| RN523 | 74 |



RN524

WIRE SHELVES

| Model No. | Dimensions | | | Cap lbs. / Shelf* |
|-----------|------------|----|----|-------------------|
| W" | x | D" | | |
| RN524 | 36 | x | 14 | 500 |
| RN525 | 36 | x | 18 | 500 |
| RN526 | 48 | x | 18 | 500 |
| RN527 | 48 | x | 24 | 500 |
| RN528 | 72 | x | 24 | 400 |


* Evenly distributed weight

KLETON

STANDARD-DUTY ACCESSORIES

WIRE BASKET SHELVES

- Shelves can be adjusted at precise 1" intervals
- Basket shelf design allows loose items to be contained and easily displayed
- NSF certified



RN549



WIRE BASKET SHELVES

| Model No. | Dimensions W" x D" | | | Capacity lbs.* |
|-----------|-----------------------|---|----|-------------------|
| RN549 | 36 | x | 18 | 400 |
| RN550 | 48 | x | 18 | 400 |
| RN551 | 48 | x | 24 | 400 |

* Evenly distributed weight

WIRE SLANTED SHELVES

- Shelves can be adjusted at precise 1" intervals
- Slanted shelf design allows for visibility and easy access to stored goods
- 3" front lip prevents items from sliding off the shelf
- NSF certified



RN552



WIRE SLANTED SHELVES

| Model No. | Dimensions W" x D" | | | Capacity lbs.* |
|-----------|-----------------------|---|----|-------------------|
| RN552 | 36 | x | 18 | 400 |
| RN553 | 48 | x | 18 | 400 |
| RN554 | 48 | x | 24 | 400 |

* Evenly distributed weight

ACCESSORIES



RL048



RL049



RL055 "S" Hook

Use S hooks to eliminate two posts per adjacent shelf. Two required per shelf.



RL050 Divider



RL054 Split Sleeve



RL614 Ledge for Shelf



RL056
Leveling Foot



RN522
Post



| Model No. | Description |
|-----------|--------------------------------|
| RL048 | Caster, 5", no brake |
| RL049 | Caster, 5", with brake |
| RL050 | Divider for shelf, 18" |
| RL051 | Divider for shelf, 24" |
| RL052 | Handle 18" - For utility carts |
| RL053 | Handle 24" - For utility carts |

| Model No. | Description |
|-----------|--|
| RL054 | Split Sleeves, black 4 Pc/bag |
| RL055 | S-Hook for attaching Add-On |
| RL056 | Leveling feet (Die cast and foot bolt) |
| RL057 | Die cast for leveling feet |
| RL058 | Foot bolt for leveling feet |

| Model No. | Description |
|-----------|----------------------|
| RL614 | Ledge for shelf, 14" |
| RL615 | Ledge for shelf, 18" |
| RL616 | Ledge for shelf, 24" |
| RL617 | Ledge for shelf, 30" |
| RL618 | Ledge for shelf, 36" |
| RL619 | Ledge for shelf, 48" |
| RL620 | Ledge for shelf, 60" |
| RL621 | Ledge for shelf, 72" |

WIRE SHELVING, HEAVY-DUTY

HEAVY-DUTY CHROMATE WIRE SHELVING

- Heavy-gauge chromate plated shelves with open wire design minimize dust, improve air circulation and provide greater visibility of stored items
- Post's circular grooves combined with tapered plastic split sleeves allow for assembly in minutes with no special tools
- Shelf ribs run front to back allowing items to slide on and off shelves smoothly
- Shelves can be adjusted at precise 1" intervals
- Posts are double grooved every 8" and numbered for easy adjustment
- Adjustable feet compensate for surface irregularities
- Stationary unit's total capacity should not exceed 2000 lbs.
- NSF certified
- Assembly required

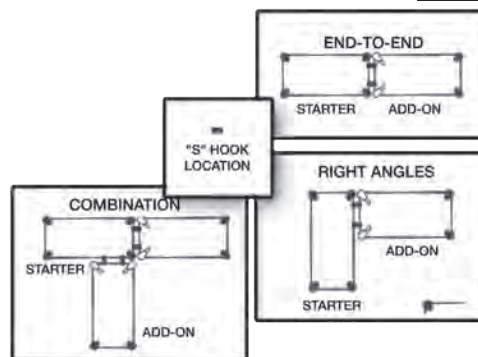


RL075

4 SHELVES

| Model No. | Type | Dimensions W" x D" x H" | Cap. lbs /Shelf* |
|------------------|---------|-------------------------|------------------|
| 63" POSTS | | | |
| RL907 | Starter | 30 x 14 x 63 | 800 |
| RL908 | Add-on | 30 x 14 x 63 | 800 |
| RL632 | Starter | 36 x 14 x 63 | 800 |
| RL633 | Add-on | 36 x 14 x 63 | 800 |
| RL634 | Starter | 48 x 14 x 63 | 800 |
| RL635 | Add-on | 48 x 14 x 63 | 800 |
| RL636 | Starter | 60 x 14 x 63 | 600 |
| RL637 | Add-on | 60 x 14 x 63 | 600 |
| RL638 | Starter | 72 x 14 x 63 | 600 |
| RL639 | Add-on | 72 x 14 x 63 | 600 |
| RL059 | Starter | 36 x 18 x 63 | 800 |
| RL060 | Add-on | 36 x 18 x 63 | 800 |
| RL061 | Starter | 48 x 18 x 63 | 800 |
| RL062 | Add-on | 48 x 18 x 63 | 800 |
| RL063 | Starter | 60 x 18 x 63 | 600 |
| RL064 | Add-on | 60 x 18 x 63 | 600 |
| RL065 | Starter | 72 x 18 x 63 | 600 |
| RL066 | Add-on | 72 x 18 x 63 | 600 |
| RL067 | Starter | 36 x 24 x 63 | 800 |
| RL068 | Add-on | 36 x 24 x 63 | 800 |
| RL069 | Starter | 48 x 24 x 63 | 800 |
| RL070 | Add-on | 48 x 24 x 63 | 800 |
| RL071 | Starter | 60 x 24 x 63 | 600 |
| RL072 | Add-on | 60 x 24 x 63 | 600 |
| RL073 | Starter | 72 x 24 x 63 | 600 |
| RL074 | Add-on | 72 x 24 x 63 | 600 |

* Evenly distributed



KLETON

KLETON wire shelving can be assembled as you wish: End to End, at Right Angles or any combination.

5 SHELVES

| Model No. | Type | Dimensions W" x D" x H" | Cap. lbs /Shelf* |
|------------------|---------|-------------------------|------------------|
| 74" POSTS | | | |
| RL909 | Starter | 30 x 14 x 74 | 800 |
| RL910 | Add-on | 30 x 14 x 74 | 800 |
| RL640 | Starter | 36 x 14 x 74 | 800 |
| RL641 | Add-on | 36 x 14 x 74 | 800 |
| RL642 | Starter | 48 x 14 x 74 | 800 |
| RL643 | Add-on | 48 x 14 x 74 | 800 |
| RL644 | Starter | 60 x 14 x 74 | 600 |
| RL645 | Add-on | 60 x 14 x 74 | 600 |
| RL646 | Starter | 72 x 14 x 74 | 600 |
| RL647 | Add-on | 72 x 14 x 74 | 600 |
| RL075 | Starter | 36 x 18 x 74 | 800 |
| RL076 | Add-on | 36 x 18 x 74 | 800 |
| RL077 | Starter | 48 x 18 x 74 | 800 |
| RL078 | Add-on | 48 x 18 x 74 | 800 |
| RL079 | Starter | 60 x 18 x 74 | 600 |
| RL080 | Add-on | 60 x 18 x 74 | 600 |
| RL081 | Starter | 72 x 18 x 74 | 600 |
| RL082 | Add-on | 72 x 18 x 74 | 600 |
| RL083 | Starter | 36 x 24 x 74 | 800 |
| RL084 | Add-on | 36 x 24 x 74 | 800 |
| RL085 | Starter | 48 x 24 x 74 | 800 |
| RL086 | Add-on | 48 x 24 x 74 | 800 |
| RL087 | Starter | 60 x 24 x 74 | 600 |
| RL088 | Add-on | 60 x 24 x 74 | 600 |
| RL089 | Starter | 72 x 24 x 74 | 600 |
| RL090 | Add-on | 72 x 24 x 74 | 600 |
| 86" POSTS | | | |
| RL448 | Starter | 36 x 18 x 86 | 800 |
| RL449 | Add-on | 36 x 18 x 86 | 800 |
| RL450 | Starter | 48 x 18 x 86 | 800 |
| RL451 | Add-on | 48 x 18 x 86 | 800 |
| RL452 | Starter | 60 x 18 x 86 | 600 |
| RL453 | Add-on | 60 x 18 x 86 | 600 |
| RL454 | Starter | 72 x 18 x 86 | 600 |
| RL455 | Add-on | 72 x 18 x 86 | 600 |
| RL456 | Starter | 36 x 24 x 86 | 800 |
| RL457 | Add-on | 36 x 24 x 86 | 800 |
| RL458 | Starter | 48 x 24 x 86 | 800 |
| RL459 | Add-on | 48 x 24 x 86 | 800 |
| RL460 | Starter | 60 x 24 x 86 | 600 |
| RL461 | Add-on | 60 x 24 x 86 | 600 |
| RL462 | Starter | 72 x 24 x 86 | 600 |
| RL463 | Add-on | 72 x 24 x 86 | 600 |

* Evenly distributed

HEAVY-DUTY ACCESSORIES

WIRE SHELVING COMPONENTS

- Shelf ribs run front to back allowing items to slide on and off shelves smoothly
- Shelves can be adjusted at precise 1" intervals
- Posts are double grooved every 8" and numbered for easy adjustment
- Adjustable feet compensate for surface irregularities
- Stationary unit's total capacity should not exceed 2000 lbs.
- Assembly required
- NSF Certified



WIRE SHELVES

| Model No. | Dimensions W" x D" | Cap lbs.* |
|-----------|--------------------|-----------|
| RL606 | 30 x 14 | 800 |
| RL607 | 36 x 14 | 800 |
| RL608 | 48 x 14 | 800 |
| RL609 | 60 x 14 | 600 |
| RL610 | 72 x 14 | 600 |
| RL035 | 30 x 18 | 800 |
| RL036 | 36 x 18 | 800 |
| RL037 | 48 x 18 | 800 |
| RL038 | 60 x 18 | 600 |
| RL039 | 72 x 18 | 600 |
| RL040 | 36 x 24 | 800 |
| RL041 | 48 x 24 | 800 |
| RL042 | 60 x 24 | 600 |
| RL043 | 72 x 24 | 600 |

* Evenly distributed weight



RL330 Post

POSTS

| Model No. | Height" |
|-----------|---------|
| RL611 | 33 |
| RL330 | 54 |
| RL331 | 63 |
| RL332 | 74 |
| RL333 | 86 |

DIRECT WALL MOUNTS FOR WIRE SHELVING

Same great features as the KLETON chromate wire shelving, but with the added convenience of directly mounting on a wall.

- Wall mounts maximize available floor space
- Each wall mount unit consists of one shelf support and mounting plate
- Use single support at shelf ends; double support for adjoining shelves
- Installation note: Wall mounts must be securely fastened to materials of adequate load bearing strength. (Load rating: 200 lbs. (91kg) per system)



RL612
Single Shelf Support



RL613
Double Shelf Support



| Model No. | Shelf Support | Shelf Depth" |
|-----------|---------------|--------------|
| RL612 | Single | 14 |
| RL898 | Single | 18 |
| RL900 | Single | 24 |
| RL613 | Double | 14 |
| RL899 | Double | 18 |
| RL901 | Double | 24 |

ACCESSORIES



RL050 Divider



RL054 Split Sleeve



RL056 Leveling Foot



RL055 "S" Hook

Use S hooks to eliminate two posts per adjacent shelf. Two required per shelf.



RL048

RL049



RL614 Ledge for Shelf



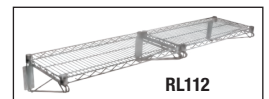
| Model No. | Description |
|-----------|--------------------------------|
| RL048 | Caster, 5", no brake |
| RL049 | Caster, 5", with brake |
| RL050 | Divider for shelf, 18" |
| RL051 | Divider for shelf, 24" |
| RL052 | Handle 18" - For utility carts |
| RL053 | Handle 24" - For utility carts |

| Model No. | Description |
|-----------|--|
| RL054 | Split Sleeves, black 4 Pc/bag |
| RL055 | S-Hook for attaching Add-On |
| RL056 | Leveling feet (Die cast and foot bolt) |
| RL057 | Die cast for leveling feet |
| RL058 | Foot bolt for leveling feet |

| Model No. | Description |
|-----------|----------------------|
| RL614 | Ledge for shelf, 14" |
| RL615 | Ledge for shelf, 18" |
| RL616 | Ledge for shelf, 24" |
| RL617 | Ledge for shelf, 30" |
| RL618 | Ledge for shelf, 36" |
| RL619 | Ledge for shelf, 48" |
| RL620 | Ledge for shelf, 60" |
| RL621 | Ledge for shelf, 72" |

WALL MOUNT WIRE SHELVING KITS

- Kit includes shelves and supports



RL112



RL911
Shelf and Support Kit



| Model No. | Description | Shelf Dimensions" |
|-----------|-------------|-------------------|
| RL911 | 1 shelf | 30 x 14 |
| RL912 | 2 shelves | 30 x 14 |

WIRE SHELVING

WIRE MESH UTILITY CARTS

- Durable, dependable transport solution that is easy to manoeuvre
- Highly rigid construction lets you easily adjust at 1" increments
- Durable chromate handles, shelves and posts
- Capacity: 800 lbs. evenly distributed weight
- Two handles allow for easy maneuverability
- **Includes:** 5" resilient rubber casters (two swivel, two with brake)
- 1-year limited warranty
- Shipped knocked down
- NSF Certified



KLETON

MK782



MJ540



| Model No. | Dimensions | | | |
|------------------|------------|---|----|------|
| | W" | x | D" | H" |
| 2 SHELVES | | | | |
| MK781 | 30 | x | 18 | x 39 |
| MK782 | 36 | x | 18 | x 39 |
| MK783 | 48 | x | 18 | x 39 |
| MK784 | 60 | x | 18 | x 39 |
| MK785 | 36 | x | 24 | x 39 |
| MK786 | 48 | x | 24 | x 39 |
| MK787 | 60 | x | 24 | x 39 |
| 3 SHELVES | | | | |
| MJ539 | 30 | x | 18 | x 39 |
| MJ540 | 36 | x | 18 | x 39 |
| MJ541 | 48 | x | 18 | x 39 |
| MJ542 | 60 | x | 18 | x 39 |
| MJ543 | 36 | x | 24 | x 39 |
| MJ544 | 48 | x | 24 | x 39 |
| MJ545 | 60 | x | 24 | x 39 |

WIRE SHELF CARTS

- Open-wire shelf design minimizes dust and increases air circulation and visibility
- High quality chromate shelves and posts prevent corrosion
- Shelves can be adjusted easily and quickly
- Strong and versatile
- Capacity: 800 lbs. evenly distributed weight
- **Includes:** 5" resilient rubber casters (two swivel, two with brake)
- 1-year limited warranty
- Shipped knocked down
- NSF Certified



KLETON

MJ533



| Model No. | Dimensions | | | |
|------------------|------------|---|----|------|
| | W" | x | D" | H" |
| 4 SHELVES | | | | |
| RL600 | 36 | x | 18 | x 69 |
| RL601 | 48 | x | 18 | x 69 |
| RL602 | 60 | x | 18 | x 69 |
| MJ527 | 36 | x | 18 | x 80 |
| MJ528 | 48 | x | 18 | x 80 |
| MJ529 | 60 | x | 18 | x 80 |
| RL603 | 36 | x | 24 | x 69 |
| RL604 | 48 | x | 24 | x 69 |
| RL605 | 60 | x | 24 | x 69 |
| MJ530 | 36 | x | 24 | x 80 |
| MJ531 | 48 | x | 24 | x 80 |
| MJ532 | 60 | x | 24 | x 80 |
| 5 SHELVES | | | | |
| MJ533 | 36 | x | 18 | x 92 |
| MJ534 | 48 | x | 18 | x 92 |
| MJ535 | 60 | x | 18 | x 92 |
| MJ536 | 36 | x | 24 | x 92 |
| MJ537 | 48 | x | 24 | x 92 |
| MJ538 | 60 | x | 24 | x 92 |



RL600

PUSH CARTS

- Durable, dependable transport solution
- Easy maneuverability
- Shelves can be adjusted quickly and easily
- Capacity: 800 lbs. evenly distributed
- **Includes:** 5" resilient rubber casters (two swivel, two with brake)
- 1-year limited warranty
- Shipped knocked down
- NSF certified



RL919



KLETON



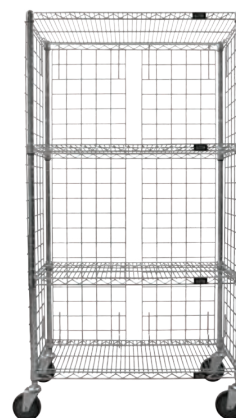
RL915

| Model No. | Dimensions | | | |
|------------------|------------|---|----|------|
| | W" | x | D" | H" |
| 4 SHELVES | | | | |
| RL914 | 30 | x | 14 | x 60 |
| RL915 | 36 | x | 14 | x 60 |
| RL916 | 48 | x | 14 | x 60 |
| RL917 | 60 | x | 14 | x 60 |
| 5 SHELVES | | | | |
| RL918 | 30 | x | 14 | x 60 |
| RL919 | 36 | x | 14 | x 60 |
| RL920 | 48 | x | 14 | x 60 |
| RL921 | 60 | x | 14 | x 60 |

ENCLOSED WIRE STOCK PICKING CARTS

- High quality chromate shelves and posts prevent corrosion
- Enclosed sides keeps items from falling out
- Shelves can be adjusted quickly and easily
- Strong and versatile
- **Includes:** (2) 5" swivel resilient casters, (2) 5" rubber caster with brakes
- Shipped knocked down
- One-year limited warranty
- Capacity is based on evenly distributed weight
- No. of Shelves: 4
- Capacity: 800 lbs.
- Cart Material: Chrome Plated
- NSF Certified

RN559



KLETON



| Model No. | Dimensions | | | |
|------------------|------------|---|----|------|
| | W" | x | D" | H" |
| 4 SHELVES | | | | |
| RN559 | 36 | x | 18 | x 69 |
| RN560 | 48 | x | 18 | x 69 |
| RN561 | 60 | x | 18 | x 69 |
| RN562 | 36 | x | 24 | x 69 |
| RN563 | 48 | x | 24 | x 69 |
| RN564 | 60 | x | 24 | x 69 |

WIRE ENCLOSURE PANELS

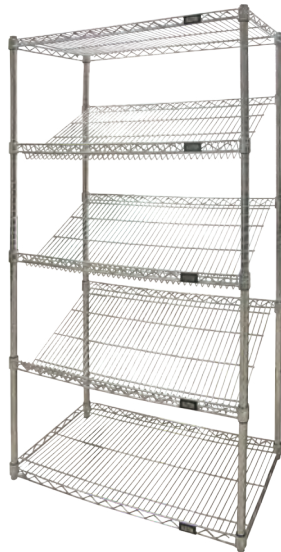
| Model No. | Dimensions | | |
|-----------|------------|---|------|
| | W" | x | H" |
| RN556 | 15 | x | 61.5 |
| RN557 | 18 | x | 61.5 |
| RN558 | 21 | x | 61.5 |

SLANTED WIRE SHELVING UNIT

- Slanted shelving allows for better visibility of stored items
- Includes 3 slanted shelves and 2 flat shelves
- Kit Type: Starter
- Shelf Capacity: 400 lbs.
- Overall Capacity: 1000 lbs.
- NSF Certified



RN589



KLETON

| Model No. | Dimensions | | | | | Number of Shelves |
|-----------|------------|---|----|---|----|-------------------|
| | W" | x | D" | x | H" | |
| RN589 | 36 | x | 18 | x | 63 | 5 |
| RN590 | 48 | x | 18 | x | 63 | 5 |
| RN591 | 48 | x | 24 | x | 63 | 5 |
| RN592 | 36 | x | 18 | x | 74 | 7 |
| RN593 | 48 | x | 18 | x | 74 | 7 |
| RN594 | 48 | x | 24 | x | 74 | 7 |

WIRE BASKET SHELVING UNIT

- Basket shelves help to keep items organized and visible, while preventing items from falling off the shelves
- Open wire provides optimal airflow and helps to reduce dust
- Kit Type: Starter
- Shelf Capacity: 400 lbs.
- Overall Capacity: 1000 lbs.
- NSF Certified



RN609



KLETON


| Model No. | Dimensions | | | | | Number of Baskets |
|-----------|------------|---|----|---|----|-------------------|
| | W" | x | D" | x | H" | |
| RN609 | 18 | x | 36 | x | 74 | 5 |
| RN610 | 18 | x | 48 | x | 74 | 5 |
| RN611 | 24 | x | 48 | x | 74 | 5 |

SLANTED SHELF CARTS

- Slanted shelving allows for better visibility of stored items
- Includes: (3) slanted shelves, (2) flat shelves, (2) swivel casters, (2) Rigid Casters
- Kit Type: Starter
- Shelf Capacity: 400 lbs.
- Overall Capacity: 800 lbs.
- NSF Certified



RN598



RN595

KLETON

| Model No. | Dimensions | | | | | Number of Shelves |
|-----------|------------|---|----|---|----|-------------------|
| | W" | x | D" | x | H" | |
| RN595 | 36 | x | 18 | x | 75 | 5 |
| RN596 | 48 | x | 18 | x | 75 | 5 |
| RN597 | 48 | x | 24 | x | 75 | 5 |
| RN598 | 36 | x | 18 | x | 86 | 7 |
| RN599 | 48 | x | 18 | x | 86 | 7 |
| RN600 | 48 | x | 24 | x | 86 | 7 |

WIRE BASKET SHELF CARTS

- Basket shelves help to keep items organized and visible, while preventing items from falling off the shelves
- Includes: (5) basket shelves, (2) swivel casters, (2) rigid casters
- Kit Type: Starter
- Shelf Capacity: 400 lbs.
- Overall Capacity: 800 lbs.
- NSF Certified



RN612



KLETON

| Model No. | Dimensions | | | | | Number of Baskets |
|-----------|------------|---|----|---|----|-------------------|
| | W" | x | D" | x | H" | |
| RN612 | 36 | x | 18 | x | 80 | 5 |
| RN613 | 48 | x | 18 | x | 80 | 5 |
| RN614 | 48 | x | 24 | x | 80 | 5 |

WIRE SHELVING

GREEN EPOXY FINISH WIRE SHELVING

- Ideal for use in wet environments
- Superior rust resistance
- Designed to minimize dust, improve air circulation, and provide greater visibility of stored items
- Post's circular grooves combined with tapered plastic sleeves allow for assembly in minutes with no special tools
- Shelf ribs run front to back allowing items to slide on and off shelves smoothly
- Shelves can be adjusted at precise 1" intervals
- Posts are double grooved every 8" and numbered for easy adjustment
- Adjustable feet compensate for surface irregularities
- Stationary unit's total capacity should not exceed 2000 lbs.
- Capacity is based on evenly distributed weight



COMPLETE SHELVING UNITS

| Model No. | Type | Dimensions W" x D" x H" | Cap lbs /Shelf* |
|------------------|---------|-------------------------|-----------------|
| 5 SHELVES | | | |
| RN101 | Starter | 30 x 14 x 74 | 800 |
| RN102 | Add-On | 30 x 14 x 74 | 800 |
| RN103 | Starter | 36 x 14 x 74 | 800 |
| RN104 | Add-On | 36 x 14 x 74 | 800 |
| RN105 | Starter | 48 x 14 x 74 | 800 |
| RN106 | Add-On | 48 x 14 x 74 | 800 |
| RN107 | Starter | 60 x 14 x 74 | 600 |
| RN108 | Add-On | 60 x 14 x 74 | 600 |
| RN109 | Starter | 72 x 14 x 74 | 600 |
| RN110 | Add-On | 72 x 14 x 74 | 600 |
| RL662 | Starter | 36 x 18 x 74 | 800 |
| RL663 | Add-On | 36 x 18 x 74 | 800 |
| RL664 | Starter | 48 x 18 x 74 | 800 |
| RL665 | Add-On | 48 x 18 x 74 | 800 |
| RL666 | Starter | 60 x 18 x 74 | 600 |
| RL667 | Add-On | 60 x 18 x 74 | 600 |
| RL668 | Starter | 72 x 18 x 74 | 600 |
| RL669 | Add-On | 72 x 18 x 74 | 600 |
| RL670 | Starter | 36 x 24 x 74 | 800 |
| RL671 | Add-On | 36 x 24 x 74 | 800 |
| RL672 | Starter | 48 x 24 x 74 | 800 |
| RL673 | Add-On | 48 x 24 x 74 | 800 |
| RL674 | Starter | 60 x 24 x 74 | 600 |
| RL675 | Add-On | 60 x 24 x 74 | 600 |
| RN111 | Starter | 72 x 24 x 74 | 600 |
| RN112 | Add-On | 72 x 24 x 74 | 600 |
| RN113 | Starter | 36 x 18 x 86 | 800 |
| RN114 | Add-On | 36 x 18 x 86 | 800 |
| RN115 | Starter | 48 x 18 x 86 | 800 |
| RN116 | Add-On | 48 x 18 x 86 | 800 |
| RN117 | Starter | 60 x 18 x 86 | 600 |
| RN118 | Add-On | 60 x 18 x 86 | 600 |
| RN119 | Starter | 72 x 18 x 86 | 600 |
| RN120 | Add-On | 72 x 18 x 86 | 600 |
| RN121 | Starter | 36 x 24 x 86 | 800 |
| RN122 | Add-On | 36 x 24 x 86 | 800 |
| RN123 | Starter | 48 x 24 x 86 | 800 |
| RN124 | Add-On | 48 x 24 x 86 | 800 |
| RN125 | Starter | 60 x 24 x 86 | 600 |
| RN126 | Add-On | 60 x 24 x 86 | 600 |
| RN127 | Starter | 72 x 24 x 86 | 600 |
| RN128 | Add-On | 72 x 24 x 86 | 600 |

* Evenly distributed weight



POSTS

| Model No. | Height" |
|-----------|---------|
| RL629 | 63 |
| RL630 | 74 |
| RL631 | 86 |

WIRE SHELVES

| Model No. | Dimensions W" x D" | Cap lbs. /Shelf* |
|-----------|--------------------|------------------|
| RN082 | 30 x 14 | 800 |
| RN083 | 36 x 14 | 800 |
| RN084 | 48 x 14 | 800 |
| RN085 | 60 x 14 | 600 |
| RN086 | 72 x 14 | 600 |
| RN087 | 30 x 18 | 800 |
| RL622 | 36 x 18 | 800 |
| RL623 | 48 x 18 | 800 |
| RL624 | 60 x 18 | 600 |
| RL625 | 72 x 18 | 600 |
| RL626 | 36 x 24 | 800 |
| RL627 | 48 x 24 | 800 |
| RL628 | 60 x 24 | 600 |
| RN077 | 72 x 24 | 600 |

COMPLETE SHELVING UNITS

| Model No. | Type | Dimensions W" x D" x H" | Cap lbs /Shelf* |
|------------------|---------|-------------------------|-----------------|
| 4 SHELVES | | | |
| RN089 | Starter | 30 x 14 x 63 | 800 |
| RN090 | Add-On | 30 x 14 x 63 | 800 |
| RN091 | Starter | 36 x 14 x 63 | 800 |
| RN092 | Add-On | 36 x 14 x 63 | 800 |
| RN093 | Starter | 48 x 14 x 63 | 800 |
| RN094 | Add-On | 48 x 14 x 63 | 800 |
| RN095 | Starter | 60 x 14 x 63 | 600 |
| RN096 | Add-On | 60 x 14 x 63 | 600 |
| RN097 | Starter | 72 x 14 x 63 | 600 |
| RN098 | Add-On | 72 x 14 x 63 | 600 |
| RL648 | Starter | 36 x 18 x 63 | 800 |
| RL649 | Add-On | 36 x 18 x 63 | 800 |
| RL650 | Starter | 48 x 18 x 63 | 800 |
| RL651 | Add-On | 48 x 18 x 63 | 800 |
| RL652 | Starter | 60 x 18 x 63 | 600 |
| RL653 | Add-On | 60 x 18 x 63 | 600 |
| RL654 | Starter | 72 x 18 x 63 | 600 |
| RL655 | Add-On | 72 x 18 x 63 | 600 |
| RL656 | Starter | 36 x 24 x 63 | 800 |
| RL657 | Add-On | 36 x 24 x 63 | 800 |
| RL658 | Starter | 48 x 24 x 63 | 800 |
| RL659 | Add-On | 48 x 24 x 63 | 800 |
| RL660 | Starter | 60 x 24 x 63 | 600 |
| RL661 | Add-On | 60 x 24 x 63 | 600 |
| RN099 | Starter | 72 x 24 x 63 | 600 |
| RN100 | Add-On | 72 x 24 x 63 | 600 |

* Evenly distributed weight

GREEN EPOXY FINISH WIRE SHELF CARTS

- Green epoxy wire shelf carts are ideal for use in wet environments
- Superior rust resistance
- Designed to minimize dust, improve air circulation, and provide greater visibility of stored items
- Shelves can be adjusted quickly and easily
- Strong and versatile
- Capacity: 600 lbs. evenly distributed
- Includes: 5" resilient rubber casters, two swivel, two with brake
- NSF certified
- One year limited warranty
- Shipped knocked down



RL803



5 SHELVES

| Model No. | Dimensions W" x D" x H" |
|-----------|-------------------------|
| RL809 | 18 x 36 x 92 |
| RL810 | 18 x 48 x 92 |
| RL811 | 18 x 60 x 92 |
| RL812 | 24 x 36 x 92 |
| RL813 | 24 x 48 x 92 |
| RL814 | 24 x 60 x 92 |

4 SHELVES

| Model No. | Dimensions W" x D" x H" |
|-----------|-------------------------|
| RN129 | 36 x 18 x 69 |
| RN130 | 48 x 18 x 69 |
| RN131 | 60 x 18 x 69 |
| RN132 | 36 x 24 x 69 |
| RN133 | 48 x 24 x 69 |
| RN134 | 60 x 24 x 69 |
| RL803 | 18 x 36 x 80 |
| RL804 | 18 x 48 x 80 |
| RL805 | 18 x 60 x 80 |
| RL806 | 24 x 36 x 80 |
| RL807 | 24 x 48 x 80 |
| RL808 | 24 x 60 x 80 |

WIRE SHELF PUSH CART

- Capacity is based on evenly distributed weight
- Features 24" green epoxy handle for improved maneuverability
- Green epoxy wire shelf carts are ideal for use in wet environments
- Superior rust resistance
- Designed to minimize dust, improve air circulation and provide greater visibility of stored items
- Shelves can be adjusted quickly and easily
- Includes:
 - (1) 24" Green epoxy handle,
 - (2) 5" Swivel resilient rubber casters,
 - (2) 5" Resilient rubber casters with brakes
- Shipped knocked-down
- NSF certified



RN798



| Model No. | No. of Shelves | Dimensions W" x D" x H" | Cap lbs /Shelf* |
|-----------|----------------|-------------------------|-----------------|
| RN798 | 4 | 36 x 24 x 69 | 800 |
| RN799 | 4 | 48 x 24 x 69 | 800 |
| RN800 | 4 | 60 x 24 x 69 | 800 |
| RN801 | 5 | 36 x 24 x 69 | 800 |
| RN802 | 5 | 48 x 24 x 69 | 800 |
| RN803 | 5 | 72 x 24 x 69 | 800 |

* Evenly distributed weight



LABEL HOLDERS

- Clearly identify your shelf/bin contents with the efficient and time-saving Aigner holders
- Versatile, highly protective, easy to read, and even custom designed with a special matte finish, making bar code applications easy
- Ideal for all types of racking, shelving and bin/drawer storage systems
- Labels provided

HOL-DEX®

- Can be custom cut to your specific size specifications
- Package of 12



HOL-DEX®

| Model No. | W" | x | L" |
|------------------------|-----|---|----|
| SELF-ADHESIVE | | | |
| OA340 | 1/2 | x | 6 |
| OA339 | 3/4 | x | 6 |
| OA341 | 1 | x | 6 |
| OA338 | 2 | x | 6 |
| MAGNETIC | | | |
| RG650 | 1/2 | x | 6 |
| OA389 | 3/4 | x | 6 |
| OA336 | 1 | x | 6 |
| HOOK & LOOP | | | |
| RG660 | 1 | x | 6 |
| RG665 | 2 | x | 6 |

SUPERSCAN™

- Available in 4 extra large sizes for pallet-racking installation
- Clear plastic matte finish assures precise bar code reading everytime
- Inserts are laser ink jet printer compatible for easy labeling



SUPERSCAN™ (CLEAR ONLY)

| Model No. | Dimensions W" x L" | Qty /Box | Model No. | Dimensions W" x L" | Qty /Box |
|----------------------|--------------------|----------|-----------------|--------------------|----------|
| SELF-ADHESIVE | | | MAGNETIC | | |
| OG356 | 2 x 3 1/2 | 50 | OG357 | 2 x 3 1/2 | 50 |
| RG670 | 3 x 5 | 50 | RG672 | 3 x 5 | 50 |
| RG671 | 4 x 6 | 50 | RG673 | 4 x 6 | 50 |
| RG681 | 5 x 7 | 25 | RG683 | 5 x 7 | 25 |

WIRE-RAC™ HOLDERS

- Snap-on holders easily and quickly identify stored contents
- Clear, flexible plastic sleeves fit new or existing wire shelving with 1 1/4" facing; paper inserts included



| Model No. | Dimensions W" x L" | Qty /Box |
|-----------|--------------------|----------|
| RH683 | 1 5/16 x 3 | 25 |
| RH684 | 1 5/16 x 6 | 25 |
| RH685 | 1 5/16 x 12 | 12 |
| RH686 | 1 5/16 x 24 | 6 |



SLIP 'N STIK™ AISLE SIGNS

- Create your own customized warehouse signs
- Built-in flexible hinge prevents breakage
- Includes:** 10 sign holders (11" x 8 1/2"), 12 yellow laser/ink jet sheets and instructions

Model No. OE798 Snap-On

- Snaps into pallet rack assembly holes, can snap out to relocate

Model No. OJ943 Self-Adhesive


- Adheres to flat surfaces, for more permanent applications



PREMIUM JOB TICKET HOLDERS

- Protect work orders, production schedules, inventory cards and other important documents from excessive handling and wear
- Sewn edges are reinforced with heavy-duty vinyl and a brass eyelet is centered for hanging
- Clear 8 mil. PVC for easy visibility

| Model No. | Dimensions W" x L" | Qty /Box |
|-----------|--------------------|----------|
| PC529 | 9 x 6 | 25 |
| PC530 | 12 x 9 | 25 |



SLIP STRIP™ LABEL HOLDING SYSTEMS

- Excellent for displaying bar codes, messages, prices or other information on pallet racking and shelving
- Self-adhesive label/document holder system allows you to change labels without messy adhesive build-up
- 6 per package

| Model No. | Dimensions W" x L' |
|-----------|--------------------|
| OE802 | 1 x 3 |
| OE803 | 1 1/4 x 4 |
| OE804 | 2 x 4 |



MAGNETIC CARD HOLDERS

- Fast, simple and versatile means of labeling
- Great for metal racks, shelves, bins, drawers and more
- Insertable magnetic C-channel design allows for labels to be changed simply by re-marking the paper insert or re-positioning the magnet
- Black
- Custom cut sizes available on special order
- Inserts included

| Model No. | Dimensions W" x L" | Qty /Box |
|-----------|--------------------|----------|
| OE250 | 1 x 3 | 25 |
| OE251 | 1 x 4 | 25 |
| OE252 | 1 x 6 | 25 |
| OE253 | 1 x 8 | 25 |
| OE254 | 2 x 3 | 25 |
| OE255 | 2 x 4 | 25 |
| OE256 | 2 x 6 | 25 |
| OE257 | 2 x 8 | 25 |
| OE258 | 3 x 4 | 25 |
| OE259 | 3 x 6 | 25 |
| OE260 | 3 x 8 | 25 |



MAGNETIC TAPE FOR LABELS

- Peel and stick computer printed or hand written labels to non magnetic (matte) side
- Scissor cut to desired length
- Magnetic (shiny) side adheres to metal surface
- Can change label or relocate as required

| Model No. | Dimensions W" x L' |
|-----------|--------------------|
| OJ940 | 1 x 50 |
| OJ941 | 2 x 50 |
| OJ942 | 3 x 50 |

Custom pre-scored sizes available



WRITE-ON MAGNETIC TAGS

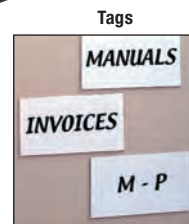
- A fast, simple and inexpensive means of labeling high-volume applications, primary uses in warehouses and other storage areas
- Newly formulated write-on/wet erase tags come with a strong magnetic backing
- Special wet-erase feature will keep tags clear and clean for extended periods
- Mark with a standard wet erase marker, erase with a damp cloth and remark

50' ROLLS

| Model No. | Width" |
|-----------|--------|
| RH698 | 1 |
| RH699 | 2 |
| RH700 | 3 |

TAGS, 25/BOX

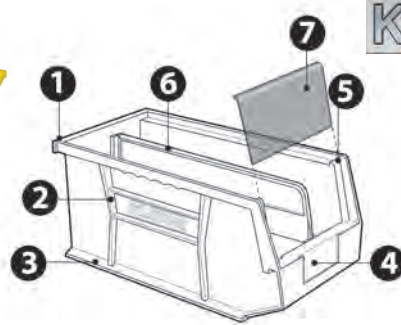
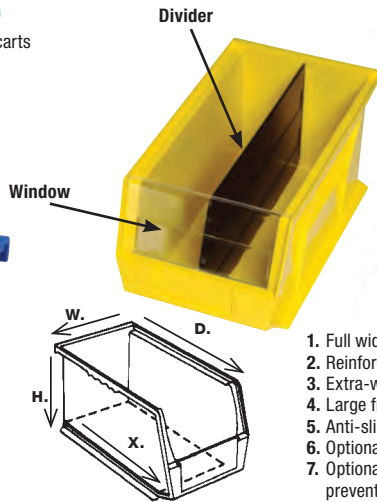
| Model No. | Dimensions W" x L" |
|-----------|--------------------|
| RH696 | 3 x 6 |
| RH697 | 3 x 8 |
| RH693 | 2 x 6 |



BINS

KLETON STACK & HANG BINS

- Designed to hang from bin racks, panels, rails and carts
- Bins reduce and control inventories, shorten assembly times and minimize parts handling
- Reinforced ribs, on both sides, prevent bins from spreading under loads
- Front, back and side grips for easy handling
- Stackable



1. Full width hanger supports bins when suspended from louvered panels or rails
2. Reinforced rib design adds strength and prevents spreading when stacked
3. Extra-wide ledges for secure stacking and stability
4. Large front label slots ideal for larger bar code scanning and content identification
5. Anti-slide stop prevents stacked bins from shifting forward
6. Optional dividers increase storage options
7. Optional windows maximize storage capacity, prevent spillage and protect parts from dust and dirt

| Blue | Red | Model No. | Yellow | Green | Black | Series | Outside Dimensions W" x D" x H" | Inside Dimensions W" x D" x H" | Inside Bottom Depth X" | Bin Load Capacity lbs. | Uses Divider | Uses Clear Window |
|-------|-------|-----------|--------|-------|-------|---------------------|------------------------------------|-----------------------------------|------------------------------|------------------------------|-----------------|-------------------------|
| CF820 | CF822 | CF823 | CF821 | CF824 | 30210 | 4-1/8 x 5-3/8 x 3 | 3-7/16 x 4-3/4 x 2-13/16 | 4 | 10 | CB825 | - | - |
| CF825 | CF827 | CF828 | CF826 | CF829 | 30220 | 4-1/8 x 7-3/8 x 3 | 3-7/16 x 6-3/4 x 2-13/16 | 6 | 10 | CB826 | - | - |
| CF830 | CF832 | CF833 | CF831 | CF834 | 30230 | 5-1/2 x 10-7/8 x 5 | 4-3/8 x 10-1/4 x 4-3/4 | 9 | 30 | CB829 | CB814 | - |
| CF835 | CF837 | CF838 | CF836 | CF839 | 30235 | 11 x 10-7/8 x 5 | 10 x 10-1/4 x 4-3/4 | 9 | 50 | CB829 | CB815 | - |
| CF840 | CF842 | CF843 | CF841 | CF844 | 30239 | 8-1/4 x 10-3/4 x 7 | 6-9/16 x 10 x 6-3/4 | 8 | 50 | CB830 | CB818 | - |
| CF845 | CF847 | CF848 | CF846 | CF849 | 30240 | 8-1/4 x 14-3/4 x 7 | 6-9/16 x 14 x 6-3/4 | 12 | 60 | CB831 | CB818 | - |
| CF850 | CF852 | CF853 | CF851 | CF854 | 30250 | 16-1/2 x 14-3/4 x 7 | 14-3/4 x 14 x 6-3/4 | 12 | 75 | CB831 | CB819 | - |

DIVIDERS

- Maximizes flexibility, keeps contents organized
- Allows for the separation of contents in bins
- Installed in a back to front position



| Model No. | Description | Dividers per Case |
|-----------|--------------------------|-------------------|
| CB825 | For 5-3/8" D x 3" H Bin | 6 |
| CB826 | For 7-3/8" D x 3" H Bin | 6 |
| CB829 | For 10-7/8" D x 5" H Bin | 6 |
| CB830 | For 10-3/4" D x 7" H Bin | 6 |
| CB831 | For 14-3/4" D x 7" H Bin | 6 |

CLEAR WINDOWS

- Crystal styrene window front increases bin capacity
- Provides quick view on bin contents
- Snaps quickly into place



| Model No. | Description | Windows per Case |
|-----------|------------------|------------------|
| CB814 | 5-1/2" W x 5" H | 12 |
| CB815 | 11" W x 5" H | 6 |
| CB818 | 8-1/4" W x 7" H | 6 |
| CB819 | 16-1/2" W x 7" H | 6 |

CLEAR COVER

- Provides high visibility and accessibility to bin contents
- Easy snap-in installation due to integrated hinge pins
- Clear covers protects from dust, dirt, and debris
- Can be used with dividers



| Model No. | Description | Covers per Case |
|-----------|-------------------------------------|-----------------|
| CF855 | For 5-3/8" D x 4-1/8" W x 3" H Bin | 24 |
| CF856 | For 7-3/8" D x 4-1/8" W x 3" H Bin | 24 |
| CF857 | For 10-7/8" D x 5-1/2" W x 5" H Bin | 12 |
| CF858 | For 10-7/8" D x 11" W x 5" H Bin | 6 |
| CF859 | For 10-3/4" D x 8-1/4" W x 7" H Bin | 6 |
| CF860 | For 14-3/4" D x 8-1/4" W x 7" H Bin | 12 |

BIN BUDDY™ & TRI-DEX™ LABEL HOLDERS

- Clear self-adhesive backing adheres to any plastic or metal container
- Clear bar code compatible window protects label from dirt and moisture
- Tri-Dex™ label holders snap into bin slots protecting label or barcode
- Includes a set of laser/ink jet compatible labels, 25/pack
- Extra refill labels are also available, sold 50/pack

OK113

Bin not included



| Model No. | Mfg. No. | Dimensions" | Description | Refill Labels |
|-----------|----------|-------------|---|---------------|
| OF212 | BB-13 | 1 x 3 | Bin Buddy™, Top/Bottom Load, Self Adhesive | OF216 |
| OF210 | BB-35 | 3 x 5 | Bin Buddy™, Side Load, Self Adhesive | OF214 |
| OK113 | TR-0813 | 13/16 x 3 | Tri-Dex™, Ideal for Shelf Bins | OK118 |
| OK114 | TR-1300 | 1 x 3 | Tri-Dex™, Ideal for Bin Series 30-210, 30-220 | OK119 |
| OK116 | TR-1754 | 1 3/4 x 4 | Tri-Dex™, Ideal for Bin Series 30-230, 30-250 | OK121 |

RECYCLED PLASTIC BINS

- Manufactured from recycled 100% post consumer, high density polyethylene
- Available in black only



| Model No. | Mfg. No. | Outside Dimensions W" x D" x H" | Dividers |
|-----------|----------|------------------------------------|----------|
| CC553 | QUS210BR | 4/18 x 5 3/8 x 3 | CB825 |
| CC554 | QUS220BR | 4/18 x 7 3/8 x 3 | CB826 |
| CC555 | QUS230BR | 5 1/2 x 10 7/8 x 5 | CB829 |
| CC558 | QUS235BR | 11 x 10 7/8 x 5 | CB829 |
| CC559 | QUS239BR | 8 1/4 x 10 3/4 x 7 | CB830 |
| CC560 | QUS240BR | 8 1/4 x 14 3/4 x 7 | CB831 |
| CC562 | QUS250BR | 16 1/2 x 14 3/4 x 7 | CB831 |

KLETON

HI-STAK PLASTIC BINS

- Innovative stacking design allows for greater visibility and easier access to contents
- Distortion-free from -40°C to 120°C
- Unaffected by oil, alkaline and most acids
- Ideal in production or for store display
- Included with each bin: I.D. card with clear plastic shield, four riser legs and connector clip

Connector clip allows for back-to-back mounting



1" riser legs increase loading capacity and stability



Inclined faceplate with removable label and protector

Built-in extrusions allow side-by-side interlock

Stackable using built-in feet

| Model No. | | | | Dimensions | | | | Qty /Case | Wt. lbs. | |
|-----------|--------|-------|-------|------------|---|----------|---|-----------|----------|------|
| Blue | Yellow | Green | Red | W" | x | D" | x | | | H" |
| CB260 | CB261 | CC234 | CC242 | 4 13/16 | x | 7 1/8 | x | 3 3/16 | 60 | 0.10 |
| CB262 | CB263 | CC235 | CC243 | 5 7/8 | x | 9 13/16 | x | 4 11/16 | 36 | 0.15 |
| CB264 | CB265 | CC236 | CC244 | 8 3/16 | x | 14 | x | 6 3/16 | 18 | 0.35 |
| CC239 | CC240 | CC237 | CC245 | 7 7/8 | x | 17 11/16 | x | 7 | 12 | 0.55 |
| CB266 | CB267 | CC238 | CC246 | 11 13/16 | x | 17 11/16 | x | 7 | 8 | 0.60 |

Add 1 inch to overall height when stacking on legs

WIRE SHELVING UNITS WITH STORAGE BINS

Same great features as the Kleton chromate wire shelving, but with the added convenience of heavy-duty storage bins.

- Adjustable chromate wire shelves
- Wire shelving resists corrosion and provides greater visibility to stored parts
- Wire shelves prevent build up of dust and dirt
- Bins are unaffected by oil, alkaline, and most acids
- Ideal in production or for parts storage
- Stationary units total capacity should not exceed 2000 lbs.
- NSF Certified (wire shelving units only)
- Assembly required



RL815



RL820

KLETON

| Model No. | Shelving Dim. | | | No. of Shelves | Bin Dimensions | | | No. of Bins | Colour |
|-----------|---------------|---|----|----------------|----------------|---|----------|-------------|--------|
| | W" | x | D" | | W" | x | D" | | |
| RL815 | 36 | x | 14 | 8 | 8 3/16 | x | 14 | 28 | Blue |
| RL816 | 36 | x | 14 | 8 | 8 3/16 | x | 14 | 28 | Yellow |
| RL817 | 36 | x | 14 | 8 | 8 3/16 | x | 14 | 28 | Green |
| RL818 | 36 | x | 14 | 8 | 8 3/16 | x | 14 | 28 | Red |
| RL819 | 36 | x | 18 | 8 | 7 7/8 | x | 17 11/16 | 28 | Blue |
| RL820 | 36 | x | 18 | 8 | 7 7/8 | x | 17 11/16 | 28 | Yellow |
| RL821 | 36 | x | 18 | 8 | 7 7/8 | x | 17 11/16 | 28 | Green |
| RL822 | 36 | x | 18 | 8 | 7 7/8 | x | 17 11/16 | 28 | Red |
| RL827 | 48 | x | 18 | 8 | 7 7/8 | x | 17 11/16 | 28 | Blue |
| | | | | | 11 13/16 | x | 17 11/16 | 7 | Blue |
| RL828 | 48 | x | 18 | 8 | 7 7/8 | x | 17 11/16 | 28 | Yellow |
| | | | | | 11 13/16 | x | 17 11/16 | 7 | Yellow |
| RL829 | 48 | x | 18 | 8 | 7 7/8 | x | 17 11/16 | 28 | Green |
| | | | | | 11 13/16 | x | 17 11/16 | 7 | Green |
| RL830 | 48 | x | 18 | 8 | 7 7/8 | x | 17 11/16 | 28 | Red |
| | | | | | 11 13/16 | x | 17 11/16 | 7 | Red |
| RL831 | 48 | x | 18 | 8 | 7 7/8 | x | 17 11/16 | 7 | Blue |
| | | | | | 11 13/16 | x | 17 11/16 | 21 | Blue |
| RL832 | 48 | x | 18 | 8 | 7 7/8 | x | 17 11/16 | 7 | Yellow |
| | | | | | 11 13/16 | x | 17 11/16 | 21 | Yellow |
| RL833 | 48 | x | 18 | 8 | 7 7/8 | x | 17 11/16 | 7 | Green |
| | | | | | 11 13/16 | x | 17 11/16 | 21 | Green |
| RL834 | 48 | x | 18 | 8 | 7 7/8 | x | 17 11/16 | 7 | Red |
| | | | | | 11 13/16 | x | 17 11/16 | 21 | Red |
| RL839 | 36 | x | 18 | 8 | 7 7/8 | x | 17 11/16 | 7 | Blue |
| | | | | | 11 13/16 | x | 17 11/16 | 14 | Blue |
| RL840 | 36 | x | 18 | 8 | 7 7/8 | x | 17 11/16 | 7 | Yellow |
| | | | | | 11 13/16 | x | 17 11/16 | 14 | Yellow |
| RL841 | 36 | x | 18 | 8 | 7 7/8 | x | 17 11/16 | 7 | Green |
| | | | | | 11 13/16 | x | 17 11/16 | 14 | Green |
| RL842 | 36 | x | 18 | 8 | 7 7/8 | x | 17 11/16 | 7 | Red |
| | | | | | 11 13/16 | x | 17 11/16 | 14 | Red |

BINS

QUANTUM™ BINS

- Heavy-duty, virgin, high density polypropylene/polyethylene
- Autoclavable up to 250°F
- Large multiple label slots
- Stackable
- Optional dividers and clear windows available for most units
- Hangs on louvered panels, rails and carts
- Jumbo bins cannot hang on louvered panels or rail systems
- Jumbo bins have a stack capacity of up to 100 lbs. and can stack up to six bins high
- Mobile bins come with four swivel 3" casters with brakes
- Made of FDA approved materials



CD669



CC975



CD262



CC864



CC275

| Black | Blue | Yellow | Model No. | Red | Ivory | Green | Mfg. No. | Outside Dimensions | | | | Qty /Case | Bin load Cap. lbs. |
|--------|--------|--------|-----------|--------|--------|------------|----------|--------------------|--------|----|----|-----------|--------------------|
| | | | | | | | | W" | x | D" | x | H" | |
| CC975 | CB739 | CB741 | CB744 | CB745 | CC264 | QUS 200 | 4 1/8 | x | 5 | x | 3 | 24 | 8 |
| CC976 | CB747 | CB750 | CB751 | CB753 | CC265 | QUS 210 | 4 1/8 | x | 5 3/8 | x | 3 | 24 | 10 |
| CC977 | CB756 | CB757 | CB759 | CB762 | CC266 | QUS 220 | 4 1/8 | x | 7 3/8 | x | 3 | 24 | 10 |
| CF376 | CF377 | CF378 | CF379 | CF380 | CF381 | QUS 221 | 6 | x | 9 1/4 | x | 5 | 12 | 20 |
| CD276 | CD249 | CD262 | CD263 | CD264 | CD265 | QUS 224 | 4 1/8 | x | 10 7/8 | x | 4 | 12 | 30 |
| CC978 | CB763 | CB765 | CB766 | CB768 | CC267 | QUS 230 | 5 1/2 | x | 10 7/8 | x | 5 | 12 | 30 |
| CC974 | CC971 | CC972 | CC973 | CC990 | CC970 | QUS 234 | 5 1/2 | x | 14 3/4 | x | 5 | 12 | 50 |
| CC980 | CB775 | CB777 | CB778 | CB780 | CC269 | QUS 235 | 11 | x | 10 7/8 | x | 5 | 6 | 50 |
| CC576 | CB781 | CB783 | CB784 | CB786 | CC270 | QUS 239 | 8 1/4 | x | 10 3/4 | x | 7 | 6 | 50 |
| CC577 | CB787 | CB789 | CB790 | CB792 | CC271 | QUS 240 | 8 1/4 | x | 14 3/4 | x | 7 | 12 | 60 |
| CF382 | CF383 | CF384 | CF385 | CF386 | CF387 | QUS 241 | 8 1/4 | x | 13 5/8 | x | 6 | 12 | 60 |
| CF388 | CF389 | CF390 | CF391 | CF392 | CF393 | QUS 242 | 8 1/4 | x | 13 5/8 | x | 8 | 12 | 60 |
| CC983 | CC282 | CC283 | CC284 | CC285 | CC286 | QUS 245 | 16 1/2 | x | 10 7/8 | x | 5 | 6 | 60 |
| CC578 | CB794 | CB795 | CB796 | CB797 | CC272 | QUS 250 | 16 1/2 | x | 14 3/4 | x | 7 | 6 | 75 |
| CC579 | CB798 | CB800 | CB801 | CB802 | CC273 | QUS 255 | 11 | x | 16 | x | 8 | 4 | 75 |
| CC580 | CB803 | CB804 | CB806 | CB807 | CC274 | QUS 260 | 11 | x | 18 | x | 10 | 4 | 75 |
| CC581 | CC287 | CC288 | CC289 | CC290 | CC291 | QUS 265 | 8 1/4 | x | 18 | x | 9 | 6 | 60 |
| CC582 | CB808 | CB809 | CB810 | CB811 | CC275 | QUS 270 | 16 1/2 | x | 18 | x | 11 | 3 | 75 |
| CD674* | CD669* | CD670* | CD671* | CD673* | CD672* | QUS 275MOB | 16 1/2 | x | 18 | x | 14 | 3 | - |

* Mobile unit

| Divider Model No. | Clear Window Model No. |
|-------------------|------------------------|
| CB824 | - |
| CB825 | - |
| CB826 | - |
| CF501 | CF560 |
| CD250 | CD266 |
| CB829 | CB814 |
| CC569 | CB814 |
| CB829 | CB815 |
| CB830 | CB818 |
| CB831 | CB818 |
| CF394 | CF396 |
| CF395 | CF397 |
| CC297 | CC300 |
| CB831 | CB819 |
| CB833 | CB820 |
| CB834 | CB821 |
| CC298 | CC301 |
| CB835 | CB822 |
| CB835 | CB822 |

WIRE MESH STACK & HANG BINS


- Innovative mesh design offers nickel-chrome finish and a 3/8" x 3/8" grid pattern allowing complete visibility of bin contents
- This unique mesh pattern provides a dust and dirt free storage environment
- Mesh Bins feature a rear hanger that allows them to hang from any louvered wall panel or rail system
- Optional side hangers allow bin to stack one on top of the other
- The open hopper design allows for easy picking while allowing visual access to stored contents
- Material: Wire mesh
- Colour: Nickel-chrome
- Capacity: 100 lbs. Hang/175 lbs. Stack



CF755

QUANTUM® LOUVERED PANEL

- Ideal for mounting plastic hanging or wire mesh bins
- All welded construction
- Resists to any build-up of dust or dirt
- Mounting clips are included and can be fastened to any surface
- Mounting screws sold separately as they differ based on the type of surface
- Bins Included: No



CF995
Bins not included

BINS

| Model No. | Mfg. No. | Outside Dimensions | | | | | Inside Dimensions | | | | | Model No. | Mfg. No. |
|-----------|----------|--------------------|---|--------|---|--------|-------------------|---|---------|---|-------|-----------|-------------|
| | | W" | x | D" | x | H" | W" | x | D" | x | H" | | |
| CF751 | QMB510C | 4 1/4 | x | 5 1/4 | x | 3 | 4 | x | 4 3/4 | x | 2 7/8 | CF766 | DMB510C |
| CF752 | QMB520C | 4 1/4 | x | 7 1/4 | x | 3 | 4 | x | 6 3/4 | x | 2 7/8 | CF767 | DMB520C |
| CF753 | QMB530C | 5 1/2 | x | 10 3/4 | x | 5 | 5 1/2 | x | 10 1/4 | x | 4 3/4 | CF768 | DMB530/535C |
| CF754 | QMB535C | 11 | x | 10 3/4 | x | 5 | 10 3/4 | x | 10 1/4 | x | 4 3/4 | CF768 | DMB530/535C |
| CF755 | QMB539C | 8 | x | 10 1/2 | x | 7 | 7 1/2 | x | 10 | x | 6 3/4 | CF769 | DMB539C |
| CF756 | QMB540C | 8 | x | 14 1/2 | x | 7 | 7 2/5 | x | 14 | x | 6 3/4 | CF770 | DMB540/550C |
| CF757 | QMB550C | 16 1/4 | x | 14 1/2 | x | 7 | 15 3/4 | x | 14 | x | 6 3/4 | CF770 | DMB540/550C |
| CF758 | QMB560C | 11 | x | 18 1/2 | x | 10 1/8 | 10 5/8 | x | 18 1/16 | x | 10 | CF771 | DMB560/570C |
| CF759 | QMB570C | 17 1/8 | x | 18 1/2 | x | 11 1/8 | 16 5/8 | x | 18 1/8 | x | 11 | CF771 | DMB560/570C |

DIVIDERS

| Model No. | Mfg. No. |
|-----------|-------------|
| CF766 | DMB510C |
| CF767 | DMB520C |
| CF768 | DMB530/535C |
| CF769 | DMB539C |
| CF770 | DMB540/550C |
| CF771 | DMB540/550C |
| CF771 | DMB560/570C |
| CF771 | DMB560/570C |

SIDE HANGERS*

| Model No. | Mfg. No. | Description |
|-----------|-------------|----------------------|
| CF760 | HMB510C | For Bin CF751 |
| CF761 | HMB520C | For Bin CF752 |
| CF762 | HMB530/535C | For Bins CF753/CF754 |
| CF763 | HMB539C | For Bin CF755 |
| CF764 | HMB540/550C | For Bins CF756/CF757 |
| CF765 | HMB560/570C | For Bins CF758/CF759 |

*Hangers sold per pair



Optional Side Hangers




| Model No. | Overall Dimensions | | |
|-----------|----------------------------|---|----|
| | W" | x | H" |
| CF994 | 36 | x | 18 |
| CF995 | 36 | x | 30 |
| CF996 | 48 | x | 30 |
| CF997 | Direct Mount Clips, 4/Pkg. | | |
| CF998 | Offset Mount Clips, 4/Pkg. | | |

METAL BIN SUPPORT RACKS

- Louvered bin panels can be wall-mounted, attached to back of shelving, mounted on benches, carts, inside cabinets, fastened to slotted angle components or used for service truck interiors
- Bins are easily removed, refilled and replaced
- Each heavy-duty panel is 16-gauge cold-rolled steel
- Slotted holes 3/4" L x 3/8" W at 6" centres simplify installation
- Kleton grey powder coated
- Installation note:** Panels must be securely fastened to materials of adequate load bearing strength



CF412



BIN QUANTITY TABLE

Quantity of identical plastic bins that fit CF412 Panel

Bins not included

| Combined Panel Height 35-3/4" Wide | Bin | Model No. | | | | | |
|---------------------------------------|-----|-----------|-------|-------|-------|-------|-------|
| | | CF820 | CF825 | CF830 | CF835 | CF840 | CF845 |
| 1 Panel = 19" H | 32 | 32 | 18 | 9 | 8 | 8 | 4 |
| 2 Panels = 37" H | 72 | 72 | 36 | 18 | 18 | 16 | 8 |
| 3 Panels = 55" H | 104 | 104 | 54 | 27 | 28 | 28 | 14 |
| 4 Panels = 73" H | 144 | 144 | 72 | 36 | 36 | 36 | 18 |

For CF411 Panel, use 1/2 of bin quantities shown above

| Model No. | Panel Dimensions W" x H" | Wt. lbs. |
|-----------|-----------------------------|----------|
| CF411 | 18 x 19 | 6 |
| CF412 | 36 x 19 | 12 |




BENCH LOUVERED RACKS

- All-welded louvered bench rack
- Provides tool and storage for assembly or repair operations when combined with plastic parts bin
- Durable Kleton blue enamel finish

36" FREE STANDING RACKS

- Free standing unit made of 1" square tube frame
- May be placed on any flat surface near a worksite without the need for bolts or fasteners



CB363



72" BOLT-ON RACKS

- Constructed of 1-1/4" square tube frame
- Designed to be permanently installed on a 72" wide workbench

| Model No. | Rack Type | Dimensions W" x D" x H" | Wt. lbs. |
|-----------|---------------|----------------------------|----------|
| CB363 | Free Standing | 36 x 10 x 22 | 22 |
| CB364 | Bolt-On | 72 x 15 x 40 | 95 |

BINS CARTS

- All-welded bin cart
- Work surface made of 14-gauge steel
- Includes:** 20 bins of various size, bolted-on 5" non-marking casters and two louvered panels
- Capacity: 1000 lbs.
- Durable Kleton blue enamel finish

BINS SUPPLIED

| Bin Qty | Bin Dimensions W" x D" x H" |
|---------|--------------------------------|
| 16 | 8 1/4 x 14 3/4 x 7 |
| 4 | 16 1/2 x 14 3/4 x 7 |



CB689

| Model No. | Description | Dimensions W" x D" x H" | Wt. lbs. |
|-----------|-------------|----------------------------|----------|
| CB365 | Cart Only | 24 x 38 1/2 x 36 1/2 | 95 |

CART/BIN COMBINATION

| Blue | Red | Yellow | Green | Bin Qty | Wt. lbs. |
|-------|-------|--------|-------|---------|----------|
| CB366 | CB367 | CB368 | CB689 | 20 | 133 |

STATIONARY BIN RACKS

- Designed to be permanently installed to the floor
- All-welded stationary bin racks
- Constructed of 1 1/4" square tube frame
- Choose from either single or double-sided racks to meet your storage needs
- Durable Kleton blue enamel finish
- Includes 28 or 56 bins
- 8 1/4" W x 14 3/4" D x 7" H
- Shipped all-welded




| Model No. | Description | Rack Type | Dimensions W" x D" x H" | Wt. lbs. |
|-----------|-------------|-----------|----------------------------|----------|
| CB373 | Rack Only | Single | 36 x 12 x 61 | 60 |
| CB653 | Rack Only | Double | 36 x 24 x 61 | 100 |

RACK/BIN COMBINATION

| Blue | Red | Yellow | Green | Rack Type | Bin Qty | Capacity lbs. |
|-------|-------|--------|-------|-----------|---------|---------------|
| CB654 | CB655 | CB656 | CB685 | Single | 28 | 1680 |
| CB370 | CB371 | CB372 | CB687 | Double | 56 | 3360 |

ACCESSORIES

| Model No. | Description |
|-----------|------------------|
| CC165 | Round Hook, 6" |
| CC166 | Round Hook, 12" |
| CC167 | Square Hook, 6" |
| CC168 | Square Hook, 12" |



MOBILE BIN RACKS

- Ideal for transportation of small parts
- All-welded mobile bin rack
- Single** includes 36 bins
- 5 1/2" W x 10 7/8" D x 5" H, 3" casters and two louvered panels
- Double cart** includes 96 bins of various sizes, bolted on 5" non-marking casters and six louvered panels
- Capacity: 800 lbs. single sided and 1000 lbs. double sided
- Durable Kleton blue enamel finish



BINS SUPPLIED

| Bin Qty | Bin Dimensions W" x D" x H" |
|---------|--------------------------------|
| 36 | 5 1/2 x 10 7/8 x 5 |



CB090
Double-sided

| Model No. | Description | Rack Type | Dimensions W" x D" x H" | Wt. lbs. |
|-----------|-------------|-----------|----------------------------|----------|
| CB359 | Rack only | Single | 36 x 16 x 46 1/2 | 60 |
| CB649 | Rack only | Double | 36 x 24 x 67 1/2 | 120 |

RACK/BIN COMBINATION

| Blue | Red | Yellow | Green | Rack Type | Bin Qty | Wt. lbs. |
|-------|-------|--------|-------|-----------|---------|----------|
| CB650 | CB651 | CB652 | CB681 | Single | 36 | 83 |
| CB089 | CB090 | CB091 | CB683 | Double | 96 | 187 |

BINS/STORAGE CABINETS

DEEP DOOR COMBINATION CABINETS

- All-welded heavy-duty 16-gauge, combination bin/shelf cabinet
- 4" deep hinged doors
- Unique padlock hasp helps prevent access with bolt cutters
- Powder coated Kleton grey finish
- Padlock sold separately

A. 84 BIN CABINETS

- Four reinforced 16-gauge main adjustable shelves with 500-lb. capacity per shelf
- Incorporates louvered bin hanging panels welded into the cabinets doors

CABINET ONLY

| Model No. | Description | W" | x | D" | x | H" | Wt. lbs. |
|-----------|--------------|----|---|--------|---|----|----------|
| CB442 | Cabinet Only | 38 | x | 24 | x | 72 | 324 |
| FB025 | Extra Shelf | 38 | x | 21 1/4 | x | 1 | 18 |

CABINET WITH BINS

| Blue | Red | Model No. | Yellow | Green | Description | Wt. lbs. |
|-------|-------|-----------|--------|-------|--------------------------|----------|
| CB446 | CB477 | CB448 | CB693 | | Cabinet and Plastic Bins | 341 |

BINS SUPPLIED

| Bin Qty | W" | x | D" | x | H" | Capacity lbs. |
|---------|-------|---|-------|---|----|---------------|
| 84 | 4 1/8 | x | 5 3/8 | x | 3 | 10 |

B. 96 BIN CABINETS

- Two reinforced 16-gauge main adjustable shelves with 500-lb. capacity per shelf
- Incorporates louvered bin hanging panels welded to the cabinet's back and doors

CABINET ONLY

| Model No. | Description | W" | x | D" | x | H" | Wt. lbs. |
|-----------|--------------|----|---|--------|---|----|----------|
| FH820 | Cabinet Only | 38 | x | 24 | x | 72 | 316 |
| FB025 | Extra Shelf | 38 | x | 21 1/4 | x | 1 | 18 |

CABINET WITH BINS

| Blue | Red | Model No. | Yellow | Green | Description | Wt. lbs. |
|-------|-------|-----------|--------|-------|--------------------------|----------|
| CF371 | CF372 | CF373 | CF374 | | Cabinet and Plastic Bins | 359 |

BINS SUPPLIED

| Bin Qty | W" | x | D" | x | H" | Capacity lbs. |
|---------|-------|---|--------|---|----|---------------|
| 84 | 4 1/8 | x | 5 3/8 | x | 3 | 10 |
| 12 | 5 1/2 | x | 10 7/8 | x | 5 | 30 |

C. 98 BIN CABINETS

- Two reinforced 16-gauge main adjustable shelves with 500-lb. capacity per shelf
- Incorporates louvered bin hanging panels welded to the cabinet's back and doors

CABINET ONLY

| Model No. | Description | W" | x | D" | x | H" | Wt. lbs. |
|-----------|--------------|----|---|--------|---|----|----------|
| FH820 | Cabinet Only | 38 | x | 24 | x | 72 | 316 |
| FB025 | Extra Shelf | 38 | x | 21 1/4 | x | 1 | 18 |

CABINET WITH BINS

| Blue | Red | Model No. | Yellow | Green | Description | Wt. lbs. |
|-------|-------|-----------|--------|-------|--------------------------|----------|
| CF355 | CF356 | CF354 | CF357 | | Cabinet and Plastic Bins | 385 |

BINS SUPPLIED

| Bin Qty | W" | x | D" | x | H" | Capacity lbs. |
|---------|--------|---|--------|---|----|---------------|
| 48 | 4 1/8 | x | 5 3/8 | x | 3 | 10 |
| 36 | 4 1/8 | x | 7 3/8 | x | 3 | 10 |
| 8 | 8 1/4 | x | 14 3/4 | x | 7 | 60 |
| 6 | 16 1/2 | x | 14 3/4 | x | 7 | 75 |



A. CB446
84 Bins

KLETON



C. CF354
98 Bins



B. CF373
96 Bins



D. CB444
118 Bins

D. 118 BIN CABINETS

- Incorporates louvered bin hanging panels welded to the cabinet's back and doors

CABINET ONLY

| Model No. | Description | W" | x | D" | x | H" | Wt. lbs. |
|-----------|--------------------------|----|---|----|---|----|----------|
| CB441 | Cabinet Only w/o Shelves | 38 | x | 24 | x | 72 | 316 |

CABINET WITH BINS



| Blue | Red | Model No. | Yellow | Green | Description | Wt. lbs. |
|-------|-------|-----------|--------|-------|--------------------------|----------|
| CB443 | CB444 | CB445 | CB691 | | Cabinet and Plastic Bins | 385 |

BINS SUPPLIED

| Bin Qty | W" | x | D" | x | H" | Capacity lbs. |
|---------|--------|---|--------|---|----|---------------|
| 42 | 4 1/8 | x | 5 3/8 | x | 3 | 10 |
| 42 | 4 1/8 | x | 7 3/8 | x | 3 | 10 |
| 18 | 5 1/2 | x | 10 7/8 | x | 5 | 30 |
| 12 | 8 1/4 | x | 14 3/4 | x | 7 | 60 |
| 4 | 16 1/2 | x | 14 3/4 | x | 7 | 75 |

SHELF BINS

- Economical way to store and display parts and components
- Durable polypropylene
- Designed for use on 12", 18" and 24" deep shelving, or vertical storage and retrieval units
- Shelf bins "nest" when empty
- Bin cups and dividers available
- Manufactured from FDA approved polypropylene



The special built-in hanglock catches the underside of the shelf above, allowing each bin to be tilted out for complete access.

| Blue | Red | Model No. Yellow | Clear | Green | Mfg. No. | Outside Dimensions W" x D" x H" | Inside Dimensions W" x D" x H" | Qty /Case | Dividers, up to 7 per bin | Bin Cups Per Bin CD035 CD040 CD036 CD041 |
|-------|-------|---------------------|-------|-------|----------|------------------------------------|-----------------------------------|-----------|---------------------------|---|
| CC992 | CC994 | CC993 | - | CC995 | QSB100 | 2 3/4 x 11 5/8 x 4 | 1 5/8 x 10 1/4 x 4 | 24 | - | 3 - 3 - |
| CC998 | CD001 | CC999 | - | CD002 | QSB101 | 4 1/8 x 11 5/8 x 4 | 3 x 10 1/4 x 4 | 24 | CB861 | 6 2 6 2 |
| CD005 | CD007 | CD006 | - | CD008 | QSB102 | 6 5/8 x 11 5/8 x 4 | 5 1/2 x 10 1/4 x 4 | 12 | CB862 | 9 4 - - |
| CC393 | CC394 | CC395 | CF531 | CD023 | QSB107 | 8 3/8 x 11 5/8 x 4 | 7 1/2 x 10 3/4 x 3 7/8 | 20 | CB867 | 12 4 12 4 |
| CC396 | CC397 | CC398 | CF532 | CD026 | QSB109 | 11 1/8 x 11 5/8 x 4 | 10 3/8 x 10 3/4 x 3 7/8 | 8 | CB869 | 18 6 18 6 |
| CD011 | CD013 | CD012 | - | CD014 | QSB103 | 4 1/8 x 17 7/8 x 4 | 3 x 16 1/2 x 4 | 12 | CB861 | 9 3 9 3 |
| CD017 | CD019 | CD018 | - | CD020 | QSB104 | 6 5/8 x 17 7/8 x 4 | 5 1/2 x 16 1/2 x 4 | 12 | CB862 | 15 6 15 6 |
| CC399 | CC400 | CC401 | CF533 | CD029 | QSB108 | 8 3/8 x 17 7/8 x 4 | 7 1/2 x 16 1/2 x 3 7/8 | 10 | CB867 | 19 6 19 6 |
| CC402 | CC403 | CC404 | CF534 | CD032 | QSB110 | 11 1/8 x 17 7/8 x 4 | 10 3/8 x 16 3/8 x 3 7/8 | 8 | CB869 | 29 8 29 8 |
| CC405 | CC406 | CC407 | CF535 | CD045 | QSB105 | 4 1/8 x 23 5/8 x 4 | 3 1/4 x 22 1/4 x 3 7/8 | 8 | CB861 | 13 4 13 4 |
| CC408 | CC409 | CC423 | CF536 | CD048 | QSB106 | 6 5/8 x 23 5/8 x 4 | 5 1/2 x 22 1/4 x 3 7/8 | 8 | CB862 | 21 8 21 8 |
| CC411 | CC412 | CC413 | CF537 | CD051 | QSB114 | 8 3/8 x 23 5/8 x 4 | 7 1/2 x 22 1/4 x 3 7/8 | 6 | CB867 | 24 8 24 8 |
| CC414 | CC415 | CC416 | CF538 | CD054 | QSB116 | 11 1/8 x 23 5/8 x 4 | 10 3/8 x 22 1/4 x 3 7/8 | 6 | CB869 | 35 16 35 16 |

BIN DIVIDERS

| Model No. | Mfg. No. | Width" | Qty/Case |
|-----------|---------------|--------|----------|
| CB861 | DSB101/DSB103 | 4 1/8 | 50 |
| CB862 | DSB102/DSB103 | 6 5/8 | 50 |
| CB867 | DSB107 | 8 1/8 | 50 |
| CB869 | DSB109 | 11 1/8 | 50 |

BIN CUPS

| Model No | Mfg. No. | Colour | Dimensions |
|----------|----------|--------|-----------------|
| CD035 | QBC111 | Blue | 3 1/4" x 1 3/4" |
| CD040 | QBC112 | Blue | 5 1/8" x 2 3/4" |
| CD036 | QBC111 | Yellow | 3 1/4" x 1 3/4" |
| CD041 | QBC112 | Yellow | 5 1/8" x 2 3/4" |

EXTENDED LABEL HOLDERS, 24 PER BOX

| Model No | Mfg. No. | Colour | Angle |
|----------|----------|--------|-------|
| CF398 | ELH410 | Black | 10° |
| CF399 | ELH415 | Black | 45° |

RECYCLED SHELF BINS

- Manufactured from recycled 100% post consumer, high density polyethylene
- Available in black only

| Model No. | Mfg. No. | Outside Dimensions W" x D" x H" | Qty /Case | Dividers*, up to 7 per bin Model No. |
|-----------|----------|------------------------------------|-----------|---|
| CC303 | QSB100BR | 2 3/4 x 11 5/8 x 4 | 48 | - |
| CB850 | QSB101BR | 4 1/8 x 11 5/8 x 4 | 36 | CB861 |
| CB851 | QSB102BR | 6 5/8 x 11 5/8 x 4 | 30 | CB862 |
| CB852 | QSB103BR | 4 1/8 x 17 7/8 x 4 | 24 | CB861 |
| CB954 | QSB104BR | 6 5/8 x 17 7/8 x 4 | 20 | CB862 |
| CB854 | QSB105BR | 4 1/8 x 23 5/8 x 4 | 8 | CB861 |
| CB855 | QSB106BR | 6 5/8 x 23 5/8 x 4 | 8 | CB862 |
| CB857 | QSB108BR | 8 3/8 x 17 7/8 x 4 | 10 | CB867 |
| CB860 | QSB114BR | 8 1/8 x 23 5/8 x 4 | 6 | CB867 |
| CC304 | QSB116BR | 11 1/8 x 23 5/8 x 4 | 6 | CB869 |


* Dividers are made of non-recycled polyethylene



SHELF BINS

EURO DRAWERS

- Heavy-duty design for efficient organization of heavy parts, supplies, tools or equipment
- Injection molded from virgin grade high-impact polystyrene
- 12-gauge thick wall
- Completely waterproof
- Oil and chemical-resistant
- Smooth front curved pull handle has ample room for pressure sensitive identification labels or bar codes
- Front handle has 3/4" opening
- Full width back ledge ensures spill free use



| Blue | Grey | Model No. | | Mfg. No. | Outside Dimensions | | | | Qty /Case | Divider Model No. |
|-------|-------|-----------|--------|----------|--------------------|---|--------|---|-----------|-------------------|
| | | Red | Yellow | | W" | x | D" | x | | |
| CE289 | CE291 | CE292 | CE290 | QED401 | 5 9/16 | x | 11 5/8 | x | 2 5/8 | CE309 |
| CE293 | CE295 | CE296 | CE294 | QED501 | 3 3/4 | x | 11 5/8 | x | 4 5/8 | CC518 |
| CC501 | CC503 | CC504 | CC502 | QED601 | 5 9/16 | x | 11 5/8 | x | 4 5/8 | CC517 |
| CC505 | CC507 | CC508 | CC506 | QED602 | 5 9/16 | x | 17 5/8 | x | 4 5/8 | CC517 |
| CC509 | CC511 | CC512 | CC510 | QED603 | 5 9/16 | x | 23 7/8 | x | 4 5/8 | CC517 |
| CC513 | CC515 | CC516 | CC514 | QED604 | 3 3/4 | x | 17 5/8 | x | 4 5/8 | CC518 |
| CE305 | CE307 | CE308 | CE306 | QED606 | 8 3/8 | x | 17 5/8 | x | 4 5/8 | CE312 |
| CE297 | CE299 | CE300 | CE298 | QED701 | 8 3/8 | x | 11 5/8 | x | 4 5/8 | CE312 |
| CE301 | CE303 | CE304 | CE302 | QED801 | 11 1/8 | x | 11 5/8 | x | 4 5/8 | CE314 |

Add dividers to Euro Drawers for additional storage possibilities!



STORE MORE™ PLASTIC SHELF BINS

- Durable, high density polypropylene bins
- Economical way to store and display parts and components
- Feature a moulded-in label holder and a built-in rear hang-lock which allows bins to tilt out for complete access when on shelving
- A wide hopper front allows complete access to the contents of the bin
- Edges are reinforced for added strength
- Designed for 12", 18" and 24" deep shelf units, racks or standard shelving
- Bins are waterproof, impervious to most chemicals and unaffected by grease or oil



STORE MORE WITH 6" HIGH SHELF BINS

| Blue | Model No. | | Mfg. No. | W" | Outside Dim. | | | | W" | Inside Dim. | | | | Dividers up to 7/bin | Bin CD036 | Cups/Bin CD041 |
|-------|-----------|-------|----------|--------|--------------|--------|---|----|-------|-------------|--------|---|----|----------------------|-----------|----------------|
| | Yellow | Red | | | x | D" | x | H" | | x | D" | x | H" | | | |
| CF212 | CF213 | CF214 | QSB201 | 4 1/8 | x | 11 5/8 | x | 6 | 3 | x | 10 1/6 | x | 6 | CF248 | 6 | 2 |
| CF215 | CF216 | CF217 | QSB202 | 6 5/8 | x | 11 5/8 | x | 6 | 5 1/2 | x | 10 1/6 | x | 6 | CF249 | 9 | 4 |
| CF218 | CF219 | CF220 | QSB207 | 8 3/8 | x | 11 5/8 | x | 6 | 7 1/8 | x | 10 1/6 | x | 6 | CF250 | 12 | 4 |
| CF221 | CF222 | CF223 | QSB209 | 11 1/8 | x | 11 5/8 | x | 6 | 10 | x | 10 1/6 | x | 6 | CF251 | 18 | 6 |
| CF224 | CF225 | CF226 | QSB203 | 4 1/8 | x | 17 7/8 | x | 6 | 3 | x | 16 1/2 | x | 6 | CF252 | 9 | 3 |
| CF227 | CF228 | CF229 | QSB204 | 6 5/8 | x | 17 7/8 | x | 6 | 5 1/2 | x | 16 1/2 | x | 6 | CF253 | 15 | 6 |
| CF230 | CF231 | CF232 | QSB208 | 8 3/8 | x | 17 7/8 | x | 6 | 7 1/8 | x | 16 1/2 | x | 6 | CF254 | 19 | 6 |
| CF233 | CF234 | CF235 | QSB210 | 11 1/8 | x | 17 7/8 | x | 6 | 10 | x | 16 1/2 | x | 6 | CF255 | 29 | 8 |
| CF236 | CF237 | CF238 | QSB205 | 4 1/8 | x | 23 5/8 | x | 6 | 3 | x | 22 1/8 | x | 6 | CF256 | 13 | 4 |
| CF239 | CF240 | CF241 | QSB206 | 6 5/8 | x | 23 5/8 | x | 6 | 5 1/2 | x | 22 1/8 | x | 6 | CF257 | 21 | 8 |
| CF242 | CF243 | CF244 | QSB214 | 8 3/8 | x | 23 5/8 | x | 6 | 7 1/8 | x | 22 1/8 | x | 6 | CF258 | 24 | 8 |
| CF245 | CF246 | CF247 | QSB216 | 11 1/8 | x | 23 5/8 | x | 6 | 10 | x | 22 1/8 | x | 6 | CF259 | 35 | 16 |

BIN CUPS

| Model No | Dimensions | | | | |
|----------|------------|---|-------|---|----|
| | W" | x | D" | x | H" |
| CD036 | 3 | x | 1 3/4 | x | 3 |
| CD041 | 5 1/8 | x | 2 3/4 | x | 3 |



STORE-MAX SHELF BINS

- Helps maximize and organize your space
- Features a molded-in label holder and built-in rear hanger which allows bin to tilt out for easy access
- Wide hopper front allows for complete access
- Reinforced edges for additional strength
- Designed for use on 12", 18" and 24" deep shelving
- Bins nest when empty



| Blue | Red | Model No. | | Mfg. No. | Outside Dim. | | | | Dividers up to 7/bin | CD036 | Bin Cups/Bin | | | |
|-------|-------|-----------|-------|----------|--------------|---|--------|---|----------------------|-------|--------------|-------|-------|-------|
| | | Yellow | Clear | | W" | x | D" | x | | | H" | CD041 | CD035 | CD040 |
| CF864 | CF865 | CF866 | CF867 | QSB801 | 4 3/8 | x | 11 5/8 | x | 8 | CF912 | 6 | 2 | 6 | 2 |
| CF868 | CF869 | CF870 | CF871 | QSB802 | 6 5/8 | x | 11 5/8 | x | 8 | CF913 | 9 | 4 | 9 | 4 |
| CF872 | CF873 | CF874 | CF875 | QSB807 | 8 3/8 | x | 11 5/8 | x | 8 | CF914 | 12 | 4 | 12 | 4 |
| CF876 | CF877 | CF878 | CF879 | QSB809 | 11 1/8 | x | 11 5/8 | x | 8 | CF915 | 18 | 6 | 18 | 6 |
| CF880 | CF881 | CF882 | CF883 | QSB803 | 4 3/8 | x | 17 7/8 | x | 8 | CF916 | 9 | 3 | 9 | 3 |
| CF884 | CF885 | CF886 | CF887 | QSB804 | 6 5/8 | x | 17 7/8 | x | 8 | CF917 | 15 | 6 | 15 | 6 |
| CF888 | CF889 | CF890 | CF891 | QSB808 | 8 3/8 | x | 17 7/8 | x | 8 | CF918 | 19 | 6 | 19 | 6 |
| CF892 | CF893 | CF894 | CF895 | QSB810 | 11 1/8 | x | 17 7/8 | x | 8 | CF919 | 29 | 8 | 29 | 8 |
| CF896 | CF897 | CF898 | CF899 | QSB805 | 4 3/8 | x | 23 5/8 | x | 8 | CF920 | 13 | 4 | 13 | 4 |
| CF900 | CF901 | CF902 | CF903 | QSB806 | 6 5/8 | x | 23 5/8 | x | 8 | CF921 | 21 | 8 | 21 | 8 |
| CF904 | CF905 | CF906 | CF907 | QSB814 | 8 3/8 | x | 23 5/8 | x | 8 | CF922 | 24 | 8 | 24 | 8 |
| CF908 | CF909 | CF910 | CF911 | QSB816 | 11 1/8 | x | 23 5/8 | x | 8 | CF923 | 35 | 16 | 35 | 16 |

STORE-MAX DIVIDERS

- Colour: Black
- Fits horizontally across bins to create compartments



| Model No. | Mfg. No. | Description |
|-----------|----------|----------------------|
| CF912 | DSB801 | Divider, 3" wide |
| CF913 | DSB802 | Divider, 5 1/2" wide |
| CF914 | DSB807 | Divider, 7 1/8" wide |
| CF915 | DSB809 | Divider, 10" wide |
| CF916 | DSB803 | Divider, 3" wide |
| CF917 | DSB804 | Divider, 5 1/2" wide |
| CF918 | DSB808 | Divider, 7 1/8" wide |
| CF919 | DSB810 | Divider, 10" wide |
| CF920 | DSB805 | Divider, 3" wide |
| CF921 | DSB806 | Divider, 5 1/2" wide |
| CF922 | DSB814 | Divider, 7 1/8" wide |
| CF923 | DSB816 | Divider, 10" wide |


DIVIDER LABEL TAB

- Improve visibility of bin labels and scanning of barcodes
- Colour: Black




| Model No. | Mfg. No. | Description | Qty/Box |
|-----------|----------|-------------------------|---------|
| CF925 | DLT-6 | Black Divider Label Tab | 6 |

BIN CUPS



| Model No. | Mfg. No. | Colour | Description |
|-----------|----------|--------|-------------------------------|
| CD035 | QBC111 | Blue | Bin Cup, 3 1/4" x 1 3/4" x 3" |
| CD036 | QBC111 | Yellow | Bin Cup, 3 1/4" x 1 3/4" x 3" |
| CD040 | QBC112 | Blue | Bin Cup, 5 1/8" x 2 3/4" x 3" |
| CD041 | QBC112 | Yellow | Bin Cup, 5 1/8" x 2 3/4" x 3" |

SHELF BINS - EXTENDED LABEL HOLDERS



| Model No. | Mfg. No. | Colour | Angle | Qty/Box |
|-----------|----------|--------|-------|---------|
| CF398 | ELH410 | Black | 10° | 24 |
| CF399 | ELH415 | Black | 45° | 24 |

CLEAR LABEL HOLDER & INSERT

- Laser & inkjet compatible inserts
- 8 1/2" x 11" perforated sheets included
- Colour: Clear
- Fits all 8" high Quantum™ shelf bins



| Model No. | Mfg. No. | Description | Qty/Box |
|-----------|----------|-----------------------|---------|
| CF924 | LTR-1253 | Label Holder & Insert | 25 |

FIBREBOARD BINS & RACKS

CORRUGATED PARTS BINS & DIVIDERS

- Economical standard duty bins constructed of durable corrugated fibreboard
- Ideal for storing any loose small parts
- Assembled easily without staples or tape, just fold
- Bins are designed to hang from the shelf for hands-free access
- Bin dividers not included
- Qty per case: 100
- Shipped knocked down



12" DEEP PARTS BINS

| Model No. | Ctn. Wt. lbs. | Model No. | Ctn. Wt. lbs. | Dimensions W" x H" |
|-----------|---------------|-----------|---------------|--------------------|
| CG168 | 17 | CG176 | 22 | 2 x 4 1/2 |
| CG169 | 19 | CG177 | 27 | 3 x 4 1/2 |
| CG170 | 20 | CG178 | 30 | 4 x 4 1/2 |
| CG171 | 25 | CG179 | 38 | 6 x 4 1/2 |
| CG172 | 31 | CG180 | 45 | 8 x 4 1/2 |
| CG175 | 36 | N/A | - | 9 x 4 1/2 |
| CG173 | 38 | CG181 | 50 | 10 x 4 1/2 |
| CG174 | 44 | CG182 | 57 | 12 x 4 1/2 |

18" DEEP PARTS BINS

Standard Corrugated Bins & Dividers



Removable dividers ease handling

3-5/8" DEEP REMOVABLE DIVIDERS

| Model No. | Dimensions W" x H" | Ctn. Wt. lbs. | Model No. | Dimensions W" x H" | Ctn. Wt. lbs. |
|-----------|--------------------|---------------|-----------|--------------------|---------------|
| CG183 | 1 3/4 x 4 1/8 | 7 | CG186 | 7 3/4 x 4 1/8 | 22 |
| CG189 | 2 3/4 x 4 1/8 | 9 | CG187 | 9 3/4 x 4 1/8 | 27 |
| CG184 | 3 3/4 x 4 1/8 | 10 | CG188 | 11 3/4 x 4 1/8 | 31 |
| CG185 | 5 3/4 x 4 1/8 | 14 | | | |

ALL-PURPOSE STORAGE TUBS

- All tubs are super easy to clean and dishwasher safe
- Virgin grade materials afford lifetime protection against bacteria, mold, mildew, and product degradation
- All-purpose tubs provide a storage, cleaning, and transportation solution for multiple applications
- Built in handles are ergonomically designed for comfortable and easy grip and handling
- All tubs nest when empty saving valuable workspace
- Material: Plastic



CG190



CG208



CG203



| Model No. | Mfg. No. | Colour | Dimensions W" x D" x H" |
|----------------------|--------------|--------|--------------------------|
| FLAT-BOTTOM | | | |
| CG190 | FSB-1295BK | Black | 12-1/16 x 9-1/16 x 5-1/8 |
| CG191 | FSB-1295BN | Brown | 12-1/16 x 9-1/16 x 5-1/8 |
| CG192 | FSB-1295GY | Grey | 12-1/16 x 9-1/16 x 5-1/8 |
| CG199 | FSB-20155BK | Black | 20 x 15 x 5 |
| CG201 | FSB-20155GY | Grey | 20 x 15 x 5 |
| CG206 | FSB-21155BK | Black | 21 x 15 x 5 |
| CG207 | FSB-21155BN | Brown | 21 x 15 x 5 |
| CG208 | FSB-21155GY | Grey | 21 x 15 x 5 |
| RIBBED-BOTTOM | | | |
| CG202 | FSB-20155RBL | Black | 20 x 15 x 5 |
| CG203 | FSB-20155RBL | Blue | 20 x 15 x 5 |
| CG204 | FSB-20155RBN | Brown | 20 x 15 x 5 |
| CG205 | FSB-20155RGY | Grey | 20 x 15 x 5 |

PARTS STORAGE SHELVING UNITS

- Provides a versatile heavy-duty storage facility for parts storage bins
- 40" high unit c/w 48-4" bins
- 76" high unit c/w 96-4" bins
- Available with plastic shelf bins, fibreboard bins or shelving only
- Grey enamel finish
- Shipped knocked down



| Model No. | W" | Dimensions x D" x H" | Bin Type | Wt. lbs. |
|-----------|----|----------------------|--------------------------------------|----------|
| CF048 | 36 | x 12 x 40 | Corrugated Bins | 90 |
| CF049 | 36 | x 12 x 40 | Blue Plastic Bins | 96 |
| CF050 | 36 | x 12 x 40 | Red Plastic Bins | 96 |
| CF051 | 36 | x 12 x 40 | Yellow Plastic Bins | 96 |
| RK203 | 36 | x 12 x 40 | Interlok Parts Storage Shelving Unit | 80 |
| CF184 | 36 | x 12 x 76 | Corrugated Bins | 163 |
| CF053 | 36 | x 12 x 76 | Blue Plastic Bins | 176 |
| CF054 | 36 | x 12 x 76 | Red Plastic Bins | 176 |
| CF055 | 36 | x 12 x 76 | Yellow Plastic Bins | 176 |
| RK241 | 36 | x 12 x 76 | Interlok Parts Storage Shelving Unit | 144 |

PLASTIC LATCH CONTAINERS

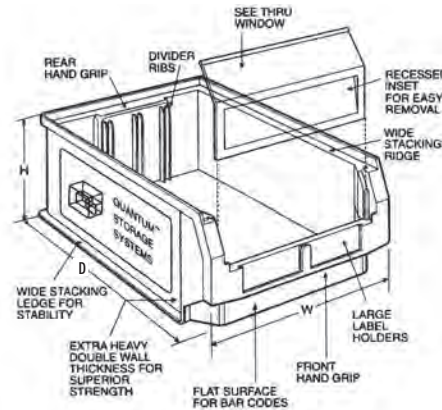
- Feature heavy-duty latches on each end that snap lock providing a tight and secure fit
- Injection molded from durable, high impact polypropylene
- Volume: 7 gallons
- Capacity: 50 lbs.



| Model No. | Colour | Dimensions W" x D" x H" | Weight lb |
|-------------------|--------|-------------------------|-----------|
| CONTAINERS | | | |
| CG053 | Black | 15-7/8 x 21 x 7-3/4 | 2 |
| CG054 | Clear | 15-7/8 x 21 x 7-3/4 | 2 |
| LIDS | | | |
| CG055 | Black | 15-7/8 x 21 | |
| CG056 | Clear | 15-7/8 x 21 | |

GIANT STACKING CONTAINERS

- Injection-molded from high density polyethylene
- Extra heavy, double wall thickness with interlock preformed lip allows containers to stack securely
- Molded carrying handle on backside
- Molded-in divider and label slots
- Optional windows available
- Can withstand temperatures ranging from -40° to 250°F
- Waterproof, will not rust or corrode
- Unaffected by chemicals and solvents
- Mobile bin comes with 2 swivel and 2 swivel with brakes 3" casters
- 250-lb. mobile capacity
- 150-lb. stack capacity



| Model No. | | | | Mfg. No. | Outside Dimensions | | | Qty /Case |
|-----------|--------|--------|--------|-------------|--------------------|----------|----------|-----------|
| Blue | Green | Red | Yellow | | W" | D" | H" | |
| CC361 | CC362 | CC363 | CC364 | QMS531 | 12 3/8 | x 19 3/4 | x 5 7/8 | 6 |
| CC365 | CC366 | CC367 | CC368 | QMS532 | 12 3/8 | x 19 3/4 | x 7 7/8 | 6 |
| CC369 | CC370 | CC371 | CC372 | QMS533 | 12 3/8 | x 19 3/4 | x 11 7/8 | 3 |
| CC373 | CC374 | CC375 | CC376 | QMS543 | 18 3/8 | x 19 3/4 | x 11 7/8 | 3 |
| CC377* | CC378* | CC379* | CC380* | QMS743 | 18 3/8 | x 29 | x 11 7/8 | 1 |
| CC447* | CC449* | CC448* | CC450* | QMS843MOB** | 18 3/8 | x 29 | x 11 7/8 | 1 |

* Includes heavy-duty spread bar for extra strength and support. ** Mobile bins

| Divider Model No. | Qty /Case | Window Model No. | Qty /Case |
|-------------------|-----------|------------------|-----------|
| CC381 | 6 | CC385 | 12 |
| CC382 | 6 | CC386 | 6 |
| CC383 | 3 | CC387 | 6 |
| CC384 | 3 | CC388 | 6 |
| - | - | - | - |
| - | - | - | - |

GIANT STACKING CONTAINERS

- Designed for multiple applications in recycling, storing parts, tools and warehouse items
- Will stack up to 6 high creating sturdy, tall storage systems
- Large grip side handles
- Extra thick side walls with reinforcing ribs allow for 100 lbs. stack capacity per bin
- Six 1/4" drill holes in bottom allow for drainage
- Outside dimensions: QGH700: 19 7/8" W x 15 1/4" D x 12 7/16" H
QGH600: 10 7/8" W x 17 1/2" D x 12 1/2" H
QGH800: 16 1/2" W x 17 1/2" D x 12 1/2" H



| Grey | Blue | Model No. Ivory | Black | Red | Mfg. No. |
|-------|-------|--------------------|-------|-------|-------------|
| CB838 | CB839 | CB841 | CB842 | CC305 | QGH700 |
| CD575 | CD576 | - | - | CD577 | QGH600 |
| CD578 | CD579 | - | - | CD580 | QGH800 |

CLEAR WINDOW

| Model No. |
|-----------|
| CB843 |
| CD581 |
| CD582 |



QUANTUM™ HULK CONTAINERS

- Heavy-duty injection-molded polypropylene stackable containers
- Organize and store your larger bulky items
- Extra large stacking containers offer a generous 2 to 2 1/2' in length to store your larger items
- Ideal for back-to-back use on 48" pallet rack or heavy-duty, extra deep shelving, and are available in a variety of widths and heights
- Heavy-duty front, back and side grips allow for easy handling
- Optional clear plastic window increases bin capacity and provides a quick view of the bin contents
- Optional dividers maximize flexibility and keep contents organized
- Wide stacking ledge and anti-slide lock keep stacked bins steady and prevent forward shifting
- Waterproof bins resist rust and corrosion
- Bins are autoclavable up to 250°F and are resistant to extreme cold
- Do not hang on louvered panels or rail systems



| Model No. | | | | Mfg. No. | Outside Dimensions | | |
|-----------|-------|--------|-------|----------|--------------------|----------|------|
| Blue | Red | Yellow | Clear | | W" | D" | H" |
| CD545 | CD546 | CD547 | CF525 | QUS950 | 8 1/4 | x 23 7/8 | x 7 |
| CD548 | CD549 | CD550 | CF526 | QUS951 | 8 1/4 | x 23 7/8 | x 9 |
| CD551 | CD552 | CD553 | CF527 | QUS952 | 11 | x 23 7/8 | x 7 |
| CD554 | CD555 | CD556 | CF528 | QUS953 | 11 | x 23 7/8 | x 10 |
| CD557 | CD558 | CD559 | CF529 | QUS954 | 16 1/2 | x 23 7/8 | x 11 |
| CD560 | CD561 | CD562 | CF530 | QUS955 | 18 1/4 | x 23 7/8 | x 12 |
| CF196 | CF197 | CF198 | - | QUS970 | 8 1/4 | x 29 7/8 | x 7 |
| CF199 | CF200 | CF201 | - | QUS973 | 11 | x 29 7/8 | x 10 |
| CF202 | CF203 | CF204 | - | QUS974 | 16 1/2 | x 29 7/8 | x 11 |
| CF205 | CF206 | CF207 | - | QUS975 | 18 1/4 | x 29 7/8 | x 12 |
| CF208 | CF209 | CF210 | - | QUS976 | 16 1/2 | x 29 7/8 | x 15 |

| Divider Model No. | Window Model No. |
|-------------------|------------------|
| CD563 | CD569 |
| CD564 | CD570 |
| CD565 | CD571 |
| CD566 | CD572 |
| CD567 | CD573 |
| CD568 | CD574 |
| - | CD569 |
| - | CD572 |
| - | CD573 |
| - | CD574 |
| - | CF211 |

FDA APPROVED POLY CONTAINERS

BUS/UTILITY BOXES

- Made of durable, commercial grade plastic
- Reinforced handles, bottom and ribs for added strength
- Material: Plastic



| Model No. | Mfg. No. | Dimensions | | | | | Colour |
|-----------|--------------|------------|---|------|---|----|--------|
| | | L" | x | W" | x | H" | |
| CD445 | FG334992GRAY | 20 | x | 15 | x | 5 | Grey |
| CD446 | FG334900WHT | 20 | x | 15 | x | 5 | White |
| CF692 | FG335192GRAY | 21.5 | x | 17.1 | x | 7 | Grey |
| CF689* | FG335000BRN | 21.5 | x | 17.1 | x | 7 | Brown |

*Divided

GENERAL PURPOSE PAILS

- Snap on lids available:
Dry seal type or gasket type for liquid handling
- Galvanised steel handles except CB040



ROPAK

| Model No. | Description | Dimensions | | Lid Type | Wt. lbs. |
|-----------|--|------------|----------|----------|----------|
| | | Dia" | x W" | | |
| CB040 | 4-L Pail w/Plastic Handle | 8 1/4 | x 6 | - | 0.5 |
| CB039 | Lid for Pails 4, 5, 6 L w/Static Joint | 8 1/2 | x 1/2 | Gasket | 0.2 |
| CB043 | 11.4-L Pail w/Metal Handle | 11 | x 9 | - | 1.1 |
| CB041 | Lid for Pails 11.4 L w/o Static Joint | 11 3/8 | x 5/8 | Dry Seal | 0.3 |
| CB046 | 20-L Pail w/Metal Handle | 11 7/8 | x 15 3/8 | - | 2.0 |
| CC426 | Lid for 20-L pail | 12 1/2 | x 5/8 | Dry Seal | 0.4 |
| CB045 | Heavy-duty Lid for 20 and 23-L Pails w/Pouring Spout | 12 1/8 | x 3/4 | Gasket | 0.6 |

ROUND STORAGE CONTAINERS

- Large ergonomic pull-tab lids makes for easy opening
- Double seal lids help minimize leaking, spoilage and spills
- Dishwasher safe, durable plastic construction
- Ergonomic, easy-grip handles for comfort and control
- Lids sold separately



CONTAINERS

| Model No. | White | Clear | Description | Capacity | Wt. lbs. |
|-----------|-------|-------|-------------------------|---------------|----------|
| CB583 | CB584 | | Round storage container | 2 qt/1.89 L | 0.35 |
| CB585 | CB586 | | Round storage container | 4 qt/3.79 L | 0.58 |
| CB587 | CB588 | | Round storage container | 6 qt/5.68 L | 0.73 |
| CB589 | CB590 | | Round storage container | 8 qt/7.57 L | 0.85 |
| CB591 | CB592 | | Round storage container | 12 qt/11.36 L | 1.25 |
| CB593 | CB594 | | Round storage container | 18 qt/17.03 L | 1.8 |
| CB599 | CB600 | | Round storage container | 22 qt/20.82 L | 2.4 |

LIDS

| Model No. | Description | Wt. lbs. |
|-----------|--|----------|
| CB595 | Bright yellow lid, fits CB583, CB584, CB585, CB586 | 0.22 |
| CB596 | Bright yellow lid, fits CB587, CB588, CB589, CB590 | 0.28 |
| CB597 | Bright yellow lid, fits all other containers | 1 |

BRUTE® CONTAINERS

- Extra strong polyethylene construction withstands bumps and kicks; will not rust, chip or peel
- Nest for easy storage and cleans easily due to seamless construction
- Pro-Touch™ handle grips allow for comfortable gripping and lifting
- Four cinches on container enable users to secure bags to container
- Internal venting channels allow for easy removal of garbage bags
- Accepted for use in Canadian food processing facilities
- Colour: White



NA686



NA684



| Model No. | Mfg. No. | Capacity US Gal. | Dimensions | | lbs. | Wt. Model No. Flat Tops |
|-----------|----------|------------------|------------|----------|------|-------------------------|
| | | | Dia." | x H" | | |
| NA686 | 2610 | 10 | 15 5/8 | x 17 1/8 | 3 | NA684 |
| NA692 | 2620 | 20 | 19 1/2 | x 22 7/8 | 7 | NA688 |
| NA699 | 2632 | 32 | 22 | x 27 1/4 | 11 | NA695 |

GREENSKEEPER® CONTAINER

- Ideal for washing, draining and storing produce
- Built-in reservoir lets water drain continuously
- Seamless construction is easy to clean
- FDA compliant
- HACCP Compliant
- Includes dolly and lid



JD984



| Model No. | Capacity | Volume Capacity | Dimensions | | |
|-----------|----------|-----------------|------------|---|----------|
| | | | Height | x | Diameter |
| JD984 | 75.7 L | 20 gal. | 33.5" | x | 22.5" |
| JD985 | 121.1 L | 32 gal. | 38.35" | x | 25" |

PROSAVE™ MOBILE INGREDIENT BINS WITH 32-OZ. SCOOP

- Seamless construction, rounded corners and smooth walls make these bins easy to clean and bacteria free
- Clear, see-through lid with slide-back feature ideal for placing bin under counters
- Includes a scoop hook allowing scoop to be stored in bin and out of product, an ideal solution where cross contamination is a concern, and a 32-oz scoop
- USDA meat and poultry listed
- NSF Certified
- Made of FDA compliant materials



| Model No. | Description | Capacity Cu. ft. | Dimensions | | | |
|-----------|-------------|------------------|------------|---------|------|--|
| | | | L" | x W" | x H" | |
| CA616 | Slant front | 2 3/4 | 29.25 | x 13.13 | x 28 | |
| CA617 | Slant front | 3 1/2 | 29.50 | x 15.50 | x 28 | |
| CA618 | Slant front | 4 1/8 | 29.75 | x 18 | x 28 | |

STACK-N-NEST CONTAINERS

AGRICULTURAL PLASTIC STACK-N-NEST CONTAINER

- Used for field harvest, in-plant handling, staging and processing of fruits and vegetables
- High quality, impact resistant, durable and reusable hand-held container
- Ventilated design can easily be cleaned and sanitized
- Ideal for moist environments
- Stacks securely with bail arm engaged
- Fits 4-up on standard 40 x 48 pallets
- Nests when empty
- Material: Plastic
- FDA approved
- Fully recyclable
- Colour: Beige

ORBIS



CF927

| Model No. | Mfg. No. | Overall Dim. W" x D" x H" | Bottom dim L" x W" | Inside Top Dim. L" x W" | Inside Bottom Dim. L" x W" |
|-----------|----------|---------------------------|--------------------|-------------------------|----------------------------|
| CF926 | AF-1 | 20.3 x 24 x 6.8 | 21.4 x 17.8 | 22.5 x 19 | 20.9 x 17.5 |
| CF927 | AF-21 | 20 x 24 x 13.4 | 21.3 x 17.9 | 22.4 x 19 | 20.7 x 17.3 |

AGRICULTURAL PLASTIC STACK-N-NEST CONTAINER

- High quality, impact resistant, durable and reusable hand-held container
- Used in field harvesting
- Ventilated design can easily be cleaned and sanitized
- Stacks when full
- Nests when empty
- Fits 5-up on a standard 40 x 48 pallet
- Material: Plastic
- FDA approved
- Fully recyclable



ORBIS

| Model No. | Mfg. No. | Overall Dim. W" x D" x H" | Bottom dim L" x W" | Inside Top Dim. L" x W" | Inside Bottom Dim. L" x W" |
|-----------|-----------|---------------------------|--------------------|-------------------------|----------------------------|
| CF928 | SNX2416-7 | 16 x 23.9 x 7.3 | 22.3 x 14.5 | 19.7 x 15.7 | 20.2 x 12.3 |

PLASTIC DAIRY CASE

- Reusable case maintains its shape and performance through stacking, pressure washing and transportation
- Reinforced base and corners allows for cases to be stacked
- Universally compatible
- Fits 9-up on standard 40 x 40 dairy pallet
- Inside Dimensions: 12-1/10" L x 12-1/10" W
- Approvals: FDA-Approved
- Capacity: 40 lbs.
- Fully recyclable



ORBIS

| Model No. | Mfg. No. | Overall Dim. H" x W" x D" |
|-----------|--------------|---------------------------|
| CF932 | NPL004-BLACK | 11 x 13-1/10 x 13-1/10 |

CUTLERY BOX

- Four deep rounded compartments stores a large quantity of cutlery

Model No. JN524



STACK-N-NEST PLASTIC CONTAINERS

- Polyewton® Stack-N-Nest containers used in general manufacturing, food processing and distribution applications
- Injection-molded from high-impact polyolefins
- Will not rust, rot or corrode, resist damaging effects of oil, most chemical solvents, water and steam
- Stack without lids
- Nest at alternating 180° positions when empty
- Withstands wide temperature variances
- Easily cleaned

Blue & grey bins made of FDA compliant materials



CC861

CC868



CC872

CC863

LEWIS BINS+



CA345



CA343

CONTAINERS

| LIDS | | | | | | | | | | LIDS | | | | | | | |
|-------|---------------|-------|-----------|------------------|---|------|---|---------------------|------|------|---------------|---------------|----------|------|---------------|-------|-------|
| Grey | Model No. Red | Blue | Mfg. No. | Outside Dim. Top | | | | Outside Dim. Bottom | | | Volume cu.ft. | Nesting Ratio | Wt. lbs. | Grey | Model No. Red | Blue | |
| | | | | L" | x | W" | x | H" | L" | x | W" | | | | | | |
| CA341 | CC859 | CC868 | SN2012-6 | 20.1 | x | 13.0 | x | 6.2 | 18.5 | x | 11.5 | 0.6 | 2.1:1 | 2.1 | CA334 | CC877 | CC883 |
| CA344 | CC860 | CC869 | SN2414-8 | 24.0 | x | 14.1 | x | 7.9 | 21.8 | x | 11.5 | 1.1 | 4:1 | 3.4 | CA337 | CC880 | CC886 |
| CA342 | CC861 | CC870 | SN2013-12 | 19.4 | x | 12.9 | x | 12.1 | 17.3 | x | 10.9 | 1.3 | 4:1 | 3.8 | CA335 | CC878 | CC884 |
| CA343 | CC862 | CC871 | SN2117-12 | 21.0 | x | 17.0 | x | 12.0 | 18.8 | x | 15.0 | 1.8 | 4:1 | 5.0 | CA336 | CC879 | CC885 |
| CA346 | CC863 | CC872 | SN2618-10 | 26.1 | x | 18.7 | x | 10.5 | 24.0 | x | 15.9 | 2.1 | 4:1 | 5.4 | CA339 | CC882 | CC888 |
| CA348 | CC864 | CC873 | SN3022-6 | 29.6 | x | 22.4 | x | 6.1 | 28.3 | x | 21.0 | 2.1 | 4:1 | 4.8 | - | - | - |
| CA347 | CC865 | CC874 | SN2818-10 | 28.4 | x | 18.7 | x | 10.5 | 26.0 | x | 15.9 | 2.3 | 4:1 | 5.8 | - | - | - |
| CA345 | CC866 | CC875 | SN2420-13 | 24.0 | x | 20.0 | x | 13.0 | 21.6 | x | 17.7 | 2.7 | 4:1 | 6.1 | CA338 | CC881 | CC887 |
| CA349 | CC867 | CC876 | SN3024-15 | 30.1 | x | 24.0 | x | 15.1 | 27.0 | x | 21.0 | 4.7 | 4.5:1 | 11.0 | - | - | - |

TOTES & CONTAINERS

STACK & NEST TOTES

- Will stack with or without lids for maximum storage and shipping
- Ability to stack and can be turned 180° to nest when empty
- Textured bottoms ensure safe and easy, non-slip grip transit on conveyors
- Injection-molded from high-density polyethylene material
- Will not rust, corrode or bend out of shape
- Are unaffected by chemicals and are waterproof

- Fit on standard 48" x 40" pallets
- Can withstand temperature ranges from -10°F to 250°F
- Ribs under lip prevent jamming when nested
- Handle grips on either side
- Made of FDA compliant materials



Optional lids protect container contents. As pictured, lids can be fastened and locked for added security



All nine sizes of totes have the ability to use the optional clear label holder. It securely attaches to SNT with or without lid for easy part identification.

CONTAINERS

| CONTAINERS | | | | | | | | | | | | | | COVERS | | | | |
|------------|----------------|-------|----------|--------------------|---|--------|---|----|-------------------|---|--------|---|--------|-----------|-------|----------------|-------|-----------|
| Blue | Model No. Grey | Red | Mfg. No. | Outside Dimensions | | | | | Inside Dimensions | | | | | Qty /Case | Blue | Model No. Grey | Red | Qty /Case |
| | | | | L" | x | W" | x | H" | L" | x | W" | x | H" | | | | | |
| CC315 | CC316 | CC317 | SNT180 | 18 | x | 11 | x | 6 | 15 1/4 | x | 9 3/8 | x | 5 7/8 | 6 | CC342 | CC343 | CC344 | 6 |
| CC318 | CC319 | CC320 | SNT185 | 18 | x | 11 | x | 9 | 15 1/8 | x | 9 1/8 | x | 8 7/8 | 6 | CC342 | CC343 | CC344 | 6 |
| CC321 | CC322 | CC323 | SNT190 | 19 1/2 | x | 15 1/2 | x | 10 | 16 | x | 13 1/4 | x | 9 7/8 | 6 | CC345 | CC346 | CC347 | 6 |
| CC324 | CC325 | CC326 | SNT195 | 19 1/2 | x | 15 1/2 | x | 13 | 15 7/8 | x | 13 3/8 | x | 12 7/8 | 6 | CC345 | CC346 | CC347 | 6 |
| CC327 | CC328 | CC329 | SNT200 | 19 1/2 | x | 13 1/2 | x | 8 | 16 3/8 | x | 11 1/2 | x | 7 7/8 | 6 | CC348 | CC349 | CC350 | 6 |
| CC330 | CC331 | CC332 | SNT225 | 23 1/2 | x | 19 1/2 | x | 10 | 19 3/8 | x | 16 7/8 | x | 9 7/8 | 3 | CC351 | CC352 | CC353 | 3 |
| CC333 | CC334 | CC335 | SNT230 | 23 1/2 | x | 19 1/2 | x | 13 | 19 1/2 | x | 16 7/8 | x | 12 7/8 | 3 | CC351 | CC352 | CC353 | 3 |
| CC336 | CC337 | CC338 | SNT240 | 23 1/2 | x | 15 1/2 | x | 12 | 19 5/8 | x | 13 | x | 11 7/8 | 3 | CC354 | CC355 | CC356 | 3 |
| CC339 | CC340 | CC341 | SNT300 | 29 1/2 | x | 19 1/2 | x | 15 | 25 1/8 | x | 16 5/8 | x | 14 7/8 | 3 | CC357 | CC358 | CC359 | 3 |

Model No. CC360

Label holder, accommodates up to 3" x 5". Fits all SNT containers.

JUMBO PLASTIC CONTAINERS

- Extra-large size provides massive amount of storage capacity
- Guaranteed unbreakable and distortion-free from -40°C to 120°C
- Unaffected by oil, alkaline, and most acids
- Nesting design allows for minimal storage space when not in use
- Stackable for added space savings, up to four high
- Outside Dimensions: 15 1/2" W x 25" D x 13" H
- Capacity: 200 lbs.

| Model No. | Colour |
|-----------|--------|
| CF328 | Blue |
| CF330 | Yellow |

| Model No. | Colour |
|-----------|--------|
| CF329 | Green |
| CF327 | Red |

KLETON



QUANTUM NESTING TOTES

- High-density polyethylene
- Rolled top rim for comfortable grip
- Eight 1/4" position drill holes on bottom allow for drainage
- Dimensions: 24 1/2" L x 19" W x 9 1/2" H
- Made of FDA approved materials

Model No. CD244 Grey

Model No. CD434 Blue



COLLAPSIBLE CONTAINERS

- Polypropylene construction
- Collapses to 21" L x 14" W x 2" H for convenient storage
- Open dimensions: 21" L x 14" W x 10 1/2" H
- Reinforced base for added durability
- 16 heavy-duty steel pins built in for increased strength
- Capacity: 160 lbs.

Model No. CF326

KLETON



STAKPAK & DIVIDER BOX CONTAINERS

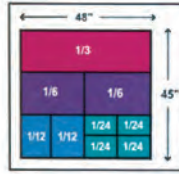
STAKPAK PLUS 4845 SYSTEM CONTAINERS

- Stack-only, injection molded, straight-wall modular containers
- High-density polyethylene (HDPE)
- Reinforced external ribbing adds maximum stacking strength

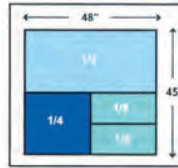
- Smooth, straight interior walls provide maximum space utilisation and easy cleaning
- Modular design optimizes cube on standard 45" x 48" pallet, allows for mixing and matching of various sizes

- Ergonomically designed handles for comfort and safety
- Containers hold up under temperatures from -10°F to 120°F
- Optional cardholders available

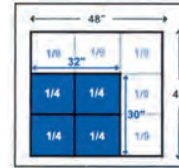
ORBIS



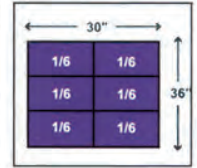
48" x 15" (1/3)
24" x 15" (1/6)
12" x 15" (1/12)
12" x 7" (1/24)



48" x 22" (1/2)
24" x 22" (1/4)
24" x 11" (1/8)



16" x 15" (1/4)
on AIAI 30" x 32"
15" x 15" (1/9)
on AIAI 45" x 48"



12" x 15" (1/6)

| Model No. | | | Pallet Modularity (AIAI) | | Outside Dimensions | | Total Container Height" | Product Clearance" | Volume cu.ft. | 48' Trailer Capacity (containers) | Wt. lbs. | Lids Model No. | | | Cardholder Model No. |
|---------------------------|-------|--------------------|--------------------------|-----------|--------------------|----------------|-------------------------|--------------------|---------------|-----------------------------------|----------|----------------|-------|------------|----------------------|
| Medium Green | Grey | Royal Blue | 30" x 36" | 45" x 48" | L" x W" | Bottom L" x W" | | | | | | Medium Green | Grey | Royal Blue | |
| STAKPAK CONTAINERS | | | | | | | | | | | | | | | |
| CA498 | CA499 | CC112 | 1/12 | 1/24 | 12.0 x 7.4 | 12.0 x 7.4 | 5.0 | 4.5 | 0.1 | 8640 | 1.1 | - | CA488 | - | CA448 |
| CA500 | CA501 | CC113 | 1/6 | 1/12 | 12.0 x 15.0 | 12.0 x 15.0 | 5.0 | 4.4 | 0.3 | 4320 | 1.6 | CA489 | CA490 | CC121 | CA448 |
| CA502 | CA503 | CC114 | 1/6 | 1/12 | 12.0 x 15.0 | 12.0 x 15.0 | 7.5 | 6.8 | 0.5 | 3456 | 2.2 | CA489 | CA490 | CC121 | CA449 |
| CA504 | N/A | N/A | 1/6 | 1/12 | 12.0 x 15.0 | 12.0 x 15.0 | 9.5 | 8.8 | 0.6 | 2304 | 2.5 | CA489 | CA490 | CC121 | CA449 |
| CA507 | CA508 | CC116 | - | 1/6 | 24.0 x 15.0 | 24.0 x 15.0 | 5.0 | 4.5 | 0.7 | 2592 | 3.0 | CA491 | CA492 | CC122 | CA448 |
| CA509 | CA510 | CC117 | - | 1/6 | 24.0 x 15.0 | 24.0 x 15.0 | 7.5 | 6.8 | 1.1 | 1728 | 3.6 | CA491 | CA492 | CC122 | CA449 |
| CA511 | CA512 | CC118 | - | 1/6 | 24.0 x 15.0 | 24.0 x 15.0 | 9.5 | 8.8 | 1.4 | 1296 | 4.4 | CA491 | CA492 | CC122 | CA449 |
| CA505 | CA506 | CC119 | - | 1/6 | 24.0 x 15.0 | 24.0 x 15.0 | 14.5 | 13.8 | 2.2 | 864 | 5.7 | CA491 | CA492 | CC122 | CA449 |
| STAKPAK LIDS | | | | | | | | | | | | | | | |
| - | CA488 | - | - | - | 12.0 x 7.4 | | | | | | 0.4 | | | | |
| CA489 | CA490 | CC121 | - | - | 12.0 x 15.0 | | | | | | 0.6 | | | | |
| CA491 | CA492 | CC122 | - | - | 24.0 x 15.0 | | | | | | 2.1 | | | | |
| CARDHOLDERS | | | | | | | | | | | | | | | |
| Model No. | | Dimensions L" x W" | | | | | | | | | | | | | |
| CA448 | | 8.5 x 4.0 | | | | | | | | | | | | | |
| CA449 | | 8.5 x 4.6 | | | | | | | | | | | | | |

* When containers are stacked on top of each other approximately 1/2" is lost to nesting.

DIVIDER BOX® CONTAINERS

- Divider Box® (DC) series containers are injection-molded HDPE
- DG series are injection-molded from high-density FDA approved polyethylene which resists most solvents and chemicals
- Large, flat areas on all four sides for content identification
- Comfort grip handle
- Stacking rims and multi-ribbed external sides provide high impact strength
- All containers can be divided into compartments by length and/or width
- Molded-in stacking ridge assures containers will stack securely with or without covers
- One set of cardholder snaps and security tie holes on two ends included on DC models only
- Full range of optional accessories available including hook and loop card holders for DG models and snap-on card holders for DC models, vertical dividers and covers
- Optional dolly (CF400) allows for easy transport



| CARDHOLDERS | | | | | | | | | | | | | | | | | |
|-------------|-------|------------|----------|--------------------|--------------------|--------------|-----------|--------------|-----------|---------------|----------|----------------|-------------|---------------|--|----------------------|----------------------------------|
| Model No. | | | Mfg. No. | Dimensions | | | Inside | | | Volume cu.ft. | Wt. lbs. | Short Dividers | | Long Dividers | | Clear Lids Model No. | Snap-On or Hook & Loop Model No. |
| Grey | Red | Light Blue | | L" x W" x H" | L" x W" x H" | L" x W" x H" | Model No. | No. of Slots | Model No. | | | No. of Slots | | | | | |
| CA562 | CC833 | CC846 | DC1025 | 10.8 x 8.3 x 2.5 | 9.2 x 6.6 x 2.5 | 0.07 | 0.5 | CA568 | 7 | CA571 | 5 | CA556** | CC314 | | | | |
| CC641 | CC934 | CC946 | DG91035 | 10.9 x 8.3 x 3.5 | 9.2 x 6.6 x 3.0 | 0.10 | 0.9 | CC659 | 7 | CC650 | 5 | CD437* | CF351 | | | | |
| CC642 | CC935 | CC947 | DG91050 | 10.9 x 8.3 x 5.0 | 9.2 x 6.6 x 4.5 | 0.19 | 1.2 | CC660 | 7 | CC651 | 5 | CD437* | CF352 | | | | |
| CA565 | CC836 | CC849 | DC2025 | 16.5 x 10.9 x 2.5 | 14.8 x 9.2 x 2.5 | 0.16 | 0.9 | CA571 | 11 | CA577 | 7 | CA561** | CC314 | | | | |
| CC643 | CC936 | CC948 | DG92035 | 16.5 x 10.9 x 3.5 | 14.9 x 9.3 x 3.0 | 0.24 | 1.42 | CC661 | 11 | CC652 | 7 | CD438* | CF351 | | | | |
| CC644 | CC937 | CC949 | DG92060 | 16.5 x 10.9 x 6.0 | 14.9 x 9.3 x 5.5 | 0.44 | 1.88 | CC662 | 11 | CC653 | 7 | CD438* | CF352 | | | | |
| CA566 | CC840 | CC853 | DC2070 | 16.5 x 10.9 x 7.0 | 15.0 x 9.3 x 7.0 | 0.51 | 1.7 | CA575 | 11 | CA581 | 7 | CA561** | CA446/CC314 | | | | |
| CC645 | CC938 | CC950 | DG92080 | 16.5 x 10.9 x 8.0 | 14.9 x 9.3 x 7.5 | 0.60 | 2.5 | CC663 | 11 | CC654 | 7 | CD438* | CF353 | | | | |
| CC646 | CC939 | CC951 | DG93030 | 22.5 x 17.5 x 3.0 | 20.6 x 15.6 x 2.5 | 0.44 | 2.5 | CC664 | 15 | CC655 | 11 | CD439* | CF351 | | | | |
| CA567 | CC842 | CC855 | DC3050 | 22.4 x 17.4 x 5.0 | 20.3 x 15.3 x 5.0 | 0.79 | 2.6 | CA584 | 15 | CA588 | 11 | - | CA446/CC314 | | | | |
| CC647 | CC940 | CC952 | DG93060 | 22.5 x 17.5 x 6.0 | 20.6 x 15.6 x 5.5 | 0.97 | 4 | CC665 | 15 | CC656 | 11 | CD439* | CF352 | | | | |
| CC648 | CC941 | CC953 | DG93080 | 22.5 x 17.5 x 8.0 | 20.6 x 15.6 x 7.5 | 1.32 | 4.67 | CC666 | 15 | CC657 | 11 | CD439* | CF353 | | | | |
| CC649 | CC942 | CC954 | DG93120 | 22.5 x 17.5 x 12.0 | 20.6 x 15.6 x 11.5 | 2.03 | 5.67 | CC667 | 15 | CC658 | 11 | CD439* | CF353 | | | | |

* Grey, red and blue covers available. ** Grey and blue covers available.

DISTRIBUTION CONTAINERS

These reusable, returnable, attached-lid containers are ideal for use in wholesale product distribution and as picking containers. Hinged covers with tight interlocking fit provide maximum security and protection. Containers stack with lids closed and nest with lids open for optimum use of space in trucks, trailers or on pallets. Pebble grain bottom surface provides extra traction on conveyors. Load capacity per container is a maximum of 70-75 lbs. Bottom container will support 250 to 300 lbs. when stacked. (Please inquire for exact load capacities). Flipak™ containers are available in polyethylene plastic (PE) and polypropylene plastic (PP).

FLIPAK® POLYETHYLENE PLASTIC (PE) DISTRIBUTION CONTAINERS

- High-density polyethylene (HDPE) construction offers maximum product protection from moisture, impact and chemicals



ORBIS

| Grey | Model No. | | Outside Dimensions | | | | | | Volume cu. ft. | Nesting Ratio | Wt. lbs. | | |
|----------------------|-----------|--------|--------------------|---|------|--------|------|------|-------------------|------------------|-------------|-------|------|
| | Red | Blue | Top | | | Bottom | | | | | | | |
| | | | L" | x | W" | x | H" | L" | x | W" | | | |
| LESS THAN 2.0 CU.FT. | | | | | | | | | | | | | |
| CA452 | - | CF265 | 11.8 | x | 9.8 | x | 7.7 | 9.3 | x | 7.0 | 0.3 | 2.8:1 | 2.1 |
| CA453 | - | CF266 | 15.2 | x | 10.9 | x | 9.7 | 12.8 | x | 7.8 | 0.6 | 4.0:1 | 3.0 |
| CA454 | - | - | 21.8 | x | 15.1 | x | 5.5 | 18.9 | x | 13.7 | 0.7 | 3.6:1 | 4.8 |
| CA455 | - | CF268 | 19.7 | x | 11.8 | x | 7.3 | 16.9 | x | 9.3 | 0.7 | 3.0:1 | 3.4 |
| CA456 | - | - | 20.6 | x | 13.5 | x | 6.5 | 18.2 | x | 11.7 | 0.8 | 2.1:1 | 5.2 |
| CA457 | - | - | 20.6 | x | 13.2 | x | 11.6 | 17.7 | x | 11.0 | 1.4 | 4.4:1 | 5.9 |
| CF559 | CF556 | CF557 | 21.9 | x | 15.2 | x | 9.3 | 19.1 | x | 13.3 | 1.3 | 4.4:1 | 5.0 |
| CA461 | - | CF273 | 22.3 | x | 13.0 | x | 12.8 | 19.1 | x | 10.9 | 1.6 | 3.8:1 | 6.2 |
| CA462 | CA463 | CF274 | 21.8 | x | 15.2 | x | 12.9 | 18.6 | x | 12.9 | 1.8 | 4.0:1 | 6.5 |
| CA464 | - | - | 23.5 | x | 15.7 | x | 13.0 | 19.9 | x | 13.0 | 1.9 | 4.5:1 | 6.9 |
| 2.0 CU.FT. & GREATER | | | | | | | | | | | | | |
| CG165* | CG164* | CG166* | 26.9 | x | 16.9 | x | 12.1 | 24.4 | x | 14.7 | 2.4 | 4.2:1 | 8.2 |
| CA468 | CA469 | CF277 | 23.9 | x | 19.6 | x | 12.6 | 21.1 | x | 17.1 | 2.7 | 5.3:1 | 8.4 |
| CA471 | - | - | 39.0 | x | 14.0 | x | 13.0 | 36.3 | x | 11.3 | 3.3 | 4.9:1 | 10.4 |
| CA475 | - | - | 30.0 | x | 22.0 | x | 20.5 | 27.4 | x | 19.4 | 6.1 | 4.0:1 | 17.0 |

*Dollies available for these sizes

FLIPAK® DOLLY

- Inside Dimensions: 24.4" L x 14.6" W
- Outside Dimensions: 26.9" L x 16.9" W
- Height Without Casters: 7"
- Allows for easy and efficient transport of multiple Flipak® containers
- High corner supports hold totes in place
- Dollies securely stack together
- Easily cleanable
- All-plastic construction is durable, increases service life and reduces product damage
- Rugged rubber casters withstand varying ground surfaces
- Standard 3" casters included
- Compatible with CG164-CG167

Model No. CF936



ORBIS

FLIPAK® CLEAR POLYPROPYLENE PLASTIC (PP) DISTRIBUTION CONTAINERS

- Offer all the same benefits as the polyethylene containers, plus provide easy content identification
- Polypropylene (PP) is the same family as polyethylene
- Polypropylene's advantages over polyethylene include its greater stiffness and elevated use
- Temperature range: 30°F - 150°F



ORBIS

| Model No. | Outside Dimensions | | | | | | Volume cu. ft. | Nesting Ratio | Wt. lbs. |
|----------------------|--------------------|-------------|----------------|-------|-----|--|----------------|---------------|----------|
| | L" x W" x H" | Top W" x H" | Bottom L" x W" | | | | | | |
| LESS THAN 2.0 CU.FT. | | | | | | | | | |
| CC128 | 11.8 x 9.8 x 7.7 | 9.3 x 7.0 | 0.3 | 2.8:1 | 2.1 | | | | |
| CC129 | 15.2 x 10.9 x 9.7 | 12.8 x 7.8 | 0.6 | 4.0:1 | 3.0 | | | | |
| CC130 | 19.7 x 11.8 x 7.3 | 16.9 x 9.3 | 0.7 | 3.0:1 | 3.4 | | | | |
| CF558 | 21.9 x 15.2 x 9.8 | 19.1 x 13.3 | 1.4 | 4.4:1 | 5.0 | | | | |
| CC132 | 21.8 x 15.2 x 12.9 | 18.6 x 12.9 | 1.8 | 4.0:1 | 6.2 | | | | |
| 2.0 CU.FT. & GREATER | | | | | | | | | |
| CG167* | 26.9 x 16.9 x 12.1 | 24.4 x 14.7 | 2.3 | 5.3:1 | 7.8 | | | | |

*Dollies available for these sizes

FLIP TOP PLASTIC DISTRIBUTION CONTAINERS

- Reusable containers are ideal for use in wholesale product distribution and as picking containers
- Hinged lids with tight interlocking fit provide added security and protection
- When lids are closed, containers can be easily stacked
- Nests with lids open for optimal use of space
- Volume Cu. Ft.: 1.8
- Height: 12.5"
- Width: 21.65"
- Depth: 15.5"



CG127



CG126

KLETON

| Model No. | Colour |
|-----------|--------|
| CG125 | Grey |
| CG126 | Red |
| CG127 | Blue |



CG125

ROTABIN STORAGE UNITS

- Revolving units allow for greater accessibility and visibility
- Shelves sit securely on ball bearings held with a solid steel pin
- Each shelf rotates smoothly and independently

17" DIAMETER


- Can be used on counter tops or workbenches
- Each shelf has 4 permanent compartments
- Can have up to 16 compartments per shelf using model **CA192** adjustable dividers
- Curved bottom facilitates removal of small parts
- Capacity: 60 lbs. per shelf

28" DIAMETER

- Six permanent 14 1/2" wide compartments per shelf
- Extra **CA221** dividers can be inserted on 1" centres
- Capacity: 500 lbs. per shelf

34" DIAMETER

- Five permanent 21" wide compartments per shelf
- Extra **CD463** dividers can be inserted on 1" centres
- Optional removable pans for 34" diameter units allow for easy parts inventory, restocking, transporting to work area or to get weighted
- Capacity: 500 lbs. per shelf



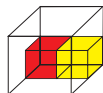
DURHAM MFG®
Est. 1922

| Model No. | No. of Shelves | No. of Pans* | Unit Height" | Wt. lbs. |
|---------------|--------------------|--------------|--------------|----------|
| UNIT ONLY 17" | | | | |
| CA188 | 4 | - | 18 1/2 | 25 |
| CA189 | 6 | - | 26 1/8 | 34 |
| CA190 | 8 | - | 34 1/2 | 43 |
| CA191 | 10 | - | 42 1/8 | 52 |
| CA192 | Adjustable Divider | | | |
| UNIT ONLY 28" | | | | |
| CA193 | 5 | - | 38 | 125 |
| CA194 | 6 | - | 41 | 144 |
| CA195 | 7 | - | 47 | 163 |
| CA196 | 8 | - | 53 | 182 |
| CA197 | 9 | - | 60 | 201 |
| CA198 | 10 | - | 66 | 220 |
| CA221 | Adjustable Divider | | | |
| UNIT ONLY 34" | | | | |
| CA225 | 4 | 60 | 35 | 135 |
| CA226 | 5 | 75 | 43 | 162 |
| CA227 | 6 | 90 | 50 | 188 |
| CA228 | 7 | 105 | 66 | 215 |
| CA229 | 8 | 120 | 66 | 240 |
| CD463 | Adjustable Divider | | | |
| CA258 | Grey Pans | | | |

* Max number of pans (pans not included)

PLASTIC DRAWER CABINETS

- Durable, high-impact polypropylene frame with clear polypropylene drawers and bins
- Heavy-duty reinforced construction
- See-through drawers come with dividers
- Pre-drilled holes on rear side allow easy wall mounting
- Drawer stops prevent bins from falling out
- Colour: Black



QUANTUM™
STORAGE
SYSTEMS

CG063



CG061



CG066

| Model No. | W" | x | Size D" | x | H" | No. of Drawers | Weight lbs. |
|-----------|--------|---|---------|---|--------|----------------|-------------|
| CG061 | 10-1/2 | x | 6-1/4 | x | 10-1/4 | 12 | 3 |
| CG062 | 15 | x | 6-1/4 | x | 18-3/4 | 18 | 5 |
| CG063 | 19-1/2 | x | 6-1/4 | x | 10 | 22 | 5 |
| CG064 | 15 | x | 6-1/4 | x | 18-3/4 | 39 | 6 |
| CG065 | 15 | x | 6-1/4 | x | 18-3/4 | 60 | 7 |
| CG066* | 15 | x | 6-1/4 | x | 18-3/4 | 30 | 6 |

* Contains 9 large open-front bins

MULTI-PURPOSE BINS

- Removable vertical dividers allow creation of multi-width compartments
- Scoop shelves allow contents to be removed easily
- Keyhole slots provide for wall mounting
- 36 bins (3 7/8" W x 4 5/8" D x 3 3/4" H)
- 23 3/4" W x 4 3/4" D x 23 3/4" H
- Weight: 25 lbs.
- Powder coat grey finish

Model No. CA161



DURHAM MFG®
Est. 1922

PARTS CABINETS

HEAVY-DUTY PARTS CABINETS

- New design allows 98% use of drawer space to store larger tools or materials
- Housed in an all-welded 22-gauge galvanized steel cabinet
- I.D. card with clear plastic shield and divider included with every drawer
- Steel tabs and drawer stoppers allow for full extension without risk of spilling
- Cabinet has either polystyrene or heavy-duty ABS beige drawers
- Grey enamel finish

KLETON

CA891



CF283

CA890



CC453



CA889



CD440



| Model No. | No. of Drawers | Drawer Description | Drawer Dimensions | | | Cabinet Dimensions | | | Wt. lbs. |
|-----------|----------------|--------------------|-------------------|---|-------------------|--------------------|---|--------------------|----------|
| | | | W" | x | D" x H" | W" | x | D" x H" | |
| CF311 | 18 | Polystyrene | 3-1/2 | x | 8-5/8 x 2-3/16 | 13-7/8 | x | 8-11/16 x 16-5/16 | 19 |
| CF312 | 20 | Polystyrene | 3-1/2 | x | 8-5/8 x 2-3/16 | 18-5/16 | x | 8-11/16 x 13-13/16 | 21 |
| CF313 | 25 | Polystyrene | 3-1/2 | x | 8-5/8 x 2-3/16 | 23-1/8 | x | 8-11/16 x 13-13/16 | 27 |
| CF314 | 40 | Polystyrene | 3-1/2 | x | 8-5/8 x 2-3/16 | 8-5/16 | x | 8-11/16 x 25-5/16 | 40 |
| CF315 | 75 | Polystyrene | 3-1/2 | x | 8-5/8 x 2-3/16 | 23-1/8 | x | 8-11/16 x 36-7/8 | 66 |
| CF304 | 15 | Polystyrene | 3-1/2 | x | 8-5/8 x 2-11/16 | 18-5/16 | x | 8-11/16 x 13-13/16 | 22 |
| CF305 | 16 | Polystyrene | 3-1/2 | x | 8-5/8 x 2-11/16 | 13-7/8 | x | 8-11/16 x 16-5/16 | 21 |
| CC453 | 32 | Polystyrene | 3-1/2 | x | 8-5/8 x 2-11/16 | 18-1/8 | x | 8-11/16 x 25-5/8 | 31 |
| CC454 | 60 | Polystyrene | 3-1/2 | x | 8-5/8 x 2-11/16 | 22-5/8 | x | 8-11/16 x 36-7/8 | 68 |
| CF298 | 16 | ABS | 4-11/16 | x | 8-5/8 x 2-11/16 | 23-1/8 | x | 8-11/16 x 13-13/16 | 24 |
| CA891 | 24 | ABS | 4-11/16 | x | 8-5/8 x 2-11/16 | 17-5/16 | x | 8-11/16 x 25-5/8 | 33 |
| CA892 | 48 | ABS | 4-11/16 | x | 8-5/8 x 2-11/16 | 22-5/8 | x | 8-11/16 x 36-7/8 | 58 |
| CD440* | 48 | ABS | 4-11/16 | x | 8-5/8 x 2-11/16 | 22-5/8 | x | 10-4/5 x 36-7/8 | 66.8 |
| CA889 | 30 | ABS | 5-7/8 | x | 9-13/16 x 3-5/16 | 21-1/8 | x | 10-1/2 x 36-3/4 | 58 |
| CA890 | 60 | Polystyrene | 5-14/16 | x | 9-13/16 x 1-5/8 | 21-5/16 | x | 10-3/8 x 36-7/8 | 60 |
| CF283 | 12 | ABS | 6-3/8 | x | 11-5/16 x 2-11/16 | 23 | x | 11-3/8 x 13-13/16 | 28 |
| CF285 | 36 | ABS | 6-3/8 | x | 11-5/16 x 2-11/16 | 23 | x | 11-3/8 x 36-7/8 | 60 |

* Comes with locking doors

HEAVY-DUTY INDUSTRIAL CAROUSEL DRAWER CABINETS

- Create your customized carousel cabinet
- Each level accommodates four parts cabinets with same height
- For a multiple tier cabinet (maximum three tiers), you require add-on-shelves and threaded rods as per the following:
One add-on-shelf **CF402** for each level of cabinets
14" rod required for each level of **CF312** or **CF305** cabinets
25" rod required for each level of **CC453** or **CF314** cabinets
- Rotational base allows for 800-lb. capacity
- All-welded 11-gauge steel base
- Durable Kleton grey enamel finish

| Model No. | Description | W" | | Dimensions x D" x H" | Wt. lbs. |
|-----------------------------|----------------------------|---------|---|----------------------|----------|
| 3 TIER CABINETS KITS | | | | | |
| CF405 | 192 Drawers | 27 | x | 27 x 48 | 392 |
| CF406 | 240 Drawers | 27 | x | 27 x 48 | 407 |
| CF407 | 384 Drawers | 27 | x | 27 x 80 | 497 |
| CF408 | 480 Drawers | 27 | x | 27 x 80 | 600 |
| COMPONENTS | | | | | |
| CF401 | Base and Top Cover | 27 1/2 | x | 27 1/2 x 4 | 80 |
| CF402 | Add-on Shelf | 27 1/2 | x | 27 1/2 x 1 | 18 |
| CF403 | Threaded Rod - 14" | 3/8 | x | - x 14 | 1 |
| CF404 | Threaded Rod - 25" | 3/8 | x | - x 25 | 1.5 |
| CF305 | Parts Cabinet - 16 Drawers | 18 5/16 | x | 8 11/16 x 13-13/16 | 21 |
| CF312 | Parts Cabinet - 20 Drawers | 18 5/16 | x | 8 11/16 x 14 | 21 |
| CC453 | Parts Cabinet - 32 Drawers | 18 5/16 | x | 8 11/16 x 25-5/16 | 31 |
| CF314 | Parts Cabinet - 40 Drawers | 18 5/16 | x | 8 11/16 x 25-5/16 | 40 |

KLETON

CF408 (Kit)



INCLUDES:

- 12 - **CF314** - Cabinet - 40 drawers
- 1 - **CF401** - Base and Top Cover
- 2 - **CF404** - Threaded Rod 25"
- 2 - **CF402** - Add-on Shelf

KPC-HD HEAVY-DUTY STEEL PARTS CABINETS

- New design allows 98% use of drawer space to store larger tools or materials
- Housed in all-welded galvanised steel cabinet
- Label with clear plastic cover and divider included with every drawer
- Grey enamel finish
- Drawer size: 6.5" W x 14.8" D x 4.1" H
- Heavy-duty ABS beige drawers
- Heavy-duty steel shelves provide extra durability



KLETON

| Model No. | No. of Drawers | Dimensions W" x D" x H" | Wt. lbs. |
|-----------|----------------|-------------------------|----------|
| CF323 | 30 | 34.6 x 15.7 x 34.6 | 119 |

KPC-700 STEEL PARTS CABINETS

- New design allows 98% use of drawer space to store larger tools or materials
- Housed in all-welded galvanised steel cabinet
- Label with clear plastic cover and divider included with every drawer
- Plastic tabs and drawer stoppers allow for full extension without risk of spilling
- Grey enamel finish
- Drawer size: 4.7" W x 8.6" D x 2.2" H
- Clear polystyrene drawers



CF319

KLETON

| Model No. | No. of Drawers | Dimensions W" x D" x H" | Wt. lbs. |
|-----------|----------------|----------------------------|----------|
| CF319 | 30 | 17-1/2 x 8-11/16 x 25-5/16 | 40 |
| CF320* | 60 | 23-1/8 x 8-11/16 x 36-7/8 | 71 |

*Wall mounting compatible using holes on backside of cabinet (Hardware not included)

HEAVY-DUTY DRAWER CABINETS

- Heavy-duty parts cabinets feature break resistant high impact clear plastic "scoop" drawers for easy removal of small parts, with two adjustable compartment dividers
- Drawers dimensions: 2 7/8" W x 5 1/2" D x 1 7/8" H
- Welded steel cabinets are finished in grey powder coat

DURHAM MFG
Est. 1922

| Model No. | No. of Drawers | Cabinet Dimensions W" x D" x H" | Wt. lbs. |
|-----------|----------------|---------------------------------|----------|
| CA899 | 64 | 25 1/2 x 6 1/2 x 21 3/4 | 34 |
| CA898 | 20 | 16 1/2 x 6 1/2 x 11 1/4 | 12 |



CA899



CA898

MODULAR PARTS CABINETS

- Organize and control small parts inventory
- Standard cabinets come with light grey polystyrene drawers that are virtually indestructible
- Transparent windows on drawer fronts
- Label holder on drawer pull allows for instant identification
- Comes with two removable dividers per drawer
- Stackable steel cabinet frames finished in grey baked enamel
- Cabinet frame dimensions: 17" W x 11" D x 11" H
- **Includes:** Two dividers and one label per drawer

CA853



CA854



CA857



CA858



CA856

| Model No. | No. of Drawers | Drawer Dimensions W" x D" x H" | Wt. lbs. |
|-----------|----------------|--------------------------------|----------|
| CA853 | 28 | 2 3/16 x 10 9/16 x 2 1/16 | 24 |
| CA854 | 20 | 3 3/16 x 10 9/16 x 2 1/16 | 21 |
| CA856 | 16 | 4 x 10 9/16 x 2 1/8 | 20 |
| CA857 | 15 | 3 3/16 x 10 9/16 x 3 1/16 | 20 |
| CA858 | 9 | 5 3/16 x 10 9/16 x 3 1/16 | 18 |

AKRO-MILS
CANADA

PARTS CABINETS

STEEL STORAGE BINS

- Pigeonhole type steel storage bin units organize small parts
- Best suited where space is limited and organization is crucial
- Produced of prime cold rolled steel
- Fully welded, will not warp, twist or sag
- Fully hemmed label holders provide adequate space for content identification
- Each divider is hemmed in a tear drop design to avoid sharp edges
- Doors with padlock attachment and bases to raise units are available with most models
- All units are 33 3/4" wide and are available in depths of 12" or 8 1/2"
- 12" deep units feature a 45° slope front for easy removal of parts
- Finished in grey powder coat

DURHAM MFG®
Est. 1922

Perfect for organizing your shop - can be filled with just about anything!

CA151



CA152

Doors for storage bins



CA151 with CA141 and CA157

CA154



Base for storage bins



CA157

CA136



CA149



CA133

| Model No. | W" | x | D" | x | H" | No. of Bins | Bin Dimensions W" | x | D" | x | H" | Wt. lbs. | Base Model No. | Door Model No. |
|---------------------------------|--------|---|-------|---|--------|-------------|-------------------|---|--------|---|-------|----------|----------------|----------------|
| 12" DEEP STORAGE BINS | | | | | | | | | | | | | | |
| CA133 | 33 3/4 | x | 12 | x | 11 1/2 | 16 | 4 | x | 11 7/8 | x | 5 1/8 | 25 | CA157 | - |
| CA134 | 33 3/4 | x | 12 | x | 19 1/4 | 18 | 5 3/8 | x | 11 7/8 | x | 6 3/8 | 38 | CA157 | - |
| CA136 | 33 3/4 | x | 12 | x | 23 7/8 | 24 | 5 3/8 | x | 11 7/8 | x | 5 1/2 | 44 | CA157 | - |
| CA149 | 33 3/4 | x | 12 | x | 23 7/8 | 40 | 4 | x | 11 7/8 | x | 4 1/2 | 50 | CA157 | - |
| CA151 | 33 3/4 | x | 12 | x | 42 | 42 | 5 3/8 | x | 11 7/8 | x | 5 1/2 | 71 | CA157 | CA141 |
| CA152 | 33 3/4 | x | 12 | x | 42 | 56 | 4 7/8 | x | 11 7/8 | x | 5 1/8 | 75 | CA157 | CA141 |
| CA154 | 33 3/4 | x | 12 | x | 42 | 72 | 4 | x | 11 7/8 | x | 4 1/2 | 68 | CA157 | CA141 |
| 8 1/2" DEEP STORAGE BINS | | | | | | | | | | | | | | |
| CA150 | 33 3/4 | x | 8 1/2 | x | 22 1/4 | 40 | 4 | x | 8 3/8 | x | 4 1/2 | 50 | CA158 | - |
| CA155 | 33 3/4 | x | 8 1/2 | x | 42 | 72 | 4 | x | 8 3/8 | x | 4 1/2 | 58 | CA158 | CA141 |

EZ-EDGE™ SELF ADHESIVE STRIPS

- Self adhesive strip featuring a bottom guide for easy installation and instant organization
- Made of heavy-duty UV treated PVC
- Clear front and black back are barcode compatible
- Can be trimmed to retro-fit many other bins and shelving products
- No inserts included
- Plastic Colour: Clear
- Thickness: 0.15625"
- Height: 1-1/8", Length: 32-5/8"


ALH
ALIGNER LABEL HOLDER

| Model No. | Description |
|-----------|---|
| CF798 | EZ-Edge™ Self Adhesive Strips - Pack of 5 |
| CF799 | EZ-Edge™ Self Adhesive Strips - Pack of 9 |

REPLACEMENT INSERTS

| | |
|-------|--|
| OK120 | Compatible with all EZ-Edge™ and Tri-Dex™ strips - Inserts per Package: 800 |
| OP955 | Compatible with all EZ-Edge™ and Shelf-Clip™ strips - Inserts per Package: 400 |





A. 48, 72 & 96-Drawer Cabinets,
Base included

INDUSTRIAL DRAWER CABINETS

- Provide a rugged modular storage system for small parts
- Select from a range of drawer capacities from 9 drawers to 96 drawers per cabinet
- Various drawer sizes are available including drawer heights of 2 3/4" and 3 1/2", and drawer depths of 11 1/8" and 17"
- Each drawer includes two adjustable dividers and full width handles
- Drawer sides are slotted to hold dividers

DURHAM MFG
Est. 1922



B. 18-Drawer Cabinets



D. 9-Drawer Cabinets



C. 24-Drawer Cabinets



E. 30-Drawer Cabinets

| Type | Model No. | No. of Drawers | Drawer Dimensions | | | | Cabinet Height" | Wt. lbs. | Replacement Drawers |
|------|-----------|-----------------------------------|-------------------|---|---------|---|-----------------|----------|---------------------|
| A | FI356 | 30 | 5 3/8" | x | 11 1/8" | x | 3 1/2" | 26 7/8 | CD661 |
| A | CA936 | 48 | 5 3/8" | x | 11 1/8" | x | 2 3/4" | 33 3/4 | CA921 |
| A | FI357 | 60 | 5 3/8" | x | 11 1/8" | x | 3 1/2" | 48 | CD661 |
| A | CA939 | 72 | 5 3/8" | x | 11 1/8" | x | 2 3/4" | 48 1/8 | CA921 |
| A | FI358 | 90 | 5 3/8" | x | 11 1/8" | x | 3 1/2" | 69 1/8 | CD661 |
| A | CA941 | 96 | 5 3/8" | x | 11 1/8" | x | 2 3/4" | 62 1/2 | CA921 |
| B | CA924 | 18 | 5 3/8" | x | 11 1/8" | x | 2 3/4" | 10 7/8 | CA921 |
| B | CA925 | 18 | 5 3/8" | x | 11 1/8" | x | 3 1/2" | 12 7/8 | CD661 |
| B | CA926 | 18 | 5 3/8" | x | 17" | x | 3 1/2" | 12 7/8 | CA923 |
| C | CA930 | 24 | 5 3/8" | x | 11 1/8" | x | 2 3/4" | 14 3/8 | CA921 |
| C | CA932 | 24 | 5 3/8" | x | 17" | x | 3 1/2" | 17 | CA923 |
| D | CA942 | 9 | 5 3/8" | x | 11 1/8" | x | 2 3/4" | 10 7/8 | CA921 |
| E | CA934 | 30 | 5 3/8" | x | 11 1/8" | x | 3 1/2" | 21 1/8 | CD661 |
| E | CA935 | 30 | 5 3/8" | x | 17" | x | 3 1/2" | 21 1/8 | CA923 |
| - | CA946 | Extra Divider for 2 3/4" H Drawer | | | | | | 0.1 | - |
| - | CA947 | Extra Divider for 3 1/2" H Drawer | | | | | | 0.1 | - |

HEAVY-DUTY 2-SIDED MOBILE CART/WORK STATIONS

- Two rigid and two swivel casters with locking brakes
- Sturdy tubular handle allows ease of mobility
- Rubber tray mat provides safe, secure, non-skid work surface
- Finished in rust and acid resistant grey powder coat
- Heavy-duty casters, capacity of 1000 lbs.
- Shipped fully welded

DURHAM MFG
Est. 1922



- Two 12-compartment bins back-to-back
- Overall dimensions: 34" W x 24" D x 32" H
- Ship weight: 139 lbs.

Model No. CD330



- Two 40-compartment bins back-to-back
- Overall dimensions: 34" W x 24" D x 32" H
- Ship weight: 159 lbs.

Model No. CD349



Front

- One lockable 4-compartment storage cabinet
- One storage bin with 12 compartments
- 12 easily dividable pull out storage drawers, six on each side
- Overall dimensions: 34" W x 24" D x 34" H
- Ship weight: 180 lbs.

Model No. M0070



Back

PARTS CABINETS


COMPARTMENT STEEL SCOOP BOXES

- Manufactured of prime cold-rolled steel
- Fixed compartment boxes
- Choose from between 8 and 32 fixed compartment boxes
- Small box dimensions: 13 3/8" W x 9 1/4" D x 2" H
- Large box dimensions: 18" W x 12" D x 3" H
- Finished in rust and acid resistant baked enamel
- Boxes have inserts of high impact plastic
- Inserts have rounded scoops, making it easy to remove small parts
- All models have covers designed to stay open
- See chart below for box configurations

DURHAM MFG®
Est. 1922



FIXED COMPARTMENT CONFIGURATIONS, ORDER BY NUMBER OF COMPARTMENTS



LARGE COMPARTMENT BOXES 18" W x 12" D x 3" H

SMALL COMPARTMENT BOXES 13 3/8" W x 9 1/4" D x 2" H

| Number of Compartments | Model No. | Wt. lbs. | Model No. | Wt. lbs. |
|------------------------|-----------|----------|-----------|----------|
| 8 | - | - | CB032 | 4 |
| 12 | CA986 | 8 | CB015 | 4 |
| 16 | CA989 | 8 | CB017 | 4 |
| 20 | CA992 | 8 | CB023 | 4 |
| 21 | CA995 | 8 | CB026 | 4 |
| 24 | CA997 | 8 | CB029 | 4 |
| 32 | CB002 | 8 | - | - |


COMPARTMENT BOX CABINETS

- Carriages extend 100% of the drawers depth for easy access to parts
- Flexibility of removable drawers and a large selection of drawer configurations
- Drawer cabinet may be mounted on a raised base
- Cabinets are available for both the small and large drawer sizes
- Boxes and base are sold separately
- Optional locking hinge (CB037/CB038) prevents boxes from sliding out during transport

DURHAM MFG®
Est. 1922

| Model No. | W" x D" x H" | For Box | Drawer Capacity | Wt. lbs. |
|-----------|--|---------|-----------------|----------|
| CG146 | 20 x 15 15/16 x 8 3/16 | Large | 2 | - |
| CA965 | 20 x 15 3/4 x 15 | Large | 4 | 34 |
| FI361* | 20 x 15 3/4 x 15 | Large | 4 | 75 |
| CG154 | 15 9/16 x 11 7/8 x 11 5/16 | Small | 4 | - |
| CG155 | 15 9/16 x 11 7/8 x 15 9/16 | Small | 6 | - |
| CB037 | Optional Locking Hinge for CG154 | | | |
| CB038 | Optional Locking Hinge for CA965 and CG155 | | | |

*Heavy-duty



Cabinet and boxes sold separately

ADJUSTABLE COMPARTMENT BOXES

- Adjustable drawers provide the added flexibility of arranging your drawers according to your changing needs
- Removable dividers can be "slotted" into place or removed altogether



DURHAM MFG®
Est. 1922

| Model No. | W" x D" x H" | Description | Wt. lbs. |
|-----------|--------------------|-------------|----------|
| CA977 | 18 x 12 x 3 | Large | 8 |
| CA979 | 13 3/8 x 9 1/4 x 2 | Small | 4 |

CABINET BASES

- Cabinet bases raise your cabinet/drawer combination 12" off of the floor or workbench
- Models are available to adapt to both small and large drawer size cabinets



DURHAM MFG®
Est. 1922

| Model No. | Overall Dimensions W" x D" x H" | For Box | Wt. lbs. |
|-----------|---------------------------------|---------|----------|
| CA980 | 20 3/8 x 16 x 15 1/8 | Large | 13 |
| CG157 | 15 1/2 x 12 1/4 x 15 | Small | 12 |

MODULAR SMALL PARTS STORAGE UNITS

- Unit is ideal for organization and storage of multipurpose small parts and variety of sized components
- Not included: Mounting/fastening hardware (requires 12 x 1/4" nuts & bolts)
- Steel construction
- Grey powder-coated finish



FN371



FN372



FN373



FN375



FN377



FN374



FN376



FN378

(1) 72-HOLE BOLT BIN, (1) 18-DRAWER CABINET & (1) ELEVATED BASE

- 33-3/4" W x 12-1/4" D x 58-5/8" H
- No. of Drawers: 18
- Weight: 123 lbs.
- Drawer Cabinet Dimensions: 33-3/4" W x 11-5/8" D x 10-7/8" H
- Bolt Bin Dimensions: 33-3/4" W x 12" D x 42" H
- Base Dimensions: 33-3/4" W x 12-1/4" D x 5-3/4" H

Model No. FN371

(1) 40-HOLE BOLT BIN, (1) 18-DRAWER CABINET & (1) ELEVATED BASE

- 33-3/4" W x 12-1/4" D x 40-1/2" H
- No. of Drawers: 18
- Weight: 105 lbs.
- Drawer Cabinet Dimensions: 33-3/4" W x 11-5/8" D x 10-7/8" H
- Bolt Bin Dimensions: 33-3/4" W x 12" D x 23-7/8" H
- Base Dimensions: 33-3/4" W x 12-1/4" D x 5-3/4" H

Model No. FN374

(1) 40-HOLE BOLT BIN, (2) 24-DRAWER CABINETS & (1) ELEVATED BASE

- 33-3/4" W x 12-1/4" D x 58-3/8" H
- No. of Drawers: 48
- Weight: 124 lbs.
- Bolt Bin Dimensions: 33-3/4" W x 12" D x 23-7/8" H
- Drawer Cabinet Dimensions: 33-3/4" W x 11-5/8" D x 14-3/8" H
- Base Dimensions: 33-3/4" W x 12-1/4" D x 5-3/4" H

Model No. FN377

(3) LARGE SLIDE RACKS, (12) LARGE COMPARTMENT BOXES & (1) ELEVATED BASE

- 20-3/8" W x 16" D x 60-1/8" H
- No. of Drawers: 12
- Weight: 48 lbs.
- Large Slide Rack Dimensions: 20" W x 15-3/4" D x 15" H
- Large Compartment Box Dimensions: 18" W x 12" D x 3" H
- Base Dimensions: 20-9/16" W x 16-1/8" D x 15" H

Model No. FN372

(2) LARGE SLIDE RACKS, (8) LARGE COMPARTMENT BOXES, (1) SINGLE-DOOR UTILITY CABINET, (1) 40-HOLE BOLT BIN & (1) ELEVATED BASE

- 33-3/4" W x 12-1/4" D x 59-5/8" H
- No. of Drawers: 8
- Weight: 118 lbs.
- Large Slide Rack Dimensions: 20" W x 15-3/4" D x 15" H
- Large Compartment Box Dimensions: 18" W x 12" D x 3" H
- Utility Cabinet Dimensions: 13-3/4" W x 12-3/4" D x 30" H
- Bolt Bin Dimensions: 33-3/4" W x 12" D x 23-7/8" H
- Base Dimensions: 33-3/4" W x 12-1/4" D x 5-3/4" H

Model No. FN375

(1) SMALL SLIDE RACK, 4 SMALL COMPARTMENT BOXES, (1) 9-DRAWER CABINET, (1) 42-HOLE BOLT BIN & (1) ELEVATED BASE

- 33-3/4" W x 12-1/4" D x 59" H
- No. of Drawers: 13
- Weight: 122 lbs.
- Small Slide Rack Dimensions: 15-1/4" W x 11-3/4" D x 11-1/4" H
- Large Compartment Box Dimensions: 13-1/8" W x 9-1/4" D x 2" H
- Drawer Cabinet Dimensions: 17-1/4" W x 11-5/8" D x 10-7/8" H
- Bolt Bin Dimensions: 33-3/4" W x 12" D x 42" H
- Base Dimensions: 33-3/4" W x 12-1/4" D x 5-3/4" H

Model No. FN378

(1) 42-HOLE BOLT BIN, (1) 18-DRAWER CABINET & (1) ELEVATED BASE

- 33-3/4" W x 12-1/4" D x 58-5/8" H
- No. of Drawers: 18
- Weight: 115 lbs.
- Drawer Cabinet Dimensions: 33-3/4" W x 11-5/8" D x 10-7/8" H
- Bolt Bin Dimensions: 33-3/4" W x 12" D x 42" H
- Base Dimensions: 33-3/4" W x 12-1/4" D x 5-3/4" H

Model No. FN373

(1) DOUBLE-DOOR UTILITY CABINET, (1) 40-HOLE BOLT BIN & (1) ELEVATED BASE

- 33-3/4" W x 12-1/4" D x 55-1/2" H
- No. of Drawers: 0
- Weight: 99 lbs.
- Utility Cabinet Dimensions: 33-3/4" W x 12" D x 23-7/8" H
- Bolt Bin Dimensions: 33-3/4" W x 12" D x 23-7/8" H
- Base Dimensions: 33-3/4" W x 12-1/4" D x 5-3/4" H

Model No. FN376

DURHAM MFG®
Est. 1922

PARTS STORAGE

TIP-OUT BIN MODULAR STORAGE SYSTEMS



- Each bin has a slot for labeling
- Bins can be completely removed for replenishing or cleaning
- Uniform widths of 23.6" (for units of two to nine bins)
- Can be used free-standing or with stands and pedestals

- Transparent compartments tip out for easy access and viewing
- Two of **CB573** disc and screw set are needed for every bin
- Colour: Beige or grey
- Disc and screw set (CB573) is required if the bin rack needs to be mounted on a frame

TILT BINS

| Model No. | | Mfg. No. | No. of Bins | Bin Dimensions | | | | | Cabinet Dimensions | | | | | Wt. lbs. |
|-----------|-------|----------|-------------|----------------|---|-------|---|--------|--------------------|---|--------|---|--------|----------|
| Beige | Grey | | | W" | x | D" | x | H" | W" | x | D" | x | H" | |
| CB552 | CB553 | QTB309 | 9 | 2 3/16 | x | 1 3/4 | x | 2 1/2 | 23 5/8 | x | 2 1/2 | x | 3 1/8 | 2.0 |
| CB549 | CB550 | QTB306 | 6 | 3 1/2 | x | 2 5/8 | x | 3 3/4 | 23 5/8 | x | 3 5/8 | x | 4 1/2 | 3.0 |
| CB546 | CB547 | QTB305 | 5 | 4 1/4 | x | 3 3/4 | x | 5 3/4 | 23 5/8 | x | 5 1/4 | x | 6 1/2 | 5.0 |
| CB543 | CB544 | QTB304 | 4 | 5 5/8 | x | 5 | x | 7 1/2 | 23 5/8 | x | 6 5/8 | x | 8 1/8 | 7.0 |
| CB540 | CB541 | QTB303 | 3 | 7 3/8 | x | 5 7/8 | x | 8 5/8 | 23 5/8 | x | 7 3/4 | x | 9 1/2 | 9.0 |
| CB977 | CB978 | QTB302 | 2 | 11 1/16 | x | 8 7/8 | x | 13 5/8 | 23 5/8 | x | 11 7/8 | x | 13 7/8 | 14 |
| CB975 | CB976 | QTB301 | 1 | 11 1/16 | x | 8 7/8 | x | 13 5/8 | 11 3/16 | x | 11 7/8 | x | 13 7/8 | 7 |

CB573 Two discs and two screws set (1 needed for each bin)

TIP-OUT BIN STANDS

- Assembly required
- Disc screw set required for each bin cabinet to be mounted on a frame



FRAME ONLY: BINS NOT INCLUDED

| Model No. | Description | Dimensions | | | | | Bin Quantity Table QTB Series Bins | | | | | |
|---------------------|----------------------------|------------|---|----|---|----|------------------------------------|-----|-----|-----|-----|-----|
| | | W" | x | D" | x | H" | 302 | 303 | 304 | 305 | 306 | 309 |
| FLOOR STANDS | | | | | | | | | | | | |
| CB562 | 48" 1-Sided | 23 5/8 | x | 8 | x | 52 | 3 | 5 | 6 | 7 | 11 | 16 |
| CB563 | 70" 1-Sided | 23 5/8 | x | 8 | x | 75 | 5 | 7 | 8 | 10 | 15 | 23 |
| CB565 | 48" 2-Sided | 23 5/8 | x | 16 | x | 52 | 6 | 10 | 12 | 14 | 22 | 32 |
| CB568 | 70" 2-Sided | 23 5/8 | x | 16 | x | 75 | 10 | 14 | 16 | 20 | 30 | 46 |
| MOBILE FLOOR STANDS | | | | | | | | | | | | |
| CB952 | 48" 2-Sided | 23 5/8 | x | 16 | x | 52 | 6 | 10 | 12 | 14 | 22 | 32 |
| CB953 | 70" 2-Sided | 23 5/8 | x | 16 | x | 75 | 10 | 14 | 16 | 20 | 30 | 46 |
| WALL FRAMES | | | | | | | | | | | | |
| CB559 | 48" | | | | | | 3 | 5 | 6 | 7 | 11 | 16 |
| CB561 | 70" | | | | | | 5 | 7 | 8 | 10 | 15 | 23 |
| CB573 | Two Discs & Two Screws Set | | | | | | | | | | | |

HEAVY-DUTY TILT BINS

- Extremely durable ABS plastic housing and drawer body
- Transparent polystyrene front window for easy viewing
- Conveniently connects to each other with grooved channels on top, bottom and sides
- Shake resistant design prevents drawers from opening on their own
- Keyholes on back for wall mounting applications
- Colour: Black and grey

KLETON




| Model No. | No. of Drawers | Bin Dimensions | | | | | Cabinet Dimensions | | | | | Wt. lbs. |
|-----------|----------------|----------------|---|-------|---|-------|--------------------|---|-------|---|-------|----------|
| | | W" | x | D" | x | H" | W" | x | D" | x | H" | |
| CF471 | 8 | 2 3/4 | x | 3 1/4 | x | 3 5/8 | 11 3/4 | x | 2 3/4 | x | 7 7/8 | 1.8 |
| CF472 | 6 | 3 11/16 | x | 4 | x | 4 5/8 | 11 3/4 | x | 3 1/2 | x | 9 3/4 | 2.3 |
| CF473 | 5 | 4 1/2 | x | 4 7/8 | x | 5 1/2 | 23 1/2 | x | 4 | x | 5 7/8 | 2.8 |
| CF474 | 4 | 5 5/8 | x | 6 3/8 | x | 7 1/2 | 23 1/2 | x | 5 1/2 | x | 7 7/8 | 3.1 |

TILT BINS UNIT

- One-mold set of 21 tilt bin compartments
- Blue-coloured handles are impact resistant and non-breakable
- Sleek design keeps small and medium-sized parts organized, sorted and easy-to-find
- Overall width: 23-5/8"
- Overall depth: 3-5/8"
- Overall height: 11-1/6"
- No. of bin compartments: 21
- Weight: 0.8 lbs.
- Housing colour: Grey
- Bin colour: Clear w/blue handle



Model No. CG076
Mfg. No. QTB669GY



BIN/PEGBOARD COMBO RACK

- Mobile rack designed with (1) side pegboard & (1) side louvered panels (2 continuous)
- All-welded construction
- Square tube frame with angle iron base
- Equipped with (4) 5" non-marking, blue rubber casters (2 swivel, 2 rigid)
- Durable Kleton Blue enamel finish
- Bins not included



See page B134
for hanging bins



KLETON

| Model No. | W" | x | D" | x | H" | Capacity |
|-----------|----|---|--------|---|----|-----------|
| RN555 | 38 | x | 24-1/2 | x | 55 | 1000 lbs. |

MOBILE TILT BIN RACKS

- Heavy-duty steel frame
- Durable powder coat paint finish on galvanized steel
- 3" swivel casters with brake
- Single or double-sided use
- Overall dimensions: 26 1/4" W 22" D x 57 1/2" H
- Colour: Grey



CF475

KLETON

MOUNTING CHANNELS FOR MOBILE TILT BIN RACK

- Single side of mixed size tilt bins, any combination, takes up to six mounting channels per side
- Single side CF473 tilt bins only takes up to eight mounting channels per side
- CF471 and CF472 takes two bin units per level per side

| Model No. | Description | Bin Units Included |
|-----------|-------------------------------------|--------------------------------------|
| CF477 | Single-Sided | 2 of each CF471, CF472, CF473, CF474 |
| CF478 | Double-Sided | 4 of each CF471, CF472, CF473, CF474 |
| CF475* | Cart Only | - |
| CF476 | Mounting Channel for Tilt Bins | - |
| CF502 | Mounting Channel for Hanging Bins** | - |

* Mounting channels and bins not included

** See page B134 for hanging bins



CF477

BULK CONTAINERS

BULK STACKING CONTAINERS

- Heavy-duty all-welded construction
- Mesh containers use 2" x 2" x 10 gauge wire mesh
- All containers use a 13-gauge corrugated sheet steel base
- 2" x 2" x 3/16" angle posts
- 4-way fork truck entry with 4" underclearance
- Available with one drop gate or fully enclosed sides
- Height: 24" inside, 30" overall
- Stackable up to five high
- Other sizes are available
- Painted durable Kleton blue



CF458



CF457



CF454




CF453



CF449



CF450



MP096



| Model No. | Description | Dimensions W" x L" | Capacity lbs. | Wt. lbs. |
|------------------------------|----------------------------|--------------------|---------------|----------|
| MESH CONTAINERS | | | | |
| CF449 | Fully Enclosed | 34 1/2 x 40 1/2 | 3000 | 125 |
| CF450 | One Drop Gate | 34 1/2 x 40 1/2 | 3000 | 130 |
| CF451 | Fully Enclosed | 40 1/2 x 48 1/2 | 3000 | 150 |
| CF452 | One Drop Gate | 40 1/2 x 48 1/2 | 3000 | 160 |
| SHEET CONTAINERS | | | | |
| CF453 | Fully Enclosed | 34 1/2 x 40 1/2 | 3500 | 150 |
| CF454 | One Drop Gate | 34 1/2 x 40 1/2 | 3500 | 150 |
| CF455 | Fully Enclosed | 40 1/2 x 48 1/2 | 3500 | 185 |
| CF456 | One Drop Gate | 40 1/2 x 48 1/2 | 3500 | 185 |
| CORRUGATED CONTAINERS | | | | |
| CF457 | Fully Enclosed | 34 1/2 x 40 1/2 | 4500 | 160 |
| CF458 | One Drop Gate | 34 1/2 x 40 1/2 | 4500 | 160 |
| CF459 | Fully Enclosed | 40 1/2 x 48 1/2 | 4500 | 195 |
| CF460 | One Drop Gate | 40 1/2 x 48 1/2 | 4500 | 195 |
| DOLLY | | | | |
| MP096 | w/Four Polyurethane Wheels | 48 1/2 x 40 1/2 | 3000 | 86 |

OPEN MESH CONTAINERS

- Rugged construction ensures long-lasting, trouble-free service
- 3/4" - 13 gauge expanded metal mesh panels
- Two half drop gates
- 4-way fork truck access
- 4 1/4" underclearance
- Overall dimensions: 34 1/2" W x 40 1/2" L x 32 1/4" H
- Stackable up to five high
- 15 cu.ft. capacity
- Deck capacity: 2500 lbs. mesh deck, 3000 lbs. sheet metal deck
- Blue enamel finish



| Model No. | Style | Wt. lbs. |
|-----------|------------------|----------|
| CA397 | Mesh Deck | 105 |
| CA398 | Sheet Metal Deck | 114 |
| CA368 | Cup Foot | 0.72 |

DOLLY FOR OPEN MESH CONTAINER

- Instantly make any stacking container mobile
- Designed for use with M&P Tool Open Mesh Containers
- Retention posts for cup feet securely holds container in place
- Equipped with four 6" polyurethane swivel casters - 2 with brake
- Constructed from rugged 2" x 2" x 3/16" angle iron steel
- Capacity: 3000 lbs.
- Width: 40.5"
- Depth: 34-1/2"
- Height: 10"
- Wheel Material: Polyurethane
- Capacity: 3000 lbs.
- Weight: 78 lbs.

Model No. MP097



STACKING RACKS


- Rugged all-welded 2" square tubing steel construction
- Utilise warehouse airspace and lower the chances of damage that is associated with bulk stacking
- Designed for storage of loose and palletised goods
- Holds 4000 lbs per rack and can be stacked four high
- Posts and bases are sold separately
- Durable Kleton blue enamel finish



| Model No. | Inside Dim. W" x D" | Overall Dim. W" x D" | Wt. lbs. |
|--------------------|---------------------|----------------------|----------|
| OPEN BASE | | | |
| RL414 | 44 x 38 | 48 x 42 | 85 |
| RL415 | 44 x 44 | 48 x 48 | 90 |
| CLOSED BASE | | | |
| RL416 | 44 x 38 | 48 x 42 | 110 |
| RL417 | 44 x 44 | 48 x 48 | 115 |



RL414 with 2 RL419



RL416

ACCESSORIES

| Model No. | Description | Overall Dim. W" x H" | Wt. lbs. |
|-----------|----------------------------|----------------------|----------|
| RL418 | 42" Side Rail | 42 x 48 | 30 |
| RL419 | 48" Side Rail | 48 x 48 | 32 |
| RL420 | 42" Upright Post-Pack of 4 | 2 x 42 | 35 |
| RL421 | 48" Upright Post-Pack of 4 | 2 x 48 | 40 |
| RL422 | 60" Upright Post-Pack of 4 | 2 x 60 | 50 |



COLLAPSIBLE WIRE CONTAINER

- Welded, mesh wire maximizes visibility and ventilation
- Can be stacked up to 4 high
- Features a drop gate for easy access to products
- Equipped with 4 caster plates that are compatible with all Kleton casters
- Capacity: 4000 lbs.
- Overall Depth: 48"
- Overall Height: 42"
- Overall Width: 40"
- No. of Drop Gates: 1
- Collapsed height: 9"

Model No. CG021



KLETON

MEDIUM-DUTY COLLAPSIBLE BULPAK CONTAINERS


- Sturdy and quick to erect or knock down, fully recyclable Orbis containers replace tons of corrugated paper and wood packaging waste
- They can be collapsed to one-third their height for space-saving return shipment
- They stack safely, full or folded to create warehouse space without racking
- Colour: Black

ORBIS

COVERS

Model No.

- A CF489
- B CF486



| Model No. | Description | Ext. Dimensions L" x W" x H" | Cap. Cu. Ft. | Cap. Wt. lbs. | Covers |
|-----------|-----------------------|------------------------------|--------------|---------------|--------|
| CF487 | Collapsible Container | 48 x 40 x 34 | 27.9 | 2000 | 150 A |
| CF488 | Collapsible Container | 48 x 40 x 39 | 32.8 | 2000 | 160 A |
| CF483 | Collapsible Container | 30 x 32 x 25 | 8.4 | 1500 | 60 B |
| CF484 | Collapsible Container | 30 x 32 x 34 | 12.5 | 1500 | 80 B |

Ships F.O.B. Mississauga, Ont.

COLLAPSIBLE BULK CONTAINER


- Drop gates knock-down with ease
- Quickly collapsed, folded, and stacked for convenient transportation
- Lid sold separately
- Colour: Grey
- Max. Height: 39.4"
- Max. Length: 47.2"
- Max. Width: 39.4"
- No. of Drop Gates: 2
- Material: High-density polyethylene (HDPE)
- Weight Capacity: 2000 lbs.
- Folded Height: 14.2"
- Weight 121.3 lbs. (55 kg)

Model No. CF862

LID

- For use with Kleton collapsible bulk container
- Material: High-density polyethylene (HDPE)
- Colour: Light Grey
- Weight: 13.2 lbs. (6 kg)

Model No. CF863



KLETON

NESTING FORKLIFT BIN

- Storage Capacity: 24 cu.ft.
- Load Capacity: 1200 lbs.
- Barrel type nesting stops
- Nest when empty
- Colour: Blue
- Dimensions: 42" W x 48" D x 30" H

Model No. CF775

LID: SOLD SEPERATLEY

- Dimensions: 48" L x 42" W

Model No. CF776



TECHSTAR
PLASTICS INC.

COLLAPSIBLE STRUCTURAL POLYETHYLENE CONTAINERS

Sturdy, long-lived and quick to erect or knock down, fully recyclable Orbis containers replace tons of corrugated paper and wood packaging waste. With as many as four sidewall heights, these space-efficient collapsibles cube out trailers and ISO containers. They can be collapsed to one-third their height for space-saving return shipment. And they stack safely, full or folded to create warehouse space without racking. **Models featured below include standard 2 drop gates (1 drop and no drop also available per special request). Models below have a 2000 lbs. capacity and 4-way entry. They can be used with pallet trucks and forklifts.**



COVERS

Model No.

- A CC169
- B CC170
- C CC171

ORBIS

| Model No. | Description | Ext. Dimensions L" x W" x H" | Cap. Cu. Ft. | Wt. lbs. | Covers |
|-----------|------------------------------------|------------------------------|--------------|----------|--------|
| CF447 | Collapsible Container, 2 drop gate | 48 x 45 x 25 | 19.7 | 115 | C |
| CF448 | Collapsible Container, 2 drop gate | 48 x 45 x 34 | 29.4 | 140 | C |
| CF445 | Collapsible Container, 2 drop gate | 48 x 40 x 34 | 24.9 | 150 | B |
| CF446 | Collapsible Container, 2 drop gate | 48 x 40 x 39 | 29.8 | 160 | B |
| CF443 | Collapsible Container, 2 drop gate | 30 x 32 x 25 | 8.7 | 60 | A |
| CF444 | Collapsible Container, 2 drop gate | 30 x 32 x 34 | 12.9 | 80 | A |


Ships F.O.B. Mississauga, Ont.

HEAVY-DUTY BULK TOTE® CONTAINER

- Ideal for metal stampings and other heavy, dense components
- Unique fork opening at the top of the container offers the ability to present the short side to the assembly line
- Wide stacking ridge allows for secure load stacking
- Reusable and long-lasting durability bulk container
- Handheld and collapsible container replaces wire baskets, steel tubs or wood/corrugated packaging
- Capacity: 500 lbs.
- Dimensions: 16" W x 30" D x 19.2" H
- Colour: Black
- Material: High-density polyethylene (HDPE)
- Maximum Loaded Stack Static: 4 high
- Maximum Loaded Stack Dynamic: 2 high
- Pallet Entry: 4-Way
- Total Empty Weight: 30 lbs.

Model No. CF934

ORBIS



PLASTIC COMPARTMENT CASES

COMPACT POLYPROPYLENE COMPARTMENT BOXES

- High strength, oil resistant polypropylene, boxes with covers fitted with heavy-duty reinforced hinges
- Hinges have a special "stop" feature which allows the cover to remain in open position
- Covers overlap on all sides of the bottom tray
- Two snap latches assure secure closure
- Stackable



DURHAM MFG
Est. 1922



COMPARTMENT BOX CABINETS

- All steel grey powder coated cabinet holds five plastic compartment boxes
- Bolt holes permit stacking and keyhole slots are furnished for wall mounting
- Convenient carrying handle

CB513



CB509



CB511



CB507



CB501



CB503



CB505



| Model No. | Overall Dimensions | | | | No. of Compartments | Compartment Dimensions | | | | Wt. lbs. |
|-----------|--------------------|---|-------|---|---------------------|------------------------|---|------------------|---|----------|
| | W" | x | D" | x | | W" | x | D" | x | |
| CB513 | 11 | x | 6 3/4 | x | 6 | 1 3/4 | x | 6 1/4 | x | 0.7 |
| CB509 | 11 | x | 6 3/4 | x | 12 | 1 3/4 | x | 3 1/8 | x | 0.7 |
| CB511 | 11 | x | 6 3/4 | x | 18 | 1 3/4 | x | 2 1/16 | x | 0.7 |
| CB507 | 13 1/8 | x | 9 | x | 6 | 2 | x | 8 1/2 | x | 0.8 |
| CB501 | 13 1/8 | x | 9 | x | 12 | 2 | x | 4 3/32 | x | 0.8 |
| CB503 | 13 1/8 | x | 9 | x | 18 | 2 | x | (6) 4 3/4 (12) 2 | x | 0.8 |
| CB505 | 13 1/8 | x | 9 | x | 24 | 2 | x | 2 | x | 0.8 |

COMPARTMENT BOX RACKS (BOXES NOT INCLUDED)

| Model No. | Description | W" | x | Dimensions D" | x | H" | Wt. lbs. |
|-----------|----------------|--------|---|---------------|---|--------|----------|
| CB631 | Small Box Rack | 11 1/4 | x | 6 3/4 | x | 10 3/4 | 7 |
| CB632 | Large Box Rack | 13 1/2 | x | 9 1/8 | x | 13 1/4 | 11 |

COMPARTMENT CASE

- High strength, high quality polypropylene case
- Translucent lid allows for quick view of contents
- Snap latch ensures a secure closure
- Removable dividers allow for different configurations

TLZ117



CF333



aurora tools®

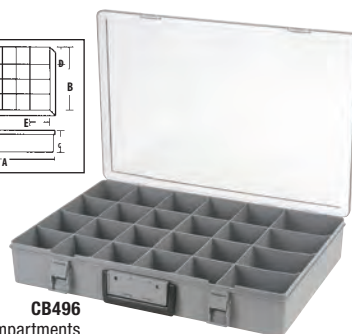
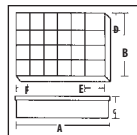
| Model No. | Overall Dimensions W" x D" x H" | No. of Compartments | Wt. lbs. |
|-----------|---------------------------------|---------------------|----------|
| CF333 | 10-3/4x5-3/8x1-1/2 | Variable up to 17 | 0.7 |
| TLZ117 | 5-3/8x5-3/8x1-3/8 | Variable up to 9 | 0.3 |

LARGE CASES

18 1/2" L x 13" W

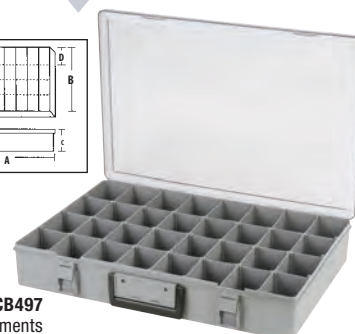
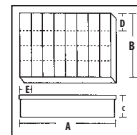
- Large Super Satchel organize tool cribs, maintenance departments, shop floors and allow complete portability
- See-through lids allow quick identification of contents
- Copolymer resins will not rust
- Brass pinned hinges provide strength and durability
- Identification card holder for quick case selection
- Molded integral feet, making ideal presentation cases

A: 18 1/2"
B: 13"
C: 3"
D: 3"
E: 4"
F: 2 7/8"



CB496
24 compartments
Wt.: 3.5 lbs.

A: 18 1/2"
B: 13"
C: 3"
D: 2 15/16"
E: 2 1/8"



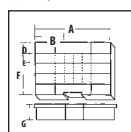
CB497
8 to 32 compartments
24 partitions provided
Wt.: 3.5 lbs.

SMALL CASES

15" L x 11 3/4" W

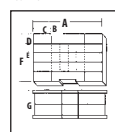
- Small Satchel store and organize large, medium, small and flat parts, removable partitions
- See-through lids allow quick identification of contents
- Copolymer resins that will not rust or dent
- Brass pinned hinges provide strength and durability
- Divided style (CB499) or double case (CB500) with two cases sonically welded back to back
- Can be stored flat or upright

A: 15"
B: 2"
C: 3 1/8"
D: 2 1/8"
E: 2"
F: 11 3/4"
G: 2 1/2"



CB499
9 to 24 compartments
Wt. 2.9 lbs.

A: 15"
B: 2"
C: 3 1/8"
D: 2 1/8"
E: 2"
F: 11 3/4"
G: 5"



Flambeau®



CB500
18 to 48 compartments
Wt. 5.8 lbs.

WAREHOUSE MONITORING INSTRUMENTS

INFRARED THERMOMETER

- Built-in laser pointer identifies target area
- Digitally adjustable emissivity
- Max, min, average and differential readings
- Backlit display
- High and low alarms
- Low battery indication and auto shut-off
- Temperature Range: -25.6° - 752°F (-32° - 400°C)
- Accuracy: $\pm 4^\circ\text{F}$ (2°C) or $\pm 2\%$ rdg.
- Spot Size Ratio: 12:1



REED

| Model No. | Mfg. No. | Description |
|-----------|----------|----------------------|
| IB967 | R2300 | Infrared Thermometer |

SOUND LEVEL METER/DATA LOGGER

- Measuring Range: Low: 30 to 90 dB; Med: 50 to 110 dB; High: 70 to 130 dB Auto: 30 to 130 dB
- Dynamic Range: 60 dB
- Accuracy: ± 1.4 dB
- Resolution: 0.1 dB
- Sample Rate: Digital: 0.5 sec. Analog: 50 mS
- Frequency Range: 20 Hz to 8 kHz
- Frequency Weighting: A and C
- Microphone: 1/2" electret condenser
- Power Supply: 4 x AAA batteries
- Meets IEC 61672-1 Class 2 requirements
- Records up to 64000 datapoints (1 MB)
- 60 dB dynamic space in each range
- Real time clock and calendar
- Fast/slow time weighting
- Min/Max function
- USB Interface
- Analog digital bar graph
- Backlit LCD display
- Tripod mount design for long-term monitoring
- Includes windscreen, USB cable, Windows software, batteries and hard carrying case
- Model IC454 also includes calibrator and deluxe hard carrying case



IB749

REED

| Model No. | Mfg. No. | Description |
|-----------|----------------|--|
| IB749 | R8080 | Sound Level Meter/Data Logger |
| NJW188 | R8080-NIST | Sound Level Meter/Data Logger with ISO Certificate |
| IC454 | R8080-KIT | Sound Level Meter/Data Logger with Calibrator |
| IC609 | R8080-KIT-NIST | Data Logging Sound Level Meter and Calibrator Kit |
| HN413 | CA-52A | Carrying Case |

TACHOMETER

- Dual function unit with both contact and non-contact capabilities
- Supplied with adapters for fpm, rpm and surface speed measurements
- Non-contact function utilizes laser light beam for improved accuracy
- Recalls Max/Min and last values
- Large, easy-to-read display
- Autoranging with 0.05% accuracy
- Includes battery and carrying case
- Measuring Range: Photo: 5 to 99,999 rpm; Contact: 5 to 19,999 rpm; Surface Speed: 0.05 to 1999 mpm



HX386

REED

| Model No. | Mfg. No. | Description |
|-----------|------------|--|
| HX386 | R7100 | Photo/Contact Tachometer |
| NJW178 | R7100-NIST | Tachometer with ISO Certificate, Contact |
| IA046 | ST-CONE | Replacement Contact Adapter |
| IA047 | ST-WHEEL | Replacement Surface Speed Wheel |
| IA740 | ST-FUNNEL | Replacement Funnel Tip |
| IA741 | ST-SHAFT | Replacement Extension Shaft |

LIGHT METER

- Capable of measuring in both Footcandle (Fc) and Lux
- Easy-to-read backlit LCD display
- 42-segment Digital analog bargraph
- Min/Max and Relative Mode functions
- Peak and data hold functions
- Low battery indicator and auto shut off
- The tethered sensor allows for flexible operation while taking measurements
- Measuring Range: 0-400000 lux (0-40000 ftc)
- Accuracy: $\pm (5\% \text{ rdg.} + 0.5\% \text{ Full Scale})$
- Response Time: 13.3 Times/Second (Bargraph), 1.3 Times/Second (Numeric Display)
- Includes:** Light meter, sensor cover, protective holster, carrying case, battery



IC655

| Model No. | Mfg. No. | Description |
|-----------|------------|----------------------------------|
| IC655 | R8130 | Light Meter |
| IC656 | R8130-NIST | Light Meter with ISO Certificate |
| HN416 | CA-05A | Carrying Case |

WET-BULB GLOBE TEMPERATURE (WBGT) HEAT STRESS METER

- Measures ambient temperature, humidity, wet bulb temperature, black globe temperature, WBGT (wet bulb global temperature), heat stress index, dew point and pressure
- Heat Stress Index measures how hot it feels when humidity is combined with temperature, air movement and radiant heat
- Black Globe Temperature (GT) monitors the effects of direct solar radiation on an exposed surface
- In/Out function displays the WBGT value with or without direct sun exposure
- Multi-line backlit LCD display simultaneously displays 4 measurements – maximum, minimum, average and data hold functions
- Internal memory stores up to 99 measurements
- User selectable unit of measure ($^{\circ}\text{F}$ or $^{\circ}\text{C}$)
- User-adjustable WBGT threshold alarm (audible)
- Tripod mountable for long-term monitoring
- Low battery indicator and auto shut-off after 15 minutes
- Air Temperature Range: 0 to 50°C (32 to 122°F)
- WBGT Temperature Range: 15° - 59°C (59° - 138.2°F)
- Humidity Range: 0% - 99.9% RH
- Power Supply: 4 x AAA Batteries included, Optional AC Adapter
- Operating Temperature: 32 to 122°F (0 to 50°C)
- Operating Humidity: <80% (non-condensing)



IB908

REED

| Model No. | Mfg. No. | Description |
|-----------|------------|-------------------------------------|
| IB908 | R6200 | Heat Stress Meter |
| IB909 | R6200-NIST | Heat Stress Meter w/ISO Certificate |

ACCESSORIES

| | | |
|-------|--------|--|
| IB915 | R9975 | Humidity Calibration Standard, 75% |
| IB914 | R9933 | Humidity Calibration Standard, 33% |
| IB916 | R9980 | Humidity Calibration Kit (33% and 75%) |
| HN416 | CA-05A | Carrying Case |
| IB820 | R1500 | Tripod with Instrument Adapter |

INDOOR/OUTDOOR WIRELESS HUMIDEX THERMOMETER

- Displays humidex and heat index
- Humidex and heat index is a combination of temperature and humidity into one number to reflect perceived temperature
- Heat stress index scale
- Indoor and outdoor temperature
- Outdoor humidity
- Min/max memory
- $^{\circ}\text{C}$ and $^{\circ}\text{F}$ switchable
- Wireless transmission range: 45 m/150'



IA504

BIOS
Weather

| Model No. | Mfg. No. | Description |
|-----------|----------|------------------------------|
| IA504 | 260BC | Wireless Humidex Thermometer |

SCALES

CYCLONE BENCH AND PLATFORM SCALE

- Durable thick stainless steel platter allows for heavy loads without bending
- 2 scales in one - Dual range- always the right sensitivity no matter how light or heavy the load
- Back support - Ideal for weighing products in bags or that which require extra support.
- Post mounted indicator - Makes it easy to see the screen
- Three weighing modes: lb., kg, pcs
- Ideal for shipping, receiving, check weighing or counting
- Battery or adapter operated



KILOTECH
www.kilotech.com

NOT LEGAL FOR TRADE

| Model No. | Capacity Range 1 | Graduation Range 1 | Capacity Range 2 | Graduation Range 2 |
|------------------------|-----------------------|--------------------|---------------------------|--------------------|
| 15-3/4" L x 19-7/10" W | | | | |
| IB770 | 0-60 kg / 0-150 lbs. | 20 g / 0.05 lbs. | 60-150 kg / 150-300 lbs. | 50 g / 0.1 lbs. |
| 17-3/4" L x 23-3/5" W | | | | |
| IB771 | 0-150 kg / 0-300 lbs. | 50 g / 0.1 lbs. | 150-300 kg / 300-600 lbs. | 100 g / 0.2 lbs. |

INDUSTRIAL HANGING SCALES

- Cast aluminum scratch resistant body
- Clear shatter resistant face plate
- 7.5" diameter, kg and lbs. dial
- Heavy-duty welded steel shackle ring
- Large pointed J-hook
- 1-year warranty

IA545



NOT LEGAL FOR TRADE

KILOTECH
www.kilotech.com

| Model No. | Mfg. No. | Capacity | Graduation |
|-----------|-----------|-----------------|----------------|
| IA543 | KHS-C360 | 60 kg/125 lbs. | 200 g/0.5 lbs. |
| IA544 | KHS-C3120 | 120 kg/250 lbs. | 500 g/1 lbs. |
| IA545 | KHS-C3250 | 250 kg/540 lbs. | 1 kg/2 lbs. |

MINI DIGITAL CRANE SCALES

- Stainless steel load receptor
- Cast aluminum housing
- LCD screen viewable from 22'
- Tare, Hold, Unit (between kg and lbs.), Zero
- Programmable auto-off, auto-zero, manual zero, backlight
- Removable hook for easy cleaning
- For use in a dry environment and areas of low humidity
- 1-year warranty

IA787



NOT LEGAL FOR TRADE

KILOTECH
www.kilotech.com

| Model No. | Mfg. No. | Capacity | Graduation |
|-----------|-------------|------------------|--------------------|
| IA784 | KHS 200-30 | 60 lbs./ 30 kg | 0.02 lbs./ 0.01 kg |
| IA785 | KHS 200-60 | 120 lbs./ 60 kg | 0.05 lbs./ 0.02 kg |
| IA786 | KHS 200-150 | 300 lbs./ 150 kg | 0.1 lbs./ 0.05 kg |
| IA787 | KHS 200-300 | 600 lbs./ 300 kg | 0.2 lbs./ 0.1 kg |


VN SERIES ECONOMICAL FLOOR SCALES

The Ohaus VN Series of floor platforms and scales are the value solution to your dry weighing needs in industrial and commercial applications. Its high-quality construction is designed to minimize distortion under heavy loads, and ensures years of dependable performance. NTEP certification ensures consistent weighing results.

Standard features of the VN Series include:

- 5 mm/0.196" painted carbon steel weighing platform top plate with raised cross-hatch surface for added slip resistance
- Four NTEP-certified shear beam load cells protected to IP67
- Side-access NEMA 4X/IP65 dust and water protected stainless steel junction box with 16 1/2' indicator cable
- Four self-swiveling ball-in-cap feet, with top-access leveling adjustment for easy installation
- Internal structural bracing ensures platform rigidity
- Carbon steel eyebolts attached to side of platform for easy lifting and positioning
- T31P indicator includes: Backlit LCD display with 1" high digits, lbs. and kg weighing units, counting mode for inventory applications, 16 1/2' indicator cable, wall bracket for easy mounting, 80-hour internal rechargeable battery and AC adapter

IA561



OHAS


NOT LEGAL FOR TRADE

| Model No. | Mfg. No. | Capacity | Graduation | L" | Platform Dim. x W" x H" |
|-----------|------------|-------------------|---------------------|----|-------------------------|
| IA560 | VN31P5000L | 5000 lbs./2500 kg | 1 lbs./0.5 kg | 48 | x 48 x 3 1/2 |
| IA561 | VN31P5000X | 5000 lbs./2500 kg | 1 lbs./0.5 kg | 60 | x 60 x 3 1/2 |
| IA562 | 80252565 | | Floor Ramp, 4' Wide | | |
| IA563 | 80252566 | | Floor Ramp, 5' Wide | | |

MOBILE PLATFORM SCALE

- No lifting required, roll your dolly directly onto the ramp
- Mobile Wheels and handle allow for effortless movement
- Rugged mild steel checkered platform
- Ideal for small barrels, drums, kegs, tanks, pails and cylinders (non-flammable and non explosive substances)
- Accurate, efficient and profitable - HI/LO/Target, parts counting, %, TARE & data comparison features
- 2 preprogrammed weighing modes kg/lb.
- 3 programmable modes: lb.oz, PCS, %
- Tare, hold, print, zero tracking & digital calibration
- Auto-power off and backlight
- Programmable serial output
- Printing simplified - USB and RS232 interfaces
- Graduations: 0.2 lbs./0.1 kg

NOT LEGAL FOR TRADE



KILOTECH
www.kilotech.com

| Model No. | Mfg. No. | Capacity | Platform Size L" x W" |
|-----------|----------|-------------------|-----------------------|
| IB776 | 851313 | 132 lbs. / 60 kg | 18 x 18 |
| IB777 | 851314 | 330 lbs. / 150 kg | 24 x 24 |
| IB778 | 851315 | 660 lbs. / 300 kg | 30 x 30 |

ELECTRONIC DIGITAL WEIGHING SCALES

- Compact design 12 1/2" D x 11 3/4" W x 45/8" H (32 cm x 30 cm x 12 cm)
- Check-weighing function (HI/LO/Target) and a secondary counting function
- Offers four capacities (3, 6, 15, & 30 kg / 6, 12, 30 & 60 lbs.) and four weighing modes (g, kg, lbs., oz.)
- Removable stainless steel platform 11 3/4" D x 8 3/4" W (30 cm x 22 cm)
- ABS enclosure
- Large LCD display with both front and rear indicators and level indicator for weighing accuracy
- Rechargeable battery with low battery indicator and AC adapter (included)

NOT LEGAL
FOR TRADE

IA991



KILOTECH
www.kilotech.com

| Model No. | Mfg. No. | Capacity kg/g/lbs./oz. | Graduation kg/g/lbs./oz. |
|-----------|----------|------------------------|--------------------------|
| IA988 | KWS-SW06 | 3/3000/6/96 | 0.001/1/0.002/0.05 |
| IA989 | KWS-SW12 | 6/6000/12/192 | 0.002/2/0.005/0.1 |
| IA990 | KWS-SW30 | 15/15000/30/480 | 0.005/5/0.01/0.2 |
| IA991 | KWS-SW60 | 30/30000/60/960 | 0.01/10/0.02/0.5 |

DIGITAL SCALE WITH DUAL DISPLAY

- Ideal for high humidity and dusty work environments
- Large stainless steel platform is removable for easy cleaning
- Convenient displays on front and rear of the scale allow use from both sides of the worktable
- Meets IP66 (dust tight and protected against a strong water jet) standards

NOT LEGAL
FOR TRADE

PE129



FEATURES:

- Large LCD type display with backlight
- Secondary counting function
- Four weight modes: g, kg, oz., lbs.
- A/C power or rechargeable battery (not included)
- Dimensions: 9" W x 9 1/2" D x 5 3/4" H

KILOTECH
www.kilotech.com

| Model No. | Mfg. No. | Capacity | Graduation |
|-----------|------------|---------------|---------------------|
| PE126 | KWD 500-5 | 5 lbs./2.5 kg | 0.002 lbs./0.001 kg |
| PE127 | KWD 500-10 | 10 lbs./5 kg | 0.005 lbs./0.002 kg |
| PE128 | KWD 500-20 | 20 lbs./10 kg | 0.01 lbs./0.005 kg |
| PE129 | KWD 500-50 | 50 lbs./20 kg | 0.02 lbs./0.01 kg |

DIGITAL BENCH TOP SCALE

- Full tare capacity
- Bright-blue backlit LCD display
- Stainless steel platform
- 7 Weighing modes: kg, lbs., g, oz., lb-oz, lb-1/4oz, 1/4oz
- Power supply: 4 x AA rechargeable batteries and power adapter included
- Capacity: 33 lbs. / 15 kg.
- Graduations: 2 g
- Platform Dimensions: 7" L x 7" W

Model No. IB735
Mfg. No. 601SC

NOT LEGAL
FOR TRADE



BIOS
Professional

DIGITAL COUNTING SCALES

- Primary counting function
- High accuracy load cell
- Large LCD display
- Rechargeable battery
- Full digital calibration
- Tare function
- Auto zero tracking
- Quantity set alarm (checking)
- Backlight display
- Accumulation memory quantity
- 1-year warranty

NOT LEGAL FOR TRADE



HX133


KILOTECH
www.kilotech.com

| Model No. | Mfg. No. | Capacity | Graduation | Counting Resolutions |
|-----------|------------|----------------|-------------------|----------------------|
| IB733 | KCS 301-6 | 13.2 lbs./6 kg | 0.0004 lbs./0.2 g | 1/30 000 |
| IA590 | KCS 301-15 | 33 lbs./15 kg | 0.001 lbs./0.5 g | 1/30 000 |
| HX133 | KCS 301-30 | 66 lbs./30 kg | 0.002 lbs./1 g | 1/30 000 |

RECEIVING SCALES

These scales are heavy-duty, general purpose and are suitable for light industrial or shipping applications. The easy-to-read indicator is connected to the base by an 8' coiled cord that allows convenient remote placement. Large removable stainless steel platform allows for easy clean up. A keypad toggle allows easy kg/lbs. selection.

NOT LEGAL
FOR TRADE



HX632

FEATURES:

- Kg/lbs. modes
- Programmable Auto-Off function
- Removable stainless steel platform (HX632, HX633, IA558, IA782, and IA783)
- Fixed mild steel checkered platform (IA564 and IA453)
- 4 1/2" x 1 1/2" LCD display (HX632, HX633 and IA558)
- 3" x 1 1/4" LCD display (IA564 and IA453)
- Platform dimensions: 11 3/4" x 12 1/4" (HX632, HX633, IA558, IA564 and IA453) 14" x 16" (IA752 and IA783)
- Zero, tare and kg/lbs. (toggle) keys
- Heavy-duty 8' coiled cord
- Power supply: Six AA alkaline batteries (not included) or 120 V AC adapter (included)
- 1-year warranty

KILOTECH
www.kilotech.com

| Model No. | Mfg. No. | Capacity | Graduation |
|-----------|-----------|-----------------|----------------|
| IA558 | KPS-150-2 | 300 lbs./150 kg | 0.2 lbs./100 g |
| IA564 | KPS-68MS | 150 lbs./68 kg | 0.2 lbs./100 g |
| IA782 | KPS-60SS | 130 lbs./60 kg | 0.05 lbs./20 g |
| IA783 | KPS-150SS | 330 lbs./150 kg | 0.1 lbs./50 g |
| IA453 | KPS-180MS | 400 lbs./180 kg | 0.5 lbs./200 g |

DIGITAL RECEIVING SCALE

- The durable receiving scale is great for weighing small items up to 220 lbs.
- Features a smooth easy to clean platform and hand-held remote that can also be mounted to the wall
- Easily portable and simple to use
- White backlight LCD
- Weighing Units: Pounds (lb), Kilograms (kg), Pounds & Ounces (lb/oz)

NOT LEGAL
FOR TRADE



BIOS
Professional

| Model No. | Mfg. No. | Capacity | Graduation | Platform Dim. L" x W" |
|-----------|----------|----------|------------|-----------------------|
| IC671 | 603SC | 220 lbs. | 1 lbs. | 11.7 x 11.7 |

PALLETS

STACK'R LD PALLETS

- Open deck with stringer
- Designed specifically for stacking applications
- Made of 100% recycled content
- Lower per-trip cost than alternative pallets
- Versatile handling with 4-way hand and fork truck entry
- Lighter weight for better ergonomics
- ISPM 15 exempt



ORBIS

| Model No. | L" | Dimensions | | | H" | Capacity lbs. | | Wt. lbs. |
|-----------|----|------------|----|---|-----|---------------|---------|----------|
| | | x | W" | x | | Static | Dynamic | |
| MN714 | 48 | x | 40 | x | 5.9 | 30 000 | 4000 | 44.4 |

EXTRA-LONG STACKABLE PALLETS

- Pallet is fully reversible for double stacking of loads
- Manufactured in HDPE structural foam
- Designed for handling and shipping heavy product loads
- Ideal for stack loading, conveying systems, distribution and static storage
- 4-way entry for fork trucks
- ISPM 15 exempt




ORBIS

| Model No. | L" | Dimensions | | | H" | Capacity lbs. | | Wt. lbs. |
|-----------|----|------------|----|---|-----|---------------|---------|----------|
| | | x | W" | x | | Static | Dynamic | |
| MN170 | 72 | x | 48 | x | 5.8 | 30 000 | 4000 | 110 |

PLASTIC PALLETS

Sturdy, lightweight pallets with rigid centre supports offer versatile, damage-free storage and movement for a wide range of materials. Suitable for the handling of all materials in paper, plastic or burlap bags; as well as tires, construction materials and items under assembly.

- Injection-molded plastic is easy to clean and resistant to both chemicals and weather
- Nestable (each adds only 5/8" to the height of a stack)
- 1 1/2" deep stringers can also be handled by a standard forklift
- ISPM 15 exempt



VALLEYCRAFT
ALL IN A DAY'S WORK

| Model No. | Deck Size L" x W" | Stringer Height" | Construction | Capacity lbs. | Wt. lbs. |
|-----------|-------------------|------------------|---------------|---------------|----------|
| MA373 | 24 x 12 | 1 1/2 | Black Plastic | 800 | 1 |
| MA374 | 24 x 15 | 1 1/2 | Black Plastic | 800 | 1 1/4 |

XPRESSPAL® HD NESTABLE PALLETS

- For moving, storing, and distributing product loads within a single warehouse or distribution center, or an entire supply chain
- Structural foam molded
- Recyclable
- Pallet Entry: 4-Way
- Colour: Black



ORBIS

| Model No. | L" | Dimensions | | | H" | Capacity lbs. | | Wt. lbs. |
|-----------|----|------------|----|---|-----|---------------|---------|----------|
| | | x | W" | x | | Static | Dynamic | |
| CG120 | 48 | x | 40 | x | 5.8 | 30 000 | 4000 | 35 |

DRUM PALLETS

The 48" x 48" one-piece drum pallet features four molded-in rings to secure the drums during transportation, underside rings for secure double stacking and complete flow through design.

- 100% recycled plastic
- Pallets fit side by side in regular trailers
- Standard colour: Black
- Fork truck entry: 4-ways
- Hand truck entry: 4-ways
- ISPM 15 exempt



ORBIS

| Model No. | L" | Dimensions | | | H" | Capacity lbs. | | Wt. lbs. |
|-----------|------|------------|------|---|-----|---------------|---------|----------|
| | | x | W" | x | | Static | Dynamic | |
| CC153 | 48.8 | x | 48.8 | x | 5.5 | 30 000 | 4000 | 57 |

RETAIL DISPLAY PALLETS

- Modular
- This pallet offers marketers an attractive display solution with efficient material handling
- Easily creates in-aisle or end-of-aisle displays
- The flat, smooth surface allows for easy set up in a warehouse or co-packing facility
- Can be moved directly to sales floor to reduce labor costs and maximize storage space
- Decreases safety liabilities and product shrink by eliminating sharp edges, splinters and nails found in wood alternatives
- Pallet Entry: 4-Way
- ISPM 15 exempt

ORBIS



MN709

| Model No. | L" | Dimensions | | | H" | Capacity lbs. | | Wt. lbs. |
|-----------|----|------------|----|---|-----|---------------|---------|----------|
| | | x | W" | x | | Static | Dynamic | |
| MN709 | 24 | x | 24 | x | 5.5 | 8000 | 1000 | 9 |
| MN713 | 48 | x | 24 | x | 5.5 | 15 000 | 2000 | 19 |
| MN710 | 48 | x | 48 | x | 5.5 | 20 000 | 4000 | 38 |
| MN712 | 48 | x | 40 | x | 5.5 | 30 000 | 4000 | 39.3 |

SMALL-FORMAT PALLET

- Truckload Quantity (53' trailer): 1,845
- 30" pallet width provides access through narrow doorways and is easy to manoeuvre
- Designed to optimize the supply chain of small retailers
- Generous clearance for forklifts to de-nest a full stack of pallets
- Added efficiency with molded-in stretch wrap notches in each pallet corner
- Recyclable
- Pallet Entry: 4-Way
- Colour: Black
- Material: Plastic



ORBIS

| Model No. | L" | Dimensions | | | H" | Capacity lbs. | | Wt. lbs. |
|-----------|----|------------|----|---|----|---------------|---------|----------|
| | | x | W" | x | | Static | Dynamic | |
| CF933 | 42 | x | 30 | x | 6 | 10 000 | 2000 | 20 |

STACKABLE PLASTIC PALLETS

- Economic, environmental and efficient alternative to wood pallets
- Smooth surfaces and lack of sharp edges protect workers from injury
- Nearly 100% of the content is recoverable for use in new pallets
- Produced from recycled material
- ISPM 15 exempt
- Includes runners
- Pallet Entry: 4-Way
- Colour: Black



ORBIS

| Model No. | Dimensions | | | | Capacity lbs. | | Wt. lbs. |
|-----------|------------|---|----|---|---------------|-----------|----------|
| | L" | x | W" | x | Static | Dynamic | |
| CG031 | 48 | x | 40 | x | 5.6 | 6500 2300 | 20 |

NESTABLE SINGLE-FACED PALLETS

- 1-piece structural foam pallets are lightweight, nestable and recyclable
- High-density polyethylene construction
- Large rectangular legs make it an excellent choice for most conveyor systems
- Fork lift: 4-ways
- Pallet truck: 4-ways
- ISPM 15 exempt




ORBIS

| Model No. | Dimensions | | | | Capacity lbs. | | Wt. lbs. |
|-----------|------------|---|----|---|---------------|----------------|----------|
| | L" | x | W" | x | H" | Static Dynamic | |
| CB524 | 48 | x | 48 | x | 5 3/4 | 30 000 4000 | 45.5 |

RACKSTAR II PALLETS

- Highly impact resistant design
- 100% recyclable with fully removable reinforcement structure
- Solid wall design for increased durability
- 4-way forklift accessible
- Easy to sanitize
- Removable/repairable stringers or full frame bottom, with easy-to-replace fasteners, are available for added capacity in forklift and conveyor use
- Rackable
- ISPM 15 exempt

Rackstar II Pallet



ORBIS

| Model No. | Description | Dim. L" x W" | Capacity lbs. | | Capacity lbs. | | | Wt. lbs. |
|-----------|--|--------------|---------------|---------|---------------|-----------------|----------------|----------|
| | | | Static | Dynamic | Decking | Centre Supports | Edge Supported | |
| CC163 | w/o Lip (Includes 16 Deck Grommets) | 48 x 40 | 30000 | 6000 | 6000 | 6000 | 3000 | 56.6 |

STACK'R MD PALLETS

- Open Deck With Stringer
- Designed specifically for stacking and racking applications
- Made of 100% HDPE
- The smooth, non-porous construction protects product and does not absorb moisture or odor
- Pallet Entry: 4-Way
- ISPM 15 exempt



ORBIS

| Model No. | Dimensions | | | | Capacity lbs. | | Wt. lbs. |
|-----------|------------|---|----|---|---------------|----------------|----------|
| | L" | x | W" | x | H" | Static Dynamic | |
| MN726 | 48 | x | 40 | x | 5.9 | 30 000 4000 | 44.4 |

PALLET DOLLY

- Fits most standard pallets up to 42" x 48"
- Can be used with loaded or empty pallets
- (4) 6" swivel polyurethane casters, (2) with brakes
- Rugged, angle iron construction with load retention corner brackets
- Capacity: 3000 lbs.
- Width: 48.5"
- Depth: 43"
- Height: 8"

Model No. MP044




KLETON



DOUBLE DECK STACKABLE PALLETS

- Designed for handling and shipping heavy products
- Manufactured in HDPE structural foam
- An economic, environmental and efficient alternative to wood pallets or skids
- Double deck design, ideal for stack loading, conveying systems, distribution and static storage
- 4-way entry for fork and hand trucks
- ISPM 15 exempt

ORBIS



| Model No. | Dimensions | | | | Capacity lbs. | | Wt. lbs. |
|-----------|------------|---|------|---|---------------|----------------|----------|
| | L" | x | W" | x | H" | Static Dynamic | |
| MN168 | 48.7 | x | 47.7 | x | 7.5 | 30 000 4000 | 62 |

OPEN DECK PALLET

- Nestable plastic pallets are ideal for material handling operations in warehouses, distribution centers, or closed loop supply chains
- Dimensional consistency makes plastic pallets compatible with high speed automation systems
- When empty, plastic pallets nest atop one another for cost-effective return freight and storage space use
- Conical feet allow for secure nesting ratios of up to 4:1
- Do not rot, splinter, or grow mildew
- Extremely light weight
- Excellently suited for one-way shipping and air cargo
- Stretch trap feature designed to enable secure wrapping of goods
- Pallet Entry: 4-Way

AKRO-MILS
CANADA



| Model No. | Dimensions | | | | Capacity lbs. | | Wt. lbs. |
|-----------|------------|---|----|---|---------------|----------------|----------|
| | L" | x | W" | x | H" | Static Dynamic | |
| MP606 | 48 | x | 40 | x | 5.2 | 3300 1650 | 11 |

MEDIUM-DUTY FOOD GRADE PALLETS

- Typically used in the food industry
- 1-piece construction with an open grid for easy cleaning
- Made of FDA compliant HDPE virgin material for direct food contact
- Edge-supported pallet on a rack can hold up to a 1000-lb evenly distributed load
- 4-way fork lift or pallet truck entry
- ISPM 15 exempt



| Model No. | Dimensions | | | | Capacity lbs. | | Wt. lbs. |
|-----------|------------|---|----|---|---------------|----------------|----------|
| | L" | x | W" | x | H" | Static Dynamic | |
| MN490 | 48 | x | 40 | x | 6-1/10 | 25 000 5000 | 35 |

KNIVES & CUTTERS

HEAVY-DUTY UTILITY KNIVES



| Model No. | Mfg. No. | Description |
|-----------|----------|--|
| PA227 | L-1 | Heavy-Duty Knife |
| PA228 | L-2 | Heavy-Duty Knife w/an Ergonomically-Designed Handle that Features a Rubber Grip Insert |
| PB861 | NL-AL | Auto-Lock Heavy-Duty Hand-Saver Utility Knife |
| PB949 | NA-1 | Cushion Grip Cutter w/Auto-Lock Blade Slide |
| PA190 | 180 | Quality at an Economical Price. Features Snap-Off Blades |
| PA224 | H-1 | Extra Heavy-Duty Cutter w/Rubber Grip Insert |
| PB834 | SK-4 | Carton Cutter Knife w/Self-Retracting Blade for Enhanced User Safety |
| PA212 | CL | 18mm Heavy-Duty Utility Knife with Ratchet Lock |
| PA246 | SL-1 | All Purpose Utility Knife |
| PB860 | 1118008 | 18 mm All-Over Rubber Grip HD Utility Knife |

REPLACEMENT BLADES

| Model No. | Use With | Blades /Pkg. |
|-----------|--|--------------|
| PA238 | All Knives Except PB949, PA190 and PA224 | 10 |
| PA239 | All Knives Except PB949, PA190 and PA224 | 50 |
| PA199 | PA190 and PB949 | 10 |
| PA731 | PA190 and PB949 | 50 |
| PB835 | PB834 Only | 10 |
| VQ359 | PA224 Only | 5 |
| VQ360 | PA224 Only | 20 |

STAINLESS STEEL SCISSORS

- Serrated edge grips material
- Industrial strength high-impact ABS handle and stainless steel blades
- Symmetrical handle design for right- and left-hand use
- Handle: Ring

| Model No. | Mfg. No. | Overall Length" |
|-----------|----------|-----------------|
| PC910 | SCS-1 | 5 |
| PC900 | SCS-2 | 7 |



DISPOSABLE CONCEALED BLADE SAFETY KNIFE

- Ultra-sharp stainless steel blade
- Protected blade exposure for ultimate safety
- Ideal for cutting bagged goods, corrugated boxes, plastic strapping, tape, stretch/shrink wrap and more
- Dual-sided blade for longer cutting
- Integrated tape splitter nose
- NSF rated for food handling use
- Cutting Depth: 4 mm

Model No. TCT572
Mfg. No. SK15-10



HEAVY-DUTY UTILITY KNIVES W/RATCHET LOCK

- Knife with ratchet-lock mechanism
- Wraparound anti-slip rubber grip and acetone-resistant handle
- Multi-purpose metal pick
- Replacement blades are available both in solid or snap off style
- Blade size: 18 mm



| Model No. | Mfg. No. | Style | Qty /Pkg. |
|---------------------------|----------|----------|-----------|
| PF611 | L5 | - | - |
| REPLACEMENT BLADES | | | |
| PC908 | LH-208 | Snap-Off | 5 |
| PC909 | LSOL-108 | Solid | 10 |

SAFETY KNIVES WITH CONCEALED BLADE

- Adjustable blade positioning design which allows for four cutting points on a single-edge utility blade
- Highly productive, it delivers 4x's more cuts than a single-edge, fixed blade "gooseneck" safety knife
- Uses the Olfa SKB-10 blade
- Fits both right and left-handed users with no blade adjustment necessary

Model No. PE929
Mfg. No. SK-10



REPLACEMENT BLADES

Model No. PE990 10/pkg.
Mfg. No. SKB-10/10B

INDUSTRIAL UTILITY KNIVES



aurora tools

| Model No. | Description |
|-----------|--|
| PF708 | 18 mm Blade, Self-Retracting |
| PF710 | 25 mm Blade, Screw-Lock, Heavy-Duty |
| PF711 | 18 mm Blade, Screw-Lock, Heavy-Duty |
| PE813 | 18 mm Blade, Screw-Lock, Industrial-Duty |
| PE814 | 18 mm Blade, Auto-Lock, Industrial-Duty |
| PE549 | 18 mm Blade, Auto-Lock, Standard-Duty, Lightweight |
| PE345 | 9 mm Blade, Auto-Lock, Standard-Duty |
| PE812 | 18 mm Blade, Auto-Lock, Heavy-Duty, Rubber Handle |
| PE815 | 9 mm Blade, Auto-Lock, Utility Grade |

REPLACEMENT BLADES

| Model No. | Use With |
|-----------|---|
| PF709 | PF708 Only, 10/Pkg. |
| PF205 | PF711, PE813, PE814, PE549 and PE812, 10/Pkg. |
| PE407 | PE815, PE345 and PE346, 10/Pkg. |
| PE410 | PF710 and PE349, 10/Pkg. |

1/2" STEEL STRAPPING SYSTEMS

EASY-TO-USE, EFFICIENT SYSTEM PROVIDES MAXIMUM STRENGTH PACKAGING, BUNDLING & PALLETIZING

Contains open seals for flat surfaces

Consists of the following components:

- 1- **PF404** 1/2" x 0.20" steel strapping
- 1- **PC446** cutter 3/8" - 1 1/4"
- 1- **PC938** 3/8" to 3/4" wide standard tensioner
- 1- **PA550** 1/2" wide sealer for open seals
- 1- **PF408** 1/2" wide open seals 2000/box
- 1- **PE555** dispenser

Model No. **PB654**



1/2" POLYPROPYLENE STRAPPING SYSTEMS

Consists of the following components:

- 1- **PF985** 1/2" x 5600', 750-lb. strength poly strapping
- 1- **PE555** dispenser
- 1- **PA555** 1/2" poly sealer
- 1- **PC939** polypropylene and polyester tensioner
- 1- **PF408** 1/2" open seals, 2000/box

Model No. **PD023**



POLYPROPYLENE & POLYESTER STRAPPING DISPENSERS

- Cart includes large storage tray for strapping accessories
- For use with 1/2" - 3/4" strapping
- Heavy-duty 8" rubber wheels for easy maneuverability
- Accommodates core inside diameter: 8"

KLETON

Model No.

PF807



5/8" POLYESTER STRAPPING KITS

Consists of the following components:

- 1- **PE555** Dispenser
- 1- **PG175** 5/8" x 4000', 1400 lbs. strength polyester strapping
- 1- **PF991** 5/8" open seals, 1000/box
- 1- **PF992** 5/8" polyester sealer
- 1- **PF993** polyester strapping tensioner



KLETON

Model No.

PG187

STEEL & PLASTIC STRAPPING DISPENSERS

- Strapping cart is designed to be compatible with polyester, polypropylene and steel strapping
- The unique multi-tier discs accommodate three core strapping sizes: 16" x 3", 16" x 6", and 8" x 8"
- Rubber rollers prevent strapping from unrolling
- Cart includes large storage tray for strapping accessories
- Heavy-duty 8" rubber wheels for easy maneuverability

KLETON

PG283

Model No.

Colour

PE555

Blue & Yellow

PG283

Black



1/2" POLYESTER STRAPPING KITS

Consists of the following components:

- 1- **PB021** 1/2" x 3900', 600-lb strength polyester strapping
- 1- **PB753** dispenser
- 1- **PA555** 1/2" poly sealer
- 1- **PC939** polypropylene and polyester tensioner
- 1- **PA509** 1/2" open seals, 2000/box



Model No.

PD027

EDGEBOARD CORNER PROTECTORS

- Improves stocking strength and cushions package edges against hard knocks
- Also helps improve the flow of strapping and stretch film around the product
- 20 per bundle

CORNER EDGE Products Ltd.



PRE-BUNDLED PACKS

| Model No. | Leg" | Thickness" | Length" |
|--------------|-----------|------------|---------|
| PB264 | 2.5 x 2.5 | 0.200 | 36 |
| PB265 | 2.5 x 2.5 | 0.200 | 42 |
| PB266 | 2.5 x 2.5 | 0.200 | 48 |
| PB267 | 3 x 3 | 0.200 | 36 |
| PB268 | 3 x 3 | 0.200 | 42 |
| PB269 | 3 x 3 | 0.200 | 48 |

Note: Pallet quantities are available.

Other thicknesses and lengths available upon request.

PACKAGING SUPPLIES

STEEL STRAPPING

- Strongest material for a wide range of strapping requirements
- Ideal for heavy shipments that require stronger protection over polypropylene and polyester
- Black painted and waxed finished
- Oscillated wound

KLETON



| Model No. | Strap Width" | Strap Thickness" | Feet/Coil | Strength (Lbs.) |
|-----------|--------------|------------------|-----------|-----------------|
| PG001 | 3/8 | 0.015 | 5310 | 680 |
| PG002 | 3/8 | 0.020 | 3800 | 900 |
| PG003 | 1/2 | 0.015 | 3550 | 910 |
| PF404 | 1/2 | 0.020 | 2940 | 1200 |
| PG004 | 1/2 | 0.023 | 2370 | 1380 |
| PG005 | 5/8 | 0.015 | 2820 | 1125 |
| PF405 | 5/8 | 0.020 | 2360 | 1500 |
| PG006 | 5/8 | 0.023 | 1890 | 1725 |
| PG007 | 3/4 | 0.015 | 2385 | 1360 |
| PF406 | 3/4 | 0.020 | 1960 | 1800 |
| PG008 | 3/4 | 0.023 | 1580 | 2070 |
| PG515* | 1-1/4 | 0.029 | 760 | 5500 |
| PF407* | 1-1/4 | 0.031 | 760 | 5500 |

* Ribbon wound

STEEL STRAPPING TENSIONERS

PUSH BAR STYLE

- Accepts steel strapping 0.020" thick
- Light tension, limited take-up
- Ideal for applications on small, round or irregular surfaces



FEED-WHEEL STYLE

- Accepts steel strapping 0.035" thick
- Fast and easy operation
- Medium/heavy tension, unlimited take-up
- Ideal for applications on flat surfaces



KLETON

PUSH BAR STYLE


| Model No. | Description | Width" |
|-----------|-------------|-----------|
| PA567 | Standard | 3/8 - 1/2 |
| PE350 | Heavy-Duty | 3/8 - 3/4 |

FEED-WHEEL STYLE

| Model No. | Description | Width" |
|-----------|-------------|-------------|
| PC938 | Standard | 3/8 - 3/4 |
| PC399 | Heavy-Duty | 3/4 - 1 1/4 |

STEEL SEALS

- All fully galvanized steel
- Open (Snap-on) type:
Used on flat and smooth surfaces
- Fully closed (push) type:
Used on curver and irregular surfaces



Open Type



Closed Type

KLETON

| Model No. | Strap Width" | Qty /Box |
|-----------------------|--------------|----------|
| OPEN (SNAP-ON) | | |
| PF408 | 1/2 | 2000 |
| PF409 | 5/8 | 2000 |
| PF410 | 3/4 | 2000 |
| PF411 | 1/2 | 5000 |
| PF412 | 5/8 | 5000 |
| PF413 | 3/4 | 5000 |
| PF414 | 1 1/4 | 1000 |

| Model No. | Strap Width" | Qty /Box |
|----------------------------|--------------|----------|
| FULLY CLOSED (PUSH) | | |
| PF415 | 1/2 | 2000 |
| PF416 | 5/8 | 2000 |
| PF417 | 3/4 | 2000 |
| PF418 | 1/2 | 5000 |
| PF419 | 5/8 | 5000 |
| PF420 | 3/4 | 5000 |
| PF421 | 1 1/4 | 1000 |

SAFETY CUTTERS FOR STEEL STRAPPING

STANDARD-DUTY

- Cuts steel strapping 3/8-1 1/4" wide x .036" thick
- Safety design holds strapping in place to prevent injuries from flying ends
- Rubber pads gently release strapping when being cut

Model No. PC446



HEAVY-DUTY

- Cuts steel strapping 3/8-2" wide x .050" thick
- Powerful drop-forged steel design
- Heavy-duty performance for industrial applications
- 24" long

Model No. PC479



KLETON

MANUAL SEALLESS STEEL STRAPPING TOOL

- Multi purpose tool cuts, tightens and seals for optimal working efficiency
- Keeps straps secure with punch joint sealing
- Made to withstand high volume usage
- Type: Push Bar
- Fits Strap Width: 1/2" - 3/4"
- Fits Strapping Thickness: 0.015" - 0.027"

Model No. PF705



KLETON

STANDARD STEEL STRAPPING SEALERS

FOR USE WITH OPEN SEALS

- Double notch creates a strong interlocking joint
- Heat-treated steel construction for added durability
- Ball handles provide a superior grip
- Ideal for use with feed-wheel tensioners

KLETON

| Model No. | Width" | Strap Thickness" |
|-----------|--------|------------------|
| PA550 | 1/2 | 0.018 - 0.023 |
| PA562 | 5/8 | 0.018 - 0.023 |
| PA551 | 3/4 | 0.018 - 0.027 |



FOR USE WITH CLOSED & SEMI-CLOSED SEALS

- Single notch
- Chrome-plated steel construction
- Ball handles provide a superior grip
- Ideal for use with push-bar style tensioners

| Model No. | Width" | Strap Thickness" |
|-----------|--------|------------------|
| PE351 | 1/2 | 0.018 - 0.023 |
| PE352 | 5/8 | 0.018 - 0.023 |
| PE353 | 3/4 | 0.018 - 0.027 |



HEAVY-DUTY STEEL STRAPPING SEALER

- Single notch
- Heat-treated steel construction for added durability
- Ideal for use with push-bar style tensioners
- For use with 1 1/4" wide steel strapping
- 28" long
- Accepts steel strapping between 0.025" to 0.035" thick

Model No. PB016 (for closed & semi-closed seals)

Model No. PF687 (for open seals)



KLETON

POLYESTER STRAPPING

- Ideal for medium to heavy-duty palletizing
- Moisture-resistant, safe to handle and recyclable
- Approved by the Association of American Railroads (AAR)
- Strap Thickness: 0.035"
- Colour: Green
- Core Size: 16" x 6"



KLETON

| Model No. | Grade | Strap Width" | Strength lbs. | Feet /Coil | Wt. lbs. |
|-----------|--------|--------------|---------------|------------|----------|
| PG175 | Manual | 5/8 | 1400 | 4000 | 55.65 |

POLYPROPYLENE STRAPPING

- Ideal for light-duty palletizing and bundling
- Lightweight, easy-to-use and recyclable

PF984



PF985



KLETON

| Model No. | Grade | Strap Width" | Strap Thickness" | Colour | Strength (lbs.) | Feet / Coil | Weight (lbs.) | Core Size" |
|-----------|---------|--------------|------------------|--------|-----------------|-------------|---------------|------------|
| PF983 | Machine | 3/8 | 0.024 | White | 300 | 12900 | 28 | 8 x 8 |
| PF984 | Machine | 1/2 | 0.023 | White | 300 | 9900 | 31 | 8 x 8 |
| PF985 | Manual | 1/2 | 0.035 | Black | 750 | 5600 | 40 | 16 x 6 |
| PF986 | Manual | 1/2 | 0.032 | Black | 600 | 7200 | 31 | 16 x 6 |
| PF987 | Manual | 1/2 | 0.032 | Black | 600 | 7200 | 31 | 8 x 8 |
| PF988 | Manual | 5/8 | 0.030 | Black | 700 | 6000 | 31 | 8 x 8 |

POLYESTER STRAPPING SEALERS

- Heat-treated steel construction for superior strength and durability
- Prevents strapping from loosening during transit
- Long 18" handle requires less effort
- Offset jaws are longer on one side for better grip
- Specially designed for use with serrated seals
- Fits Strap Width: 5/8"

Model No. PF992

KLETON



POLYPROPYLENE STRAPPING WITH BUCKLES

- Hand strap for large or small packages of all shapes
- Self-dispensing box for convenience
- Includes 360 steel buckles
- Length: 3300'
- Colour: Black
- Strength: 300 lbs.
- Strapping Material: Polypropylene
- Fits Strapping Width: 1/2"

Model No. PG010



SERRATED STRAPPING SEALS

- Serrated seals for use with polyester strapping



KLETON

Sold per Box

| Model No. | Type | Fits Strap Width" | Qty /Box |
|-----------|------|-------------------|----------|
| PF991 | Open | 5/8 | 1000 |

POLYPROPYLENE STRAPPING SEALERS

- Heat-treated steel construction for superior strength and durability
- Prevents strapping from loosening during transit
- Long 18" handle requires less effort
- Use on steel seals

| Model No. | Strap Width" | Strap Thickness" |
|-----------|--------------|------------------|
| PA555 | 1/2 | ≤ 0.027 |
| PA556 | 5/8 | 0.023 - 0.039 |
| PF459 | 3/4 | ≤ 0.027 |



KLETON

POLYPROPYLENE & POLYESTER STRAPPING TENSIONER

- Ideal for applications on flat surfaces
- Accepts strapping 3/8 - 3/4" wide and up to 0.035" thick
- Superior design and performance
- Premium copper bushings
- Built-in strapping cutter

Model No. PC939



KLETON

SEALS & BUCKLES FOR POLYPROPYLENE STRAPPING

Steel Seals



Wire Buckles



Plastic Buckles



| Model No. | Strap Width" | Type | Qty /Box |
|------------------------|--------------|-----------|----------|
| STEEL SEALS | | | |
| PA509 | 1/2 | Open | 2000 |
| PA510 | 5/8 | Open | 2000 |
| PC886 | 3/4 | Open | 1000 |
| PLASTIC BUCKLES | | | |
| PA500 | 3/8 | Plastic | 1000 |
| PA498 | 1/2 | Plastic | 2000 |
| WIRE BUCKLES | | | |
| PA501 | 1/2 | Wire | 2000 |
| PA502* | 1/2 | H.D. Wire | 1000 |
| PA503 | 5/8 | Wire | 2000 |
| PA504* | 5/8 | H.D. Wire | 1000 |

*Recommended for strap with strength over 400 lbs.

PACKAGING SUPPLIES

PROLITE™ HAND STRETCH FILM

- New technology allows lighter gauge to perform like 60-75 gauge films
- Silent and clear film resists puncturing
- 14" x 1500' x 47ga (355 mm x 457m x 12 microns)

Prices are subject to market fluctuations

Model No. PE520



STRETCH WRAP DISPENSERS

- For a smooth, tight application of stretch wrap
- Tension control knob on top ensures a tight, smooth wrap; also provides a second hand grip for added stability
- Adjusts to hold rolls from 11" to 18" wide
- Wt.: 4 lbs.

Model No. PE354



MACHINE STRETCH FILM

- General purpose
- Engineered cast co-extruded film
- Cost effective
- 2 side cling
- Up to 250% stretch
- Each roll is packaged in a box
- Colour: Clear
- Type: Cast
- Width: 20"
- Length: 6000'
- Gauge: 80 Gauge (20.3 micrometers)

Prices are subject to market fluctuations

Model No. PF736



EXTENDED CORE HAND STRETCH WRAP

- 20" web for faster wrapping
- Cast co-extruded premium film
- 5" extended application handles
- No dispenser required
- Save time and energy
- Colour: Clear

Prices are subject to market fluctuations



| Model No. | Width" | Length' | Gauge |
|-----------|--------|---------|-----------------------|
| PF731 | 20 | 1000 | 80 (20.3 micrometers) |
| PF732 | 20 | 700 | 120 (30 micrometers) |

BUBBLE SHIPPING MAILERS

- Protective shipping envelopes offer superior protection
- Lightweight saves on shipping costs
- Self-sealing adhesive closure
- Material: Kraft
- Colour: Golden Kraft



| Model No. | Length" | Width" |
|-----------|---------|--------|
| PG238 | 10 | 6 |
| PG239 | 10 | 5 |
| PG240 | 8 | 4 |
| PG241 | 12 | 7-1/4 |
| PG242 | 12 | 8-1/2 |
| PG243 | 14-1/4 | 8-1/2 |
| PG244 | 14-1/2 | 9-1/2 |
| PG245 | 16 | 10-1/2 |
| PG246 | 19 | 12-1/2 |
| PG247 | 20 | 14-1/4 |

STRETCH WRAP

- Conventional cast hand film
- Quiet
- High clarity
- Limited neck down
- Colour: Clear

Prices are subject to market fluctuations



| Model No. | Width" | Length' | Gauge |
|-----------|--------|---------|------------------------|
| PF718 | 14 | 1476 | 80 (20.3 micrometers) |
| PF719 | 13 | 1476 | 75 (19 micrometers) |
| PF720 | 13 | 1476 | 65 (16.5 micrometers) |
| PF721 | 12 | 1476 | 47 (12 micrometers) |
| PF722 | 18 | 1500 | 80 (20.3 micrometers) |
| PF724 | 18 | 1000 | 120 (30.5 micrometers) |
| PF725 | 15 | 1500 | 80 (20.3 micrometers) |

BANDING FILM

- Premium cast bundling film
- Ideal for unitizing several small items into one package
- Can be applied to the top of a pallet load to enhance stability
- One handle included in each case
- Colour: Clear

Prices are subject to market fluctuations




| Model No. | Width" | Length' | Gauge | Qty /Case |
|-----------|--------|---------|------------------------|-----------|
| PF727 | 3 | 1500 | 80 (20.3 micrometers) | 18 Rolls |
| PF728 | 5 | 700 | 115 (29.2 micrometers) | 12 Rolls |
| PF729 | 5 | 1500 | 80 (20.3 micrometers) | 12 Rolls |
| PF730 | 3 | 700 | 115 (29.2 micrometers) | 18 Rolls |

STRETCH WRAP

- Conventional blown hand film
- Cost effective
- High puncture resistance
- Aggressive cling
- Outstanding containment
- Colour: Opaque Black

Prices are subject to market fluctuations



| Model No. | Width" | Length' | Gauge |
|-----------|--------|---------|-----------------------|
| PF723 | 15 | 1500 | 80 (20.3 micrometers) |
| PF733 | 18 | 1500 | 80 (20.3 micrometers) |

PACKING LIST ENVELOPES

- Ideal for packing slips, invoices, spec sheets, warranties, instructions, etc.
- Style: Backloading
- Qty/Case: 1000

PF878



PF880



PF879



| Model No. | Message | Length" | Width" | Inside Dimensions" |
|-----------|-----------------------------------|---------|--------|--------------------|
| PF878 | Bilingual "Packing List Enclosed" | 4-1/2 | 5-1/2 | 4 x 5 |
| PF880 | English "Packing List Enclosed" | 4-1/2 | 5-1/2 | 4 x 5 |
| PF879 | Blank | 4-1/2 | 5-1/2 | 4 x 5 |
| PF881 | Blank | 7 | 5-1/2 | 6-1/2 x 5 |
| PF882 | Bilingual "Packing List Enclosed" | 7 | 5-1/2 | 6-1/2 x 5 |
| PF883 | Blank | 10 | 5-1/2 | 9-1/2 x 5 |

HEAVY-DUTY STAPLE GUN

- All-steel construction with rubberized handle for superior grip
- Easy squeeze, double leverage handle reduces operator fatigue
- Hand-contoured handle features molded plastic handle stop
- Bottom loading with jam proof mechanism
- Adjustable driving force facilitates use
- Accepts staples in three lengths: 5/16", 3/8" and 1/2", with a crown width of 3/8"

Model No. PE337



aurora tools

STAPLES

- Cold rolled steel construction
- 3/8" (10.5 mm) flat crown staples
- For use in most industrial staple guns
- 500 per box



aurora tools

| Model No. | Dimensions |
|-----------|--------------|
| ON919 | 5/16" (8 mm) |
| ON920 | 3/8" (10 mm) |
| ON921 | 1/2" (12 mm) |

HEAT IMPULSE SEALERS

- Used for sealing polyethylene, polypropylene, and PVC bags
- Compact design
- Lightweight
- Easy to operate
- 110 V
- Seal width of 2 mm



KLETON

| Model No. | Size" | Power |
|-----------|-------|-------|
| PF464 | 8 | 260 W |
| PF465 | 12 | 380 W |

KLETON

PACKING LIST ENVELOPES

- Polyethylene envelopes are 100% waterproof and self-adhesive on any surface
- Will not peel off in transit
- Top loading style
- Once packing list is inserted in envelope, no dirt or moisture can penetrate
- Inside dimensions: 4 1/2" x 5 1/2"
- Weight: 7 lbs.
- 1000 per case

Model No. AMB459
Mfg. No. TC-1

3M



CARTON SIZER

- Ideal for cutting boxes down to the desired depth
- Lowers cost on shipping and packaging fill materials
- 12" ruler allows for precise measuring
- Replacement blade: PF346

Model No. PF345



CORRUGATED CARTONS

- 125 to 200-lb. test cartons withstand rough handling during shipment
- Shipped flat to save storage space

Withstands rough handling during shipment



| Model No. | Dimensions L" x W" x D" | Test lbs. |
|---------------------------------------|-------------------------|-----------|
| APPROX. 20 TO 30-LBS. CAPACITY | | |

| | | |
|-------|--------------|------|
| PA136 | 6 x 6 x 6 | 125C |
| PA137 | 7 x 4 x 4 | 125C |
| PA138 | 8 x 6 x 4 | 125C |
| PA140 | 8 x 8 x 8 | 125C |
| PA141 | 9 x 6 x 6 | 125C |
| PA112 | 10 x 10 x 10 | 125C |
| PA113 | 11 x 10 x 3 | 125C |
| PA132 | 12 x 12 x 7 | 125C |
| PA114 | 12 x 12 x 12 | 125C |
| PA139 | 13 x 8 x 6.5 | 125C |
| PA115 | 13 x 10 x 10 | 125C |
| PA133 | 14 x 12 x 8 | 125C |

| Model No. | Dimensions L" x W" x D" | Test lbs. |
|--------------------------------|-------------------------|-----------|
| APPROX. 50-LB. CAPACITY | | |

| | | |
|-------|----------------|------|
| PB501 | 14 x 14 x 14 | 175C |
| PA116 | 15 x 11 x 11 | 175C |
| PA117 | 16 x 12 x 10 | 175C |
| PA118 | 16 x 16 x 16 | 175C |
| PA122 | 18 x 12 x 6 | 175C |
| PA123 | 18 x 12 x 9 | 175C |
| PA120 | 18 x 12 x 12 | 175C |
| PA121 | 18 x 15 x 10 | 175C |
| PA119 | 18 x 18 x 18 | 175C |
| PA126 | 20 x 20 x 20 | 175C |
| PA111 | 21 x 14.5 x 15 | 175C |
| PA127 | 21 x 15 x 11 | 175C |
| PA124 | 24 x 19 x 19 | 175C |

| Model No. | Dimensions L" x W" x D" | Test lbs. |
|--------------------------------|-------------------------|-----------|
| APPROX. 70-LB. CAPACITY | | |

| | | |
|-------|--------------|------|
| PA125 | 21 x 20 x 16 | 200C |
| PA135 | 24 x 14 x 24 | 200C |
| PA129 | 24 x 19 x 24 | 200C |
| PA131 | 26 x 19 x 30 | 200C |
| PB502 | 26 x 26 x 26 | 200C |
| PB503 | 30 x 30 x 30 | 200C |
| PB504 | 36 x 36 x 36 | 200C |

POLY TUBING

- Need special size bags for odd-shaped or extra-large products
- Just cut the length you need, insert your product and seal the ends for a custom fit every time
- 4-mil poly tubing available in 3" width to 24" width,
- 2 mil also available



Alte-Rego Corporation

| Model No. | Roll Size" | Roll Dia." (+/-2") | Approx. lbs. Roll | Approx. Length/Roll' |
|-----------|------------|--------------------|-------------------|----------------------|
| PF105 | 3 | 19 | 25 | 2604 |
| PF107 | 5 | 14.5 | 25 | 1563 |
| PF096 | 6 | 18.5 | 50 | 1832 |
| PF099 | 8 | 15.5 | 50 | 1563 |
| PF103 | 10 | 14.5 | 50 | 1562 |
| PF098 | 12 | 13 | 50 | 1302 |
| PF101 | 16 | 11.5 | 50 | 977 |
| PF097 | 24 | 9.5 | 50 | 651 |

PACKAGING SUPPLIES

TAPE DISPENSERS

- Industrial quality tape guns constructed of steel and high impact plastic frame
- Adjustable brake lets you choose the desired release tension



PE321

Retractable safety blade protects operator from injury



PF713

Non-retractable blade with safety cap

| Model No. | Description | Blade |
|-----------|---------------------------|-----------------|
| PE321 | 2" Standard-Duty, Plastic | Retractable |
| PE322 | 2" Heavy-Duty, Steel | Retractable |
| PE323 | 3" Heavy-Duty, Steel | Retractable |
| PF712 | 2" Standard-Duty, Plastic | Non-retractable |
| PF713 | 2" Heavy-Duty, Steel | Non-retractable |
| PF714 | 3" Heavy-Duty, Steel | Non-retractable |

ACRYLIC BOX SEALING TAPE

- Quality acrylic adhesive tape provides consistent performance
- Ideal for long term storage and lightweight carton sealing
- Works well in extreme temperatures
- Will not yellow with age
- Colour: Clear




| Model No. | Dimensions | Thickness Microns | Thickness Mils |
|-----------|---------------------------|----------------------|-------------------|
| PF231 | 48 mm x 66 m (2" x 216') | 40 | 1.6 |
| PF232 | 48 mm x 100 m (2" x 328') | 40 | 1.6 |
| PF233 | 48 mm x 100 m (2" x 328') | 50 | 2.0 |
| PF234 | 72 mm x 66 m (3" x 216') | 40 | 1.6 |
| PF235 | 48 mm x 132 m (2" x 432') | 40 | 1.6 |

TARTAN™ 369 BOX SEALING TAPE

TARTAN™ 369 GENERAL PURPOSE

- Offers good holding power for lightweight cartons
- Utility grade polypropylene



SCOTCH® 371 INDUSTRIAL

- Known for its consistent adhesive
- Sticks instantly to any shape or surface

| Model No. | Dimensions | Total Thickness | Rolls /Case |
|------------------------------------|----------------------------|-------------------------|-------------|
| TARTAN™ 369 GENERAL PURPOSE | | | |
| PB883 | 2" x 328' (48 mm x 100 m) | 1.6 mil, 25 micrometers | 36 |
| PC881 | 2" x 432' (48 mm x 132 m) | 1.6 mil, 25 micrometers | 48 |
| PA586 | 2" x 2997' (48 mm x 914 m) | 1.6 mil, 25 micrometers | 6 |
| SCOTCH® 371 INDUSTRIAL | | | |
| PB884 | 2" x 328' (48 mm x 100 m) | 2.0 mil, 30 micrometers | 36 |

HIGHLAND™ 203 MASKING TAPE

- General purpose
- Pressure sensitive
- Ideal for holding, bundling, sealing and non-critical masking
- 55 m (180') per roll



| Model No. | Width | Rolls /Case |
|-----------|----------------|-------------|
| AMA015 | 12 mm (1/2") | 72 |
| PC049 | 18 mm (3/4") | 48 |
| PC050 | 24 mm (1") | 36 |
| PC051 | 36 mm (1 1/2") | 24 |
| PC052 | 48 mm (2") | 24 |
| PC588 | 72 mm (3") | 12 |

HOT MELT BOX SEALING TAPE

- Possesses superior holding power and tensile strength
- Ideal for use with boxes containing high amounts of recycled content
- Suitable for shipping and short-term storage
- Type: Hand
- Colour: Clear



| Model No. | Dimensions | Thickness Mils |
|-----------|---------------------------|-------------------|
| PG127 | 48mm x 66m(2" x 216') | 1.6 |
| PG128 | 48 mm x 100 m (2" x 328') | 1.6 |
| PG129 | 48 mm x 100 m (2" x 328') | 2.0 |
| PG130 | 72 mm x 66 m (3" x 216') | 1.6 |
| PG131 | 48 mm x 132 m (2" x 432') | 1.6 |

SCOTCH® 3771 BOX SEALING TAPE WITH MESSAGE

- 3M™ #371 box sealing tape
- All messages are red on white
- Trilingual (English, French, Spanish)
- 48 mm x 100 m rolls
- Adhesive: Hot Melt
- Material: Polypropylene
- Colour: Clear

PA601



| Model No. | Message | Thickness Microns | Thickness Mils | Rolls /Case |
|-----------|--------------------------|----------------------|-------------------|-------------|
| PA600 | If seal is broken... | 30 | 2.0 | 36 |
| PA601 | Fragile handle with care | 30 | 2.0 | 36 |

TARTAN™ 8934 FILAMENT TAPE

- Ideal for light to medium-duty strapping
- Abrasion and moisture resistant
- Allows printing and illustrations to be seen through tape
- 100-lb. tensile strength



| Model No. | Dimensions | Rolls /Case |
|-----------|----------------------------|-------------|
| PC595 | 1/2" x 180' (12 mm x 55 m) | 72 |
| PC596 | 3/4" x 180' (18 mm x 55 m) | 48 |
| PC597 | 1" x 180' (24 mm x 55 m) | 36 |
| PC749 | 2" x 180' (48 mm x 55 m) | 24 |
| PE355 | 1" Filament Tape Dispenser | - |

SCOTCH® PERFORMANCE 231 MASKING TAPE


- Excellent for reducing paint edge buildup
- Leaves no adhesive residue
- Excellent holding capability
- High performance
- Capable of 250°F for 1 hour
- 55 m (180') per roll



| Model No. | Width | Rolls /Case |
|-----------|----------------|-------------|
| PC538 | 18 mm (3/4") | 48 |
| PC485 | 24 mm (1") | 36 |
| PC539 | 36 mm (1 1/2") | 24 |
| PC531 | 48 mm (2") | 24 |
| PC486 | 72 mm (3") | 12 |

VINYL DUCT TAPE 3903

- General purpose vinyl duct tape
- Ideal for sealing and protecting surfaces and openings from dust, dirt and moisture
- Good for colour coding, general maintenance as well as wrapping and bundling
- Leaves less adhesive residue on surfaces than the traditional cloth duct tapes
- Easy to tear by hand
- 50 mm x 45.5 m (2" x 149.25')
- Thickness: 6.3 mils



3M

| Model No. | Colour | Rolls /Case |
|-----------|--------|-------------|
| PB961 | Grey | 24 |
| PB962 | Blue | 24 |
| PB963 | Green | 24 |
| PB964 | Yellow | 24 |
| PB965 | White | 24 |

MULTI-PURPOSE SILVER DUCT TAPE

- Ideal for many duct and moisture sealing, holding, protecting and bundling applications
- Polyethylene-coated cloth backing
- Rubber adhesive, high tack, easy tear
- 2" x 150' (48 mm x 45.7 m)
- 6-mil thick
- 24 rolls per case

Model No. PE464

3M



TARTAN™ 3939 SILVER DUCT TAPE

- Ideal for many duct and moisture sealing, holding, protecting, and bundling applications
- Polyethylene coated cloth backing
- Rubber adhesive
- High tack
- Easy tear
- 48 mm x 55 m (2" x 180')
- Thickness: 9 mils

Model No. PC419

3M



DT17 SUPER-DUTY DUCT TAPE

- Ultra-thick, water-resistant backing resists wear and abrasion while still tearing easily by hand
- Superior strength for the most demanding applications
- Excellent for repairing, seaming, extra-strength bundling and helps in protecting metal parts and surfaces against sandblast overspray
- Aggressive rubber adhesive grips instantly to a wide variety of surfaces, including metal, glass, plastic and sealed concrete
- Tightly woven scrim provides high tensile strength, which is ideal for bundling applications
- Rolls stay cleaner with low-tack roll sides
- Width: 48 mm (2")
- Length: 32 m (105')
- Thickness: 17 mils
- Colour: Black

Model No. PG124

3M



GENERAL PURPOSE MASKING TAPE

- Designed for all general purpose masking projects offering a good adhesion to a wide variety of surfaces
- Resists lifting or curling
- Removes easily and cleanly
- Colour: Beige

aurora tools



| Model No. | Length | Width |
|-----------|-------------|--------------|
| PF886 | 55 m (180') | 18 mm (3/4") |
| PF887 | 55 m (180') | 24 mm (1") |
| PF888 | 55 m (180') | 48 mm (2") |

UTILITY GRADE DUCT TAPE

- Colour: Silver
- Ideal for a wide variety of projects and applications
- Water resistant
- Easy to tear

KLETON




| Model No. | Length | Width | Thickness |
|-----------|-------------|------------|-----------|
| PF689 | 45 m (150') | 50 mm (2") | 6 mils |
| PG374 | 55 m (180') | 50 mm (2") | 7.5 mils |
| PF688 | 55 m (180') | 50 mm (2") | 9 mils |

DT8 ALL-PURPOSE DUCT TAPE

- Hand-tearability, high tensile strength and conformability
- Ideal for contoured surfaces and quick labelling
- Good tensile strength for light-duty bundling
- Use for poly abatement, quick repairs, splicing, temporary holding and fast attachments
- Aggressive, synthetic and natural rubber adhesive provides instant adhesion to a wide variety of surfaces, including metal, glass, plastic and sealed concrete
- Tightly woven scrim provides high tensile strength, which is ideal for bundling applications
- Width: 48 mm (2")
- Length: 55 m (180')
- Thickness: 8 mils

3M



| Model No. | Colour | Rolls /Case |
|-----------|--------|-------------|
| PG118 | Black | 24 |
| PG116 | Silver | 24 |

DT11 HEAVY-DUTY DUCT TAPE

- Hand-tearability, high tensile strength and conformability
- Moisture-resistant seal in many containment situations, such as pipe sealing and attaching heavy poly-draping
- Sticks immediately and stays on irregular, hard-to-bond surfaces without lifting
- Width: 48 mm (2")
- Length: 55 m (180')
- Thickness: 11 mils

3M



| Model No. | Colour | Rolls /Case |
|-----------|--------|-------------|
| PG122 | Black | 24 |
| PG120 | Silver | 24 |

SUPER 77 SPRAY ADHESIVE

- Ideal for permanently adhering lightweight materials to metal, wood and cardboard
- Two actuators: standard (round) and wide (fan) spray patterns
- High tack, fast drying
- Coverage: 163 sq.ft.
- Net content: 16.5 oz
- 12 per case

Model No. PA003

3M



HI-STRENGTH 90 ADHESIVE

- Ideal for adhering to particle board, polyethylene, polypropylene, rubber and wood
- 1" to 3" adjustable spray width
- 1 to 2-minute drying time
- Coverage: 100 sq.ft.
- Net content: 17.6 oz
- 12 per case

Model No. PA001

3M



HI-TACK 76 ADHESIVE

- Ideal for adhering paper, fabric, cork, foil, rubber and more
- Excellent when strength or high temperature resistance is needed
- 1" to 3" adjustable spray width
- Coverage: 100 sq.ft.
- Net content: 18.1 oz
- 12 per case

Model No. PA002

3M



INDUSTRIAL MARKERS

FOR COLD SURFACES

B® PAINTSTIK® -50° TO 150°F

MARKAL®

The Original ALL Purpose Cold Surface Markers

- Real paint in stick form
- Ideal for long-lasting, weather, fade and abrasion resistant identification
- Leaves bright, highly visible marks on all materials, including asphalt, aluminum, glass, plastic, marble, lumber and steel
- Writes on rough, smooth, oily, wet, dry, icy and rusty surfaces

NE265



| Model No. | Colour | Model No. | Colour |
|-----------|--------|-----------|--------|
| PA298 | White | NE264 | Green |
| PA320 | Black | PA300 | Orange |
| PA309 | Yellow | PA353 | Grey |
| NE265 | Red | PA348 | Blue |

B-L® BLUE PAINTSTIK® -50° TO 150°F

Makes permanent marks that bleed through painted surfaces. Available in blue only.

Model No. PA356

PA356

MARKAL®



BALL PAINT MARKER® -50° TO 150°F

- Produce long lasting, weather and water resistant fine line marks with real paint that dries in minutes
- Writes like a pencil on metal, wood, plastics, rubber - any surface or material
- Packaged in unbreakable 2-oz. plastic bottles with cap to prevent drying or leaking

PA339



MARKAL®

| Model No. | Colour | Model No. | Colour |
|-----------|--------|-----------|--------|
| PA339 | White | PA345 | Green |
| PA340 | Yellow | PA343 | Orange |
| PA341 | Red | PA342 | Black |
| PA344 | Blue | | |

QUIK STIK® TWIST-UP PAINT MARKERS


MARKAL®

- All purpose paint marker for marking metal, wood, glass, plastic, cardboard and more
- Fast drying paint is fade and weather resistant
- 20% more marks than other brands
- Easy-to-use twist-up holder with self-storing cap keeps hands and clothing clean
- 72 per case

OP543



| Model No. | Colour |
|-----------|--------------------|
| PB937 | White |
| PB938 | Yellow |
| PB939 | Red |
| PB940 | Black |
| OP543 | Fluorescent Yellow |
| OP544 | Fluorescent Green |
| OP545 | Fluorescent Orange |
| OP546 | Fluorescent Pink |



VALVE ACTION® PAINT MARKERS

MARKAL®

MARKING RANGE -50° TO 150°F.

- A fast drying, lead free paint marker ideal for all surfaces
- Weather and fade resistant
- Replaceable fibre tip ensures full use of the marker



PA431

REPLACEMENT TIPS (12/PKG)

Model No. PA424

| Model No. | Colour |
|-----------|--------------------|
| PA418 | White |
| PA431 | Black |
| PA420 | Red |
| PA422 | Green |
| PA419 | Yellow |
| PA423 | Aluminum |
| PA421 | Blue |
| PE935 | Fluorescent Yellow |
| PE936 | Fluorescent Green |
| PE937 | Fluorescent Orange |
| PE938 | Fluorescent Pink |

PRO-LINE HP® MARKERS

- High performance paint marker has unsurpassed writing capabilities on oily, soapy and wet surfaces
- Excellent on most metals, coatings, plastics, glass, ceramics and other non-porous materials
- Low in halogenated compounds and sulphur allowing use in stainless steel and other corrosion sensitive applications

MARKAL®



PE511

| Model No. | Colour |
|-----------|--------|
| PE507 | White |
| PE508 | Yellow |
| PE509 | Red |
| PE510 | Black |
| PE511 | Blue |
| PE512 | Green |
| PE513 | Silver |
| PE514 | Orange |

Xylene Free!



PAINT-RITER™ WINDOW MARKER

- Removable on any non-porous surface
- Writes on glass, steel, aluminum, plastic and rubber
- Dries quickly to avoid smudging or running
- Easy removal with water and a cloth (or run the car through car wash)
- Fabric nib won't scratch delicate surfaces
- Marker Type: Liquid



OR073

MARKAL®

| Model No. | Colour |
|-----------|--------|
| OR073 | Yellow |
| OR074 | Green |
| OR075 | Orange |
| OR076 | Pink |
| OR077 | Blue |
| OR078 | Purple |

PAINT-RITER™ WATER-BASED PAINT MARKER

- Ideal for making clear, bold markings on almost any surface in environments where VOC issues and Xylene use is a concern
- Fast-drying and provides long-lasting, wear- and weather-resistant
- Safe for almost any surface, such as glass, plastic, pipes and tubes, rubber and tires, steel and iron
- Can be used for identification, quality control and parts inspection
- Marker Type: Liquid
- Marking Temperature Range: 40°F - 150°F (4°C - 66°C)
- Tip Size: 4.5 mm
- Mark Size: Approx. 1/8"

OR046

MARKAL®

| Model No. | Colour | Dry Time |
|-----------|--------|---------------|
| OR046 | White | 1 - 2 Minutes |
| OR047 | Yellow | 1 - 2 Minutes |
| OR048 | Red | 1 - 2 Minutes |
| OR049 | Black | 1 - 2 Minutes |
| OR050 | Orange | 1 - 2 Minutes |
| OR051 | Blue | 1 - 2 Minutes |
| OR052 | Green | 1 - 2 Minutes |
| OR053 | Purple | 1 - 2 Minutes |
| OR054 | Pink | 1 - 2 Minutes |



#15 SHARPIE® MARKERS

Fine point marker. Extra tough tip that will not spread or mush. High visibility ink.



PA393

| Model No. | Colour |
|-----------|--------|
| PA393 | Black |
| PA395 | Blue |
| PA392 | Red |

RECLOSABLE POLY BAGS

- Zippered opening allows for easy sealing, opening and resealing
- Keeps out dirt and moisture
- Hang-holes allow user to hang on hooks or pegs
- 2-mil or 4-mil thickness for heavier duty applications



| Model No. | Length" | x | Width" | Qty /Case |
|------------------------|---------|---|--------|-----------|
| 2-MIL THICKNESS | | | | |
| PE714 | 2 | x | 3 | 1000 |
| PE716 | 3 | x | 3 | 1000 |
| PE731 | 7 | x | 10 | 1000 |
| 4-MIL THICKNESS | | | | |
| PG387 | 3 | x | 4 | 100 |
| PG388 | 3 | x | 5 | 100 |
| PG389 | 4 | x | 4 | 100 |
| PG390 | 4 | x | 6 | 100 |
| PG391 | 5 | x | 8 | 100 |
| PG392 | 6 | x | 9 | 100 |
| PG393 | 8 | x | 10 | 100 |
| PG394 | 9 | x | 12 | 100 |
| PG395 | 12 | x | 15 | 100 |

Custom sizes and printed bags available. Please inquire.

WHITE BLOCK RECLOSABLE BAGS

- White block area – use marker, pen or pencil to identify label or contents
- Zippered opening
- 2-mil thickness
- 1000 bags per case
- Accepted for use in Canadian food processing facilities



| Model No. | Length" | x | Width" |
|-----------|---------|---|--------|
| PE736 | 2 | x | 2 |
| PE737 | 2 | x | 3 |
| PF848 | 5 | x | 8 |
| PE743 | 6 | x | 6 |
| PF849 | 8 | x | 10 |

POLY BAGS

- Hang-holes allow users to hang on hooks or pegs
- Zippered opening allows for easy opening and resealing
- Type: Reclosable
- Thickness: 2 mils
- Accepted for use in Canadian food processing facilities



| Model No. | Length" | x | Width" | Qty /Bundle |
|-----------|---------|---|--------|-------------|
| PF915 | 4 | x | 3 | 100 |
| PF919 | 5 | x | 3 | 100 |
| PF922 | 4 | x | 4 | 100 |
| PF925 | 6 | x | 4 | 100 |
| PF928 | 8 | x | 4 | 100 |
| PF929 | 7 | x | 5 | 100 |
| PF932 | 8 | x | 5 | 100 |
| PF935 | 6 | x | 6 | 100 |
| PF937 | 8 | x | 6 | 100 |
| PF942 | 9 | x | 6 | 100 |
| PF946 | 10 | x | 8 | 100 |
| PF949 | 6 | x | 9 | 100 |
| PF950 | 12 | x | 9 | 100 |
| PF954 | 12 | x | 10 | 100 |
| PF957 | 13 | x | 10 | 100 |
| PF958 | 12 | x | 12 | 100 |
| PF961 | 15 | x | 12 | 100 |
| PF965 | 20 | x | 15 | 100 |

SR SERIES FOOD PACKAGING BULK POUND BAGS

- Excellent seal strength and thickness, while offering safe and durable storage for fruit and vegetable produce and other dry goods
- Ideal for farmers markets, grocery stores and restaurants
- Accepted for use in Canadian food processing facilities
- Easy individual bag dispensing
- Type: Open Top
- Thickness: 0.85 mil
- Colour: Clear
- Weight Capacity: 1 lbs.



| Model No. | Length" | x | Width" |
|-----------|---------|---|--------|
| PG318 | 8 | x | 5 |
| PG319 | 10 | x | 4 |
| PG320 | 11-1/2 | x | 5 |
| PG321 | 13-1/2 | x | 5 |
| PG322 | 15 | x | 5 |
| PG323 | 15 | x | 6 |
| PG324 | 16 | x | 7 |
| PG325 | 20 | x | 7 |
| PG326 | 18 | x | 8 |
| PG327 | 20 | x | 8 |
| PG328 | 20 | x | 12 |
| PG329 | 26 | x | 12 |

HEAVY-DUTY BAG TAPERS & TAPE

- Bag taper with tape cutter
- Easy to use: just twist bag shut and move through slot



| Model No. | Description | Wt. lbs. |
|-----------|---------------------|----------|
| PE356 | Bag Sealer w/Cutter | 2 |
| PE383 | Replacement Blade | - |

BAG SEALING TAPE

- For use with bag taper
- PVC tape provides an excellent seal for poly bags



| Model No. | White | Yellow | Blue | Green | Description |
|-----------|-------|--------|-------|-------|----------------------|
| PF208 | PF209 | PF211 | PF212 | | 3/8" x 216' PVC Tape |

WHITE BLOCK POLY BAGS

- Hang-holes allow users to hang on hooks or pegs
- Identify contents by writing on the white block area
- Zippered opening allows for easy opening and resealing
- Accepted for use in Canadian food processing facilities
- Type: Reclosable, White Block
- Thickness: 2 mils



| Model No. | Length" | x | Width" | Qty /Bundle |
|-----------|---------|---|--------|-------------|
| PF916 | 4 | x | 3 | 100 |
| PF918 | 5 | x | 3 | 100 |
| PF926 | 6 | x | 4 | 100 |
| PF933 | 8 | x | 5 | 100 |
| PF941 | 9 | x | 6 | 100 |
| PF948 | 10 | x | 8 | 100 |
| PF951 | 12 | x | 9 | 100 |
| PF963 | 15 | x | 12 | 100 |



WASTE CONTAINERS


BRUTE® VENTED CONTAINERS, TOPS & DOLLIES

- Extra strong polyethylene construction withstands bumps and kicks; will not rust, chip or peel
- Nest for easy storage and cleans easily due to seamless construction
- Pro-Touch™ handle grips allow for comfortable gripping and lifting
- Four cinches on container enable users to secure bags to container
- Choice of snap-on flat lid or dome top
- Dome top turns container into a rugged outdoor receptacle
- Door swings shut to keep out water and trap odours
- Dome top also fits 45-gallon steel drums
- Twist-on round 5-wheel dolly fits 20-55 US gallon containers
- Universal 5-wheel dolly fits any size round Brute® container and supports up to 500 lbs.
- Internal venting channels allow for easy removal of garbage bags

Note: Items shown in rim caddy **NI596** are not included.



NA694



Dome Top



| Model No. | Mfg. No. | Description | Capacity US Gal. | Dimensions Dia." x H" | Colour | Wt. lbs. |
|-----------|----------|--|------------------|-----------------------|--------|----------|
| NA685* | 2610 | Brute® Vented Container | 10 | 15 5/8 x 17 1/8 | Grey | 3 |
| NA686* | 2610 | Brute® Vented Container | 10 | 15 5/8 x 17 1/8 | White | 3 |
| NA683* | 2609 | Flat Lid | - | 16 x 1 | Grey | 1 |
| NA684* | 2609 | Flat Lid | - | 16 x 1 | White | 1 |
| NA691* | 2620 | Brute® Vented Container | 20 | 19 1/2 x 22 7/8 | Grey | 7 |
| NA692* | 2620 | Brute® Vented Container | 20 | 19 1/2 x 22 7/8 | White | 7 |
| NA693* | 2620 | Brute® Vented Container | 20 | 19 1/2 x 22 7/8 | Yellow | 7 |
| NG250 | 2620 | Brute® Vented Container | 20 | 19 1/2 x 22 7/8 | Blue | 7 |
| NA687* | 2619 | Flat Lid | - | 19 7/8 x 1 1/4 | Grey | 2 |
| NA688* | 2619 | Flat Lid | - | 19 7/8 x 1 1/4 | White | 2 |
| NA689* | 2619 | Flat Lid | - | 19 7/8 x 1 1/4 | Yellow | 2 |
| NA698* | 2632 | Brute® Vented Container | 32 | 22 x 27 1/4 | Grey | 11 |
| NA699* | 2632 | Brute® Vented Container | 32 | 22 x 27 1/4 | White | 11 |
| NA700* | 2632 | Brute® Vented Container | 32 | 22 x 27 1/4 | Yellow | 11 |
| NG251 | 2632 | Brute® Vented Container | 32 | 22 x 27 1/4 | Blue | 11 |
| NG551 | 2632 | Brute® Vented Container | 32 | 22 x 27 1/4 | Red | 11 |
| NA694* | 2631 | Flat Lid | - | 22 1/4 x 1 3/8 | Grey | 3 |
| NA695* | 2631 | Flat Lid | - | 22 1/4 x 1 3/8 | White | 3 |
| NA696* | 2631 | Flat Lid | - | 22 1/4 x 1 3/8 | Yellow | 3 |
| NA701 | 2637 | Dome Top | - | 22 11/16 x 12 1/4 | Grey | 7.3 |
| NA703* | 2637 | Dome Top | - | 22 11/16 x 12 1/4 | Red | 7.3 |
| JB463* | 2643 | Brute® Vented Container | 44 | 24 x 31 1/2 | Grey | 14 |
| NA706* | 2643 | Brute® Vented Container | 44 | 24 x 31 1/2 | White | 14 |
| JB465* | 2643 | Brute® Vented Container | 44 | 24 x 31 1/2 | Yellow | 14 |
| JB466 | 2643 | Brute® Vented Container | 44 | 24 x 31 1/2 | Blue | 14 |
| JB467* | 2645 | Flat Lid | - | 24 x 2 | Black | 2.5 |
| JB616* | 2645 | Flat Lid | - | 24 x 1 1/2 | White | 2.5 |
| JB618* | 2645 | Flat Lid | - | 24 x 1 1/2 | Yellow | 2.5 |
| NA712 | 2647 | Dome Top | - | 24 13/16 x 12 19/32 | Grey | 9 |
| NA713 | 2647 | Dome Top | - | 24 13/16 x 12 19/32 | Red | 9 |
| NA716* | 2655 | Brute® Vented Container | 55 | 26 1/2 x 33 | Grey | 16 |
| NA715* | 2654 | Flat Lid | - | 26 3/4 x 2 | Grey | 4 |
| NA717 | 2657 | Dome Top | - | 27 1/4 x 14 1/2 | Grey | 17 |
| NA718 | 2657 | Dome Top | - | 27 1/4 x 14 1/2 | Red | 17 |
| NA704 | 2640 | Twist-On Dolly | 20 - 55 | 18 x 6 1/2 | Black | 8 |
| NA714 | 2650 | Universal Dolly | 10 - 55 | 24 3/8 x 7 1/8 | Black | 17 |
| NI596 | 9W87 | Rim Caddy for 44-Gallon Container (32 1/2 L" x 26 1/2 W" x 6 3/4 H") | - | - | Yellow | 5 |

* Accepted for use in Canadian food processing facilities




NA704



NA714



NI596 Rim Caddy for 44-Gallon Container (Sold Separately)



SQUARE BRUTE® CONTAINERS, TOPS & DOLLIES

- Extra strong polyethylene construction withstands bumps and kicks; will not rust, chip or peel
- Built-in handles, double-ribbed base for increased stability and dragging capacity and seamless construction with rounded corners for easy cleaning
- Twist-on dolly for easy mobility
- Strong, snap-on lid keeps odours in
- Grey and white are USDA Meat and Poultry Equipment Group listed

Note: Items shown in caddy bag **NC428** are not included.



| Model No. | Mfg. No. | Description | Capacity US Gal. | Dimensions L" x W" x H" | Colour | Wt. lbs. |
|-----------|----------|------------------|------------------|--------------------------|--------|----------|
| NC425† | 3526 | Brute® Container | 28 | 21 1/2 x 21 1/2 x 22 1/2 | Grey | 10 |
| NA754 | 3527 | Flat Lid | - | 22 x 22 x 2 | Grey | 3 |
| NA758 | 3536 | Brute® Container | 40 | 23 1/2 x 23 1/2 x 28 3/4 | Grey | 15 |
| NA762 | 3539 | Flat Lid | - | 24 x 24 x 2 | Grey | 4 |
| NA757*** | 3530 | Twist-On Dolly | - | 17 1/4 x 17 1/4 x 6 1/4 | Black | 7 |
| NC428 | 2642 | Brute® Caddy Bag | - | 20 x 20 x 20 1/2 | Yellow | 2 |

* Fits 40 US gallon containers only. ** Weight Capacity: 250 lbs.

† Accepted for use in Canadian food processing facilities



NC425

NC428 Caddy Bag for 40-Gallon Container (Sold Separately)

UNTOUCHABLE™ CONTAINERS

- Durable tough polyethylene construction, crack resistant and ideal for indoors or outdoors use
- Ideal for hotel lobbies, restrooms, shopping malls, restaurants and snack areas
- Optional swing top or flat top swings open freely
- ADA compliant, touch free



| Model No. | Mfg. No. | Description | Capacity US Gal. | Dimensions L" x W" x H" | Colour | Wt. Lbs. |
|-----------|----------|-----------------------------------|------------------|--------------------------|--------|----------|
| NC432 | 3958 | Untouchable™ Container | 35 | 19 5/8 x 19 5/8 x 27 1/4 | Beige | 9 |
| NC433 | 3958 | Untouchable™ Container | 35 | 19 5/8 x 19 5/8 x 27 1/4 | Grey | 9 |
| NC434 | 3959 | Untouchable™ Container | 50 | 19 3/4 x 19 3/4 x 34 | Beige | 13 |
| NC435 | 3959 | Untouchable™ Container | 50 | 19 3/4 x 19 3/4 x 34 | Grey | 13 |
| NC436 | 2664 | Swing Top | - | 20 1/8 x 20 1/8 x 6 1/4 | Beige | 4 |
| NC437 | 2664 | Swing Top | - | 20 1/8 x 20 1/8 x 6 1/4 | Grey | 4 |
| NA751 | 3520 | Untouchable™ Half Round Container | - | 21 x 12 x 28 | Beige | 8 |
| NA752 | 3520 | Untouchable™ Half Round Container | - | 21 x 12 x 28 | Grey | 8 |
| NI551 | 3620 | Half Round Lid | - | 21 5/16 x 21 1/3 x 9 1/6 | Black | 3 |

NC437



NC434

NI551

NA751

MARSHALL™ CONTAINERS

- Under normal use (with top on and swing door shut) the container will restrain flames and extinguish them
- Optional grey rigid liner
- ADA compliant



| Model No. | | Mfg. | Capacity | Dimensions | Wt. |
|-----------|-------|------|----------|-----------------|------|
| Beige | Brown | No. | US Gal. | Dia." x H" | Lbs. |
| NH381 | NH382 | 8160 | 15 | 15 3/8 x 36 1/2 | 20 |
| NH383 | NH384 | 8170 | 21 | 18 x 42 | 23 |

RIGID LINERS

| Model No. | Mfg. No. | Capacity US Gal. | For Container | Dimensions Dia." x H" | Wt. Lbs. |
|-----------|----------|------------------|---------------|-----------------------|----------|
| NA770 | 3550 | 12 1/8 | 15 US gal. | 12 x 27 1/4 | 5 |
| NA771 | 3552 | 22 | 21 US gal. | 14 1/2 x 30 1/8 | 7 |



FIRE RESISTANT WASTEBASKETS

- Rounded corners add strength and durability; will not rust, chip or dent
- U.L. classified containers contain burning paper without the wastebasket melting or contributing fuel to the container's contents
- CSFM approved and UL listed



NC438



| Model No. | Mfg. | Capacity | Dimensions | | | | Wt. | | |
|-----------|-------|----------|------------|------|---|------|-----|------|------|
| Beige | Black | No. | Quarts | L" | x | W" | x | H" | Lbs. |
| NA676 | NA677 | 2541 | 14 | 11.2 | x | 8.3 | x | 12.3 | 5 |
| NA678 | NA679 | 2543 | 28 | 14.5 | x | 10.5 | x | 15.3 | 6 |
| NC438 | - | 2544 | 40 | 15.0 | x | 11.3 | x | 20.0 | 8 |

GARBAGE CANS

- Handle allows for easy lifting
- Lid contains the odour and contents
- Material: Plastic

JN513



JN514



| Model No. | Dimensions L" x W" x H" | Capacity US gal. |
|-----------|-------------------------|------------------|
| JN513 | 19 x 19 x 34.5 | 26 |
| JN514 | 24 x 19.8 x 27.8 | 15 |

LARGE WASTE CONTAINERS

- Made of durable polyethylene that will not chip or dent
- Nestable
- Handle grips allow for easy & comfortable gripping & lifting
- 44 US Gal.

JK677



JK678

JK676



| Model No. | Description | Dia." | Height" | Overall Width" | Colour | Wt. lbs. | Material |
|-------------|-------------|-------|---------|----------------|--------|----------|---------------|
| JK676 | Container | 24 | 31.5 | 27.6 | Grey | 11.9 | Polyethylene |
| ACCESSORIES | | | | | | | |
| JK677* | Dolly | 18 | 6.49 | 18 | Black | 5 | Polypropylene |
| JK678 | Flat Lid | 24.2 | 1.37 | 26.6 | Grey | 3.30 | Plastic |

* Caster Material: Thermoplastic Rubber (TPR)



B177

WASTE CONTAINERS

BRUTE® STEP-ON ROLLOUT CONTAINER WITH CASTERS

- Smooth contours and seamless construction make cleaning easier and quicker, to improve staff productivity
- Designed with an ergonomic handle for comfortable push or pull operation
- Facilitate hands-free waste disposal with the added benefit of superior mobility
- Heavy-duty wheels with high-performance treads are optimized for use indoors and outdoors
- Reinforced rim for superior structural integrity and robust lid designed for added strength
- Lids open fully and stay in place to prevent swinging during transport
- Compliant with ANSI Standard Z245.60 (Types B and G) for compatibility with auto-lifters
- Material: Polyethylene

JH421



| Model No. | Mfg. No. | Dimensions | | | Capacity | Colour | US Gal. |
|-----------|----------|--------------------|--|--|----------|--------|---------|
| | | L" x W" x H" | | | | | |
| JH421 | 1971944 | 28.6 x 20.7 x 37.2 | | | Gray | | 32 |
| JH423 | 1971956 | 30.1 x 24 x 39.6 | | | Gray | | 50 |
| JH446 | 1971968 | 32.3 x 25.3 x 44.7 | | | Gray | | 65 |

BRUTE® ROLL OUT CONTAINERS

- Containers are made of durable polyethylene that will not chip, crack or peel
- Hinged lids remains attached and locked for efficient handling
- One-piece body construction provides superior durability and strength

50 US GALLON

- Molded-in axle retainer adds strength
- New in-mold catch bar is compatible with semi-automated lift systems
- Heavy-duty, 8" wheels allow for easy mobility, even over steps and curbs

65 & 95 US GALLON

- Steel catch bar is compatible with semi-automated lift systems
- Molded-in foot tilters helps manoeuvre heavy loads

NI825



| Model No. | Mfg. No. | Dimensions | | | Capacity | Wt. | Colour | lbs. |
|-----------|----------|-------------------|--|--|----------|---------|--------|-------|
| | | L" x W" x H" | | | | US Gal. | | |
| NI825 | 9W27 | 29 x 23.5 x 36.75 | | | 50 | | Grey | 27.13 |
| NI824 | 9W27 | 29 x 23.5 x 36.75 | | | 50 | | Blue | 27.13 |
| NI485 | 9W21 | 25 x 32.3 x 41.8 | | | 65 | | Grey | 25.6 |
| NI486 | 9W22 | 36 x 27.3 x 45.6 | | | 95 | | Grey | 36 |
| NI487 | 9W22 | 36 x 27.3 x 45.6 | | | 95 | | Blue | 36 |

SLIM JIM® WALL MOUNTED CONTAINERS

- Wall-mounting this unit maximises off-the-floor space and allows for floor cleaning
- Duramold® construction resists denting, chipping and peeling
- Dimensions: 19 1/2" L x 11 7/8" W x 32 5/8" H
- FM approved for fire safety when wall mounted
- Capacity: 15 US gallons
- Weight: 12 lbs.
- ADA compliant
- Colour: Beige

Model No. NA817
Mfg. No. 7822-00



BRUTE® VENTED WHEELED CONTAINERS



- DuraTread never flat wheels allow you to move loads easier even over rough terrains
- Ergonomic handle is designed to require less force when moving heavy loads up to 175 lbs.
- Handle design enables users to maintain proper back posture by leveraging shoulder and torso muscles rather than relying on arm muscles alone
- Integrated tilt and kickplate provides maximum tilting when transporting materials
- Innovative venting channels make lifting out liners easier, improving productivity and reducing the risk of injury
- Capacity: 44 US gal.
- Material: Plastic
- Colour: Grey

Model No. JP120
Mfg. No. 2131929



WASTE BINS

- Plastic construction prevents rusting, chipping and peeling
- Lids sold separately
- Optional trolley allows for easy movement of waste bin
- Capacity: 16 US gal.
- Material: Plastic

JH482

JH480

JH485



JH483



| Model No. | Description | Colour | Opening |
|-----------|---------------|--------|-----------|
| JH485 | Container | Grey | - |
| JH480 | Lid | Blue | Rectangle |
| JH481 | Lid | Red | Round |
| JH482 | Lid | Yellow | Round |
| JH483 | Trolley | - | - |
| JH484 | Trolley Hooks | - | - |

ROLL OUT BINS

- Durable polyethylene construction is resistant to chipping and peeling
- Easy to grip handles
- Wheels allow for the efficient movement of heavy contents
- Material: Polyethylene
- 23-3/4" W x 24" D x 40" H

JH478



JH479



| Model No. | Capacity US Gal. | Colour |
|-----------|------------------|--------|
| JH478 | 65 | Blue |
| JH479 | 65 | Grey |

RECYCLING CONTAINERS & GARBAGE BAGS

SLIM JIM® WITH VENTING CHANNELS

- Durable, all-plastic construction
- Efficient size and shape fits tight spaces
- Venting channels reduces lifting force by 68% on average, which enhances workplace ergonomics
- Integrated handles allow for easier lifting
- Available with universal recycling symbol imprint
- Stainless steel dolly resists rusting, provides easy mobility and fits all Slim Jim® containers
- Bases and tops sold separately



| Model No. | Mfg No. | Capacity US Gal. | Description | Dimensions L" x W" x H" | Colour |
|-----------|---------|------------------|---------------------|-------------------------|-----------------|
| JH295 | 1971257 | 16 | Slim Jim® Container | 22 x 11 x 25 | Blue |
| JH296 | 1971258 | 16 | Slim Jim® Container | 22 x 11 x 25 | Grey |
| JH297 | 1971259 | 16 | Slim Jim® Container | 22 x 11 x 25 | Beige |
| JH513 | 1956185 | 23 | Slim Jim® Container | 22 x 11 x 30 | Blue |
| JB521 | 3540-60 | 23 | Slim Jim® Container | 22 x 11 x 30 | Grey |
| JB525 | 2673-60 | - | Swing Top | 20.5 x 11.4 x 5 | Black |
| NA723 | 2673-60 | - | Swing Top | 20-3/8 x 11-3/8 x 4-3/4 | Grey |
| JB529 | 2674 | - | Hinge Top | 21.9 x 13.45 x 1.24 | Black |
| JB530 | 3553 | - | Slim Jim® Dolly | 20.3 x 9.3 x 9.5 | Stainless Steel |
| JH476 | 1980602 | - | Slim Jim® Trolley | 11.4 x 20.5 x 5 | Polypropylene |

DESKSIDE WASTEBASKETS

- Makes for easy sorting when placed next to desk recycling container
- Compact size fits under most desks
- Perfect for daily office use
- Made of durable, lightweight polyethylene that will not rust, chip or dent
- Material: Polyethylene



| Model No. | Colour | Capacity (US Qt.) |
|-----------|--------|-------------------|
| JK672 | Black | 13-5/8 |
| JK673 | Blue | 14 |
| JK674 | Black | 28-1/8 |
| JK675 | Blue | 28 |

GLUTTON® RECYCLING STATIONS

- All-plastic construction resistant to corrosion and withstands impacts
- Two Glutton® containers, four Slim Jim® containers, one station lid frame, eight restrictive-opening tops (four circles, two slots, one square, one triangle) and one label pack containing both iconic labels and word labels in three languages (English, French, Spanish)
- Dimensions: 53" L x 24" W x 35.3" H
- 92-gallon capacity
- Dark Blue

Model No. JB612
Mfg. No. 1792372



INDUSTRIAL GARBAGE BAGS

- High quality blend of recycled, low density polyethylene resin
- Superior strength and puncture resistance eliminate the need for double bagging
- RMP® garbage bags are environmentally responsible and certified UL ECOLOGO®
- One box size for easy stacking
- Color coded labels
- Individually folded bags
- Made in Canada



| Model No. | Size W" x H" | Type | Gauge /mil | Qty /Box | Cases Per Skid |
|--------------|--------------|-----------|------------|----------|----------------|
| BLACK | | | | | |
| JM669 | 20 x 22 | Utility | 0.65 | 500 | 72 |
| JM670 | 22 x 24 | Utility | 0.65 | 500 | 72 |
| JM671 | 24 x 22 | Utility | 0.65 | 500 | 72 |
| JM672 | 26 x 36 | Regular | 0.70 | 250 | 72 |
| JM673 | 30 x 38 | Regular | 0.70 | 250 | 72 |
| JM674 | 35 x 50 | Regular | 0.75 | 200 | 72 |
| JM675 | 26 x 36 | Strong | 0.90 | 200 | 72 |
| JM676 | 30 x 38 | Strong | 0.90 | 200 | 72 |
| JM677 | 35 x 50 | Strong | 0.90 | 125 | 72 |
| JM678 | 42 x 48 | Strong | 0.90 | 125 | 72 |
| JM679 | 26 x 36 | X-Strong | 1.20 | 125 | 72 |
| JM680 | 30 x 38 | X-Strong | 1.20 | 125 | 72 |
| JP572 | 35 x 50 | X-Strong | 1.20 | 100 | 72 |
| JP573 | 42 x 48 | X-Strong | 1.20 | 75 | 72 |
| JO224 | 50 x 50 | X-Strong | 1.50 | 75 | 72 |
| JM683 | 35 x 50 | 2X-Strong | 1.90 | 75 | 72 |
| JO107 | 30 x 38 | 3X-Strong | 3.00 | 50 | 72 |
| JM684 | 35 x 50 | 3X-Strong | 3.00 | 50 | 72 |
| WHITE | | | | | |
| JM685 | 20 x 22 | Utility | 0.65 | 500 | 72 |
| JM686 | 22 x 24 | Utility | 0.65 | 200 | 72 |
| CLEAR | | | | | |
| JM687 | 20 x 22 | Utility | 0.65 | 500 | 72 |
| JM688 | 22 x 24 | Utility | 0.65 | 200 | 72 |
| JM689 | 26 x 36 | Strong | 0.90 | 250 | 72 |
| JM690 | 30 x 38 | Strong | 0.90 | 250 | 72 |
| JM691 | 35 x 50 | Strong | 0.90 | 200 | 72 |
| JM692 | 42 x 48 | Strong | 0.90 | 150 | 72 |
| JM693 | 26 x 36 | X-Strong | 1.20 | 250 | 72 |
| JM694 | 30 x 38 | X-Strong | 1.20 | 250 | 72 |
| JP574 | 35 x 50 | X-Strong | 1.20 | 200 | 72 |
| JP575 | 42 x 48 | X-Strong | 1.20 | 200 | 72 |
| JO225 | 50 x 50 | X-Strong | 1.50 | 50 | 72 |
| JO156 | 35 x 50 | 3X-Strong | 3.00 | 50 | 72 |

RECYCLING CONTAINERS

RECYCLING CONTAINERS, TOPS & BOXES

For use in areas of high paper generation, such as near copiers, printers and in mailrooms.

- Serves as a convenient central collection site for multiple workstations
- Recycling boxes are perfect for curbside recycling programs
- Contains post-consumer recycled resin (PCR) exceeding EPA guidelines



NH780



NH763

NH779

| Model No. | Mfg. No. | Description | Capacity US Gal. | Dimensions" | Colour | Wt. lbs. |
|-------------------------------|----------|--|------------------|----------------------------|-----------|----------|
| STATION CONTAINERS | | | | | | |
| NH779 | 3958-73 | Square Recycling Container with Recycle Symbol | 35 | 19 1/2 sq x 27 5/8 H | Dark Blue | 9.86 |
| NH780 | 3959-73 | Square Recycling Container with Recycle Symbol | 50 | 19 1/2 sq x 34 1/4 H | Dark Blue | 13.47 |
| STATION CONTAINER TOPS | | | | | | |
| NH763 | 2791 | Untouchable® Bottle and Can, Recycling Top, Fits NH779, NH780 Containers | - | - | Dark Blue | 7.05 |
| RECYCLING BOXES | | | | | | |
| JC060 | 5714-73 | Recycling Box | 14 | 20 3/4 L x 16 W x 14 3/4 H | Blue | 4.5 |
| JC062 | 5718-73 | Recycling Box | 18 | 25 3/4 L x 16 W x 14 3/4 H | Blue | 5 |

RECYCLING CONTAINERS

- Promote fast, easy and efficient recycling collection
- All-plastic construction will not rust, chip or peel
- Blue colour in a variety of shapes and capacities to suit your workspace
- Recycling symbol imprinted on the containers
- Contains post-consumer recycled resin (PCR) exceeding EPA Guidelines



A. NG274



B. JB525



C. NA704



A. DESKSIDE CONTAINERS

- Designed to be used with existing office containers and accessories
- Easy and effective way to collect waste paper
- **JC134** fits inside or outside of deskside containers - allows for easy separation of trash and recycling

| Model No. | Mfg. No. | Capacity US Qt. | L" | Dimensions x W" x H" | Wt. lbs. |
|-----------|----------|-----------------|--------|----------------------|----------|
| NG274 | 2955-73 | 13 5/8 | 11 3/8 | x 8 1/4 x 12 1/8 | 2 |
| NA737 | 2956-73 | 28 1/8 | 14 3/8 | x 10 1/4 x 15 | 2 |
| NG277 | 2957-73 | 41 1/4 | 15 1/4 | x 11 x 19 7/8 | 3 |



B. JB524



C. JE165

B. STATION CONTAINERS

- Serves as a convenient central collection site for multiple workstations
- For use in areas of high paper generation, such as near copiers, printers and in mailrooms

| Model No. | Mfg. No. | Description | Capacity US Gal. | L" | Dimensions x W" x H" | Wt. lbs. |
|-----------------------------|--------------|---|------------------|--------|----------------------|----------|
| SLIM JIM® CONTAINERS | | | | | | |
| JB524 | FG354007BLUE | Slim Jim® Container w/Recycling Symbol | 23 | 22 | x 11 x 30 | 7.75 |
| NG266 | 2703-88 | Slim Jim® Paper Top w/No Imprint | - | 20 1/2 | x 11 5/16 x 2 3/4 | 3 |
| JB525 | 2673-60 | Slim Jim® Untouchable® Top w/No Imprint | - | 20 1/2 | x 11 3/8 x 5 | 3 |

C. COLLECTION CONTAINERS

- Serves as a central collection container or shipping container, reducing the amount of handling
- Transport recyclable waste with ease and efficiency
- 8" rubber casters on dolly, sold separately
- Colour of dollies: Black

| Model No. | Mfg. No. | Description | Capacity US Gal. | Dimensions" | Wt. lbs. |
|--------------------------|----------|--|------------------|------------------------|----------|
| BRUTE® CONTAINERS | | | | | |
| NG288 | 2620-73 | Round | 20 | 19 1/2 Dia. x 22 7/8 H | 7 |
| NA697 | 2632-73 | Round | 32 | 22 Dia. x 27 1/4 H | 11 |
| JE165 | 2643-73 | Round | 44 | 24 Dia. x 31 1/2 H | 14 |
| NA704 | 2640 | Round Dolly for 20, 32 and 44 US gal. Containers | - | 18 Dia. x 5 1/4 H | 8 |

SMOKING RECEPTACLES

- Lid design protects the unit from all weather conditions
- Built-in extinguishing screens
- Easy to remove inner receptacle facilitates cleaning and emptying
- Secured key lock prevents tampering
- Mounting hardware is included
- Type: Wall-Mount
- Material: Stainless Steel

JN620



| Model No. | Capacity Liters | Dimensions W" x D" x H" | Wt. lbs. |
|-----------|-----------------|-------------------------|----------|
| JN620 | 1 | 6.3 x 2.36 x 11.8 | 3.9 |
| JN619 | 1.6 | 9.84 x 3.35 x 13.8 | 7.3 |

SMOKERS CEASE-FIRE®

- Flame-retardant, high-density polyethylene construction
- Low maintenance will not rust, dent, crack or peel
- Innovative design limits the flow of oxygen to safely and quickly extinguish cigarettes and reduce the risk of fire
- Molded-in graphics clearly identify unit for cigarette butt disposal
- Complete with large 16-qt. (15 L) capacity galvanized steel liner pail for easy cleaning excluding Personal Smokers Cease-Fire®
- FM approved

NH832



| Model No. | Pewter Grey | Adobe Beige | Deco Black | Mfg. No. | Description | Dimensions Dia." x H" | Capacity US Gallons | Wt. lbs. |
|-----------|-------------|-------------|------------|----------|------------------------------|-----------------------|---------------------|----------|
| NH832 | NI378 | NI694 | 26800 | | Original Smokers Cease-Fire® | 16 1/2 x 38 1/2 | 4 | 12 |
| NI701 | NI702 | NI703 | 26806 | | Personal Smokers Cease-Fire® | 11 x 30 | 1 | 6 |

HEAVY-DUTY BUTT CANS

- Rugged heavy-duty fire safe galvanized steel base and neck tube finished in a tough powder coated red paint
- Polyethylene topper with molded-in graphics for cigarette butt disposal
- Self-extinguishing design offers maximum convenience and reduces the risk of fire



| Model No. | Mfg. No. | Dim. Dia." x H" | Capacity US Gal | Wt. lbs. |
|-----------|----------|-----------------|-----------------|----------|
| JB906 | 26810R | 11 1/2 x 34 | 2.5 | 9.6 |
| JB907 | 26811R | 11 1/2 x 38 1/2 | 5 | 10.5 |

GROUNDKEEPER™ CIGARETTE WASTE COLLECTORS

- Restricted opening shields cigarette butts from view, weather and reduces oxygen flow quickly extinguishing cigarettes
- Galvanized steel canister securely holds large quantities of cigarette waste
- 2-piece design makes cleaning quick and easy
- Flame-retardant injection-molded plastic will not rust or fade
- Factory Mutual and CSFM approved for fire safety
- Steel base plate adds weight for stability and discourages theft
- Dimensions: 12 1/4" L x 12 1/4" W x 39 3/4" H



Model No. NI553
Mfg. No. 2570-88



INFINITY™ SMOKING RECEPTACLE

- Sophisticated styling and all-metal construction for attractive and efficient smoking litter management
- High-capacity receptacles for heavy traffic areas
- Stainless steel snuff plate minimizes smoldering
- Integrated padlock tabs provide security against tampering and theft
- Weighted bases and bolt-down options for added stability outdoors
- 360° disposal area with domed tops for weather resistance
- Unobstructed funnels to reduce jamming during cigarette disposal
- Colour: Black
- Diameter: 15.4"
- Height: 39.8"
- High Capacity, 6.7 gal.
- Material: Metal

Model No. JB479
Mfg. No. 9W34



EXTERIOR SMOKING RECEPTACLES

- Heavy-duty 18-gauge brushed stainless steel
- Unique lid design on NI743 protects unit from all weather conditions, eliminating messy clean-ups
- Corrosion-resistant galvanized steel (22 ga) inner liner
- Tumbler keyed lock secures door
- Dimensions: 9" L x 5" W x 13 1/2" H
- Liner capacity: 3.3 L
- Optional all-welded construction pedestal allows for floor mounting



NI752



| Model No. | Description | Wt. lbs. |
|-----------|------------------------------|----------|
| NI752 | Ashtray | 11 |
| NI743 | Ashtray with Cover | 11 |
| NI744 | Heavy-Duty Pedestal | 18 |
| NI749 | Lock and Key Replacement Kit | - |
| NI755 | Replacement Inner Liner | - |
| NI750 | Key Replacement | - |

CEASE-FIRE® ASHTRAYS

- Specially designed contoured head directs smoke and gas from any fire inside the container back into the combustion area
- Air supply is limited and flames are extinguished in seconds
- Drum bodies made of heavy gauge steel with a grey enamel exterior and a rust preventive interior coating
- FM approved, corrosion-free aluminum heads provide easy clean-up and can be used with standard steel drums
- Aluminum heads are also available separately for use with existing metal drums

NC448



| Model No. | Mfg. No. | Capacity US Gal. | Dimensions Dia." x H" | Opening Dia." | Wt. lbs. |
|-----------|----------|------------------|-----------------------|---------------|----------|
| NC446 | 26612 | 12 | 14 1/2 x 23 | 5 1/4 | 10 |
| NC447 | 26615 | 15 | 14 1/2 x 27 3/4 | 5 1/4 | 12 |
| NC448 | 26630 | 30 | 19 1/4 x 31 3/4 | 7 | 28 |

INDUSTRIAL VACUUMS

INDUSTRIAL WET/DRY STAINLESS STEEL VACUUM

- Swiveling casters provide ease of movement in any direction
- Rear blower port
- Strong top handle for easy carrying
- 16' power cord
- Accessories include 1-7/8" x 6' hose, two (2) extension wands, crevice nozzle, utility nozzle, floor nozzle, cartridge filter, dust bag
- Tank Capacity: 8 US gal.
- Peak HP: 6 HP
- Motor Stage: 1-Stage
- Air Flow: 100 CFM

Model No. EB301

6' FLEXIBLE HOSE REPLACEMENT

Model No. JG725

aurora tools®



INDUSTRIAL WET/DRY STAINLESS STEEL VACUUM

- Swiveling casters provide ease of movement in any direction
- Rear blower port
- Strong top handle for easy carrying
- 16' power cord
- Accessories include: 2 1/2" x 6' hose, two (2) extension wands, crevice nozzle, utility nozzle, floor brush, cartridge filter and dust bag
- Tank Capacity: 16 US gal.
- Peak HP: 6 HP
- Motor Stage: 1-Stage
- Air Flow: 100 CFM

Model No. EB302

7' FLEXIBLE HOSE REPLACEMENT

Model No. JC834

aurora tools®



INDUSTRIAL WET/DRY POLY VACUUM

- Swiveling casters provide ease of movement in any direction
- Rear blower port
- Strong top handle for easy carrying
- 16' power cord
- Accessories include 1-7/8"x6' hose, two (2) extension wands, crevice nozzle, utility nozzle, floor nozzle, cartridge filter, dust bag
- Tank Capacity: 8 US gal.
- Peak HP: 6 HP
- Motor Stage: 1-Stage
- Air Flow: 100 CFM

Model No. EB299

6' FLEXIBLE HOSE REPLACEMENT

Model No. JG725

aurora tools®



INDUSTRIAL WET/DRY POLY VACUUM

- Swivel casters provide easy movement in any direction
- Positive lock on hose eliminates unexpected disconnects
- 16' power cord
- 2 1/2" accessories include: Flexible hose, extension wands, utility nozzle, crevice nozzle, floor brush, cartridge filter and dust bag
- Tank Size: 16 gal.
- Peak HP: 6 HP
- Motor Stage: Single Stage
- 100 CFM
- Rating: 10 A / 120 V

Model No. SDN119

7' FLEXIBLE HOSE REPLACEMENT

Model No. JC834

aurora tools®



aurora tools®

ACCESSORIES & REPLACEMENT PARTS

| Model No. | Description | For Use With |
|-----------|-----------------------|------------------------------|
| JC531 | Cartridge Filter | SDN119, EB299, EB301 & EB302 |
| JC689 | HEPA Cartridge Filter | SDN119, EB299, EB301 & EB302 |
| JC591 | Dust Collector Bag | SDN119 & EB302 |
| JC541 | Extension Wand | SDN119 & EB302 |
| JG726 | Extension Wand | EB299 & EB301 |
| JC542 | Utility Brush | SDN119 & EB302 |
| JG727 | Utility nozzle | EB299 & EB301 |
| JC545 | Crevice Tool | SDN119 & EB302 |
| JG728 | Crevice Tool | EB299 & EB301 |
| JG729 | Floor nozzle | EB299 & EB301 |
| EB303 | Floor brush | EB300 & EB302 |
| JC834 | 7' Flexible Hose | SDN119 & EB302 |
| JC539 | Caster Dolly | SDN119 |
| SDS986 | Caster Dolly | EB299 & EB301 |
| JC540 | Casters (4) | SDN119 |
| JC546 | Casters (2) | EB299, EB301 & EB302 |
| EB304 | Dust bag (3/pkg) | EB299 & EB301 |



MICRO SHOP VACUUM

- Lightweight and extremely portable
- Great for quick wet or dry pick up jobs in your home, garage, workshop or vehicle
- Features a wall mountable design and wall mountable tool holder
- Onboard cord storage
- Includes: Micro vacuum, 4' Hose, Gulper nozzle, Crevice tool
- Material: Plastic
- Tank Capacity: 1 US Gal. (3.78 Litres)
- Peak HP: 1 HP
- Air Flow: 50 CFM
- Sealed Pressure: 45"
- Hose Diameter: 1.25"
- Hose Length: 4'
- Electrical Rating: 120 V, 60 Hz, 6 Amps
- Cord Length: 6'

Model No. EB346
Mfg. No. 2021005



shop-vac.

CONTRACTOR SERIES SHOP VACUUM

- Great for cleaning up after DIY home improvement project
- Use this vacuum for cleaning dirt and sawdust from your workbench, floor, garage, and much more
- Allows for easy cleanup of dry dirt and debris, and non-toxic liquids
- The hose attaches to the rear blower port allowing you to blow the dirt out of those hard to reach places
- Hand-held design
- Onboard accessory storage
- Material: Polycarbonate
- Tank Capacity: 10 US Gal. (37.9 Litres)
- Peak HP: 6 HP
- Cord Length: 20'
- Hose Diameter: 1.5"
- Hose Length: 12'

Model No. EB329
Mfg. No. 5873806



shop-vac.

PORTABLE SHOP VACUUM

- Lightweight and portable
- Great for quick wet or dry pick up jobs in your home, garage, workshop or vehicle
- Attach the hose to the rear blower port to blow dirt out from those hard to reach places
- Wall-mountable design
- Hand-held design
- Onboard accessory storage
- Material: Polycarbonate
- Tank Capacity: 2.5 US Gal. (9.5 Litres)
- Peak HP: 2.5 HP
- Air Flow: 60 CFM
- Sealed Pressure: 53"
- Peak Air Watts: 120
- Electrical Rating: 120 V 60 Hz 8 Amps
- Cord Length: 10'
- Hose Diameter: 1.25"
- Hose Length: 4'
- Manufacturer's Warranty: 3 Years

- Includes:**
- Wet/dry vacuum
 - 4' Hose, Crevice tool, Gulper nozzle
 - Wall-mounting bracket
 - Onboard tool storage
 - Reusable dry filter with ring (Type S)
 - Foam sleeve (Type R)
 - 2-2.5 Gallon disposable filter bag (Type B)

Model No. EB333
Mfg. No. 9303511



shop-vac.

SVX2 SHOP VACUUM

- Cord storage
- The hose attaches to the rear blower port allowing you to blow the dirt out of those hard to reach places
- Powerful SVX2 Advanced Motor Technology
- Includes: (1 Vacuum), (1) 14 Gallon high efficiency disposable filter bag (90672), (2) 1.5" Diameter extension wands (91985), (1) 12" Lock-On® hose (90625), (1) 14" Wet/dry floor nozzle (91916), (1) 16" Crevice tool (91998), (1) Adaptor (91984), (1) Claw utility nozzle (91961), (1) Foam sleeve (90585 Type R), (1) Tool storage basket (1) Ultra-Web® cartridge filter (90350, Type I)
- Type: Wet-Dry
- Material: Polycarbonate
- Tank Capacity: 12 US Gal. (45.4 Litres)
- Peak HP: 5.5 HP
- Motor Stage: 1-Stage
- Air Flow: 105 CFM
- Static Pressure: 70"
- Air Watts: 325 W
- Electrical Rating: 120 V 60 Hz 11.6 Amps
- Cord Length: 20'
- Hose Diameter: 1.5"
- Hose Length: 12'

Model No. EB337
Mfg. No. 9627106



shop-vac.

SVX2 SHOP VACUUMS

- Cord storage
- The hose attaches to the rear blower port allowing you to blow the dirt out of those hard to reach places
- Powerful SVX2 Advanced Motor Technology
- Type: Wet-Dry
- Material: Stainless Steel
- Peak HP: 6.5 HP
- Motor Stage: 1-Stage
- Static Pressure: 72"
- Air Watts: 325 W
- Electrical Rating: 120 V 60 Hz 12 Amps
- Cord Length: 20'
- Hose Diameter: 1.5"
- Hose Length: 12'

12 US Gal. Includes:

- (1) 14 Gallon high efficiency disposable filter bag (90672),
- (2) 1.5" Diameter extension wands (91985),
- (1) 12" Lock-On® hose (90625),
- (1) 14" Wet/dry floor nozzle (91916),
- (1) 16" Crevice tool (91998),
- (1) Adaptor (91984),
- (1) Claw utility nozzle (91961),
- (1) Foam sleeve (90585 Type R),
- (1) Tool storage basket,
- (1) Ultra-Web® cartridge filter (90350, Type I)

16 US Gal. Includes:

- (1) 22 Gallon high efficiency disposable filter bag (90673),
- (2) 1.5" Diameter metal extension wands (90306),
- (1) 12" Lock-On® hose (90625),
- (1) 14" Brush insert (90653),
- (1) 14" Metal nozzle (90641),
- (1) 14" Squeegee insert (90624),
- (1) Foam sleeve (90585 Type R),
- (1) Tool Storage Basket,
- (1) Ultra-Web® cartridge filter (90350, Type I)



shop-vac.

DRUM-TOP VACUUMS

- Ideal for hospitals and hotels
- Includes: Vacuum, 12' Crush-resistant hose, Claw utility nozzle, Right angle connect Ultra-Web® cartridge filter
- Type: Wet-Dry
- Material: Metal
- Tank Capacity: 55 US Gal. (208.2 Litres)
- Peak HP: 3 HP
- Motor Stage: 2-Stage
- Air Flow: 80 CFM
- Sealed Pressure: 95"
- Air Watts: 230 W
- Electrical Rating: 120 V 60 Hz 11 Amps
- Hose Diameter: 1.5"
- Hose Length: 12'
- Cord Length: 35'

shop-vac.



EB342

EB343

| Model No. | MFG No. | Drum Included |
|-----------|---------|---------------|
| EB342 | 9700506 | Yes |
| EB343 | 9700606 | No |

| Model No. | Mfg. No. | Tank Cap. gal/L | CFM |
|-----------|----------|-----------------|-----|
| EB339 | 9627706 | 12/45.4 | 105 |
| EB340 | 9627806 | 16/60.6 | 110 |

BROOMS & HANDLES

LOBBY-PRO™ UPRIGHT DUST PAN SYSTEMS

- Durable all-plastic pail and yoke, reduces noise, resists corrosion
- Wear pads and wheels featured on all models



| Model No. | Mfg. No. | Description | L" | x | W" | x | H" |
|-----------|----------|-----------------------------|--------|---|--------|---|----|
| NH386 | 2531 | Upright Dust Pan | 12 3/4 | x | 11 1/4 | x | 5 |
| NH504 | 2532 | Upright Dust Pan with Cover | 12 3/4 | x | 11 1/4 | x | 5 |

MARS ANGLE BROOM & DUSTPAN COMBO

- Overall Length: 48"
- Block Length: 10"
- Colour: Red & White



| Model No. | Mfg. No. | Description |
|-----------|------------|--------------------------|
| JN527 | BA-9708-D | Broom w/Handle & Dustpan |
| JN116 | BA-9700-HO | Head Only |

CORN BROOM

- Heavy-duty construction
- 4-String Warehouse Corn Broom
- Industrial broom made from 100% corn with 3 or 4 rows of polyester stitching and 1 band of galvanized wire all securely attached to a lacquered 1-1/8" handle
- Handle Material: Wood
- Length: 57-5/8"

Model No. NC755
Mfg. No. FG638300BLUE



SMALL ANGLE BROOM

- Ideal for use with litter scoop and lobby dust pans
- Overall Length: 36"
- Block Length: 9"



| Model No. | Mfg. No. | Description |
|-----------|------------|----------------|
| JM702 | BA-3036 | Broom w/Handle |
| JM703 | BA-3036-HO | Head Only |

DUST PAN WITH BROOM

- Broom and pan connect to be stored as one
- Durable plastic pan is wide to easily pick up dust and debris
- Ergonomic slanted handle allows you to sweep hard to reach places



| Model No. | Description | Dimensions L" x W" |
|-----------|------------------|--------------------|
| JH488 | Dust Pan w/Broom | - |
| JH525 | Dust Pan | 24 x 12 |
| JH526 | Broom | 27 x 9 1/2 |

ANGLED BROOMS

- Cut and shaped for easy sweeping and corner access
- Made of flagged polypropylene fill
- Long lasting, stain resistant polypropylene bristles
- 1" diameter vinyl-coated metal handles
- Overall Length: 56"



| Model No. | Mfg. No. | Handle |
|-----------|--------------|--------------------|
| NC844 | FG637500GRAY | Vinyl Coated Metal |
| ZC122 | FG638500GRAY | Aluminum |

JUMBO SMOOTH SWEEP ANGLE BROOM

- Ideal for cleaning hard to reach areas
- Bristles are long-lasting and stain-resistant
- Permanent fusion set bristles won't pull out
- 10-in. sweep face ideal for general purpose cleaning and sweeping
- Overall Length: 56-7/8"
- Block Length: 11-7/8"
- Colour: Black

Model No. JD647
Mfg. No. FG638906BLA



VENUS CURVED MAGNETIC KITCHEN BROOMS

- Flagged bristles are ideal for fine sweeping particles of dirt on smooth, indoor surfaces
- Threaded handle
- Overall Length: 48"
- Block Length: 10-1/2"
- Handle Material: Metal
- Handle Colour: White
- Bristle Material: PVC



| Model No. | Mfg. No. | Description |
|-----------|------------|---------------------|
| JL807 | BM-4200-RD | Broom w/Handle, Red |
| J0075 | BM-4250-BL | Head Only, Blue |

BROOMS & HANDLES

FINE SWEEP PUSH BROOMS

- Flagged bristles are ideal for us in areas that are affected by detergents and acids
- Ideal for sweeping fine particles of dirt on smooth, indoor surfaces
- Dual acme threaded wood block
- Block pre-drilled for broom brace
- Durable hardwood block is reversible for even wear
- Bristle Material: PVC
- Block Material: Wood
- Bristle Colour: Blue
- Bristle Length: 3-1/4"
- Compatible with threaded handles (handles sold separately)



| Model No. | Mfg. No. | Block Length" |
|-----------|----------|---------------|
| JM928 | PB-BT18 | 18 |
| JM929 | PB-BT24 | 24 |
| JM930 | PB-BT36 | 36 |

MEDIUM SWEEP PUSH BROOMS

- Medium texture with good durability
- An all purpose broom that is ideal in any warehouse or indoor facility where fine particles need to be swept or picked up
- Dual thread block pre-drilled for broom brace
- Block Material: Wood
- Compatible with threaded handles (handles sold separately)



| Model No. | Mfg. No. | Block Length" | Bristle Material | Sweep Action |
|-----------|----------|---------------|------------------|--------------|
| JM950 | PB-T18 | 18 | PVC, Tampico | Medium |
| JM951 | PB-T24 | 24 | PVC, Tampico | Medium |
| JM952 | PB-T36 | 36 | PVC, Tampico | Medium |

HANDLES



| Model No. | Mfg. No. | Description | Length" | Diameter" | Colour |
|-------------------|---------------|---------------------------|---------|-----------|--------|
| FIBERGLASS | | | | | |
| JM810 | FH-F354-BL | Threaded | 54 | 1 | Blue |
| JM811 | FH-F360-BL | Threaded | 60 | 1 | Blue |
| WOOD | | | | | |
| JM908 | PB-700-BKT-60 | Ryno Bolt-on | 60 | 3 | - |
| JN063 | PB-BD700-60 | Bulldog Connector/Bracket | 60 | 1-1/8 | - |
| NC750 | F6636400LAC | Threaded Metal Tip | 60 | 15/16 | - |
| JM905 | PB-351 | Metal Push Broom Brace | 12 | - | Black |

HANDLES

- Multi-purpose handle can be used with push brooms, squeegees, and deck scrubs
- Durable Poplar wood construction
- Style: Standard
- Material: Wood
- Attachment Type: Broom, Squeegee, Brush

JP509




JP508



| Model No. | Length" | Diameter" | Tip Style |
|-----------|---------|-----------|---------------|
| JP508 | 54 | 1-1/8 | Tapered |
| JP509 | 60 | 1-1/8 | Tapered |
| JP510 | 54 | 15/16 | ACME Threaded |
| JP511 | 60 | 15/16 | ACME Threaded |
| JP512 | 60 | 1 | Tapered |

STIFF SWEEP PUSH BROOMS

- Ideal for sweeping up large/heavier debris on medium to rough surfaces, both indoor and outdoor
- Heavy-duty polystyrene bristles have a medium texture and excellent durability
- Two holes on the top of the block are designed to work with compatible threaded broom handles (sold separately)
- Oil resistant fibres
- Heavy-duty Polystyrene bristles have a medium texture and excellent durability
- Block Material: Wood



| Model No. | Mfg. No. | Block Length" |
|-----------|----------|---------------|
| JM934 | PB-G18 | 18 |
| JM935 | PB-G24 | 24 |
| JM936 | PB-G36 | 36 |

RYNO PUSH BROOMS WITH BRACED HANDLES

- Comes complete with brace and heavy-duty handle fully assembled
- Assembled broom with a bolt-on, 1-1/8" thick wood handle and broom brace
- Ideal for warehouse floors
- Outer trim flagged PVC, inner trim soft PVC
- Bristle material: PVC



| Model No. | Mfg. No. | Block Length" | Sweep Action | Bristle Colour | Bristle Length" |
|-----------|-------------|---------------|--------------|----------------|-----------------|
| JM917 | PB-810-BT18 | 18 | Fine | Blue | 3.25 |
| JM918 | PB-810-BT24 | 24 | Fine | Blue | 3.25 |
| JN065 | PB-810-BT36 | 36 | Fine | Blue | 3.25 |
| JM914 | PB-800-RB18 | 18 | Medium | Red & Black | 4 |
| JM915 | PB-800-RB24 | 24 | Medium | Red & Black | 4 |
| JM916 | PB-800-RB36 | 36 | Medium | Red & Black | 4 |
| JN064 | PB-700-GB18 | 18 | Stiff | Green & Black | 3.75 |
| JM910 | PB-700-GB24 | 24 | Stiff | Green & Black | 3.75 |
| JM911 | PB-700-RB24 | 24 | Stiff | Red & Black | 3.75 |
| JM907 | PB-700-RB36 | 36 | Stiff | Blue & Black | 3.75 |
| JM912 | PB-720-OR18 | 18 | X-Coarse | Orange & Black | 3.75 |
| JM913 | PB-720-OR24 | 24 | X-Coarse | Orange & Black | 3.75 |

SWEEPING COMPOUND

- Ideal to clean and reduce airborne dust during sweeping
- Allows for easy removal of dust and dirt on sealed and unsealed wood, concrete and metal floors
- 100% biodegradable



| Model No. | Mfg. No. | Size |
|-----------|----------|--------|
| JD521 | 52509 | 22 kg |
| JD570 | 52510 | 100 kg |
| JD227 | 52511 | 135 kg |



JD521



JD570

WET MOPS & HANDLES

GLACIER WHITE WAXER MOP

- Monofilament nylon yarn
- Non-linting for high gloss floor finish
- Low finish retention for less disposal
- Low mop drag for easy floor finish application
- Absorbs roughly a third of its weight for minimal wastage when rinsed
- Type: Floor Finishing, Wax
- Style: Loop

JM902



| Model No. | Mfg. No. | Mop Weight |
|-----------|----------|------------|
| JO279 | MW-W16 | 16 oz. |
| JN082 | MW-W20 | 20 oz. |
| JM902 | MW-W24 | 24 oz. |



YACHT MOP WITH HANDLE

- Strong durable mops are made with premium cotton yarn
- Wire-bound to handle
- Presoak 12 hours prior to use
- Type: General Use
- Style: Cut
- Material: Cotton
- Handle Length: 54"
- Handle Material: Wood

JM997



| Model No. | Mfg. No. | Mop Weight |
|-----------|----------|------------|
| JM997 | YM-HY8 | 8 oz. |
| JM994 | YM-HY12 | 12 oz. |
| JM995 | YM-HY16 | 16 oz. |
| JM996 | YM-HY20 | 20 oz. |



SWINGER™ WET MOP

- Four rows of stitching on head band
- Absorbs 5 times its weight
- Break-in is not necessary
- Highly absorbent mop with mid retention is perfect for general any cleaning or any restaurant environments
- PVC coated head band for air flow
- Resists mildew
- Made with 4-ply Rayon/Polyester blended yarns that can withstand repeated laundering
- Type: General Use
- Style: Loop
- Band Width: Narrow

JM889



| Model No. | Mfg. No. | Band Colour | Size |
|-----------|----------------|-------------|---------|
| JN061 | MW-SW1S-NB-BL | Blue | Small |
| JM889 | MW-SW2M-NB-BL | Blue | Medium |
| JO067 | MW-SW3L-NB-BL | Blue | Large |
| JO068 | MW-SW4XL-NB-BL | Blue | X-Large |
| JO065 | MW-SW1S-NB-GN | Green | Small |
| JO066 | MW-SW2M-NB-GN | Green | Medium |
| JM891 | MW-SW3L-NB-GN | Green | Large |
| JM893 | MW-SW4XL-NB-GN | Green | X-Large |
| JO063 | MW-SW1S-NB-OR | Orange | Small |
| JM890 | MW-SW2M-NB-OR | Orange | Medium |
| JM892 | MW-SW3L-NB-OR | Orange | Large |
| JO064 | MW-SW4XL-NB-OR | Orange | X-Large |

SWINGER™ BLEND WET MOP

- Made with 4-ply Rayon/Polyester blended yarns and some added cotton that can withstand repeated laundering
- Break-in is not necessary
- Highly absorbent mop with mid retention is perfect for general cleaning or any restaurant environments
- Type: General Use
- Style: Loop
- Material: Polyester, Rayon
- Colour: Blue
- Band Width: Narrow

JM895



| Model No. | Mfg. No. | Mop Weight |
|-----------|----------------|------------|
| JM894 | MW-SWB16-NB-BL | 16 oz. |
| JM895 | MW-SWB20-NB-BL | 20 oz. |
| JM896 | MW-SWB24-NB-BL | 24 oz. |
| JM897 | MW-SWB32-NB-BL | 32 oz. |



MOP HANDLE JAW STYLE

- Anodized aluminum handle featuring HDPE plastic connector
- Easy to release mop by unscrewing collar
- Style: Standard
- Diameter: 1"
- Attachment Type: Wet Mop
- For Use With: Wide Band Mop Heads



| Model No. | Mfg. No. | Length" | Material |
|-----------|------------|---------|------------|
| JM838 | HW-160A-54 | 54 | Aluminum |
| JM840 | HW-160F | 60 | Fibreglass |

SNAP-2-GO HANDLES

- Economy style mop handle ideal for narrow band mop heads
- Manual release tab
- Style: Standard
- Diameter: 1"
- Tip Style: Open Gate
- Attachment Type: Wet Mop
- Colour: Blue



JO280



| Model No. | Mfg. No. | Material | Length" |
|-----------|-------------|------------|---------|
| JO280 | HW-8054F-BL | Fiberglass | 54 |
| JO281 | HW-8060F-BL | Fiberglass | 60 |
| JO282 | HW-8154-M | Metal | 54 |
| JN056 | HW-8160-M | Metal | 60 |

QUICK-CHANGE MOP HANDLE

- Can accommodate narrow band mop heads
- Zinc plated for corrosion resistance
- Steel stirrup style mop attachment
- Type: Standard
- Length: 60"
- Diameter: 1"
- Tip Style: Threaded

Model No. JM837
Mfg. No. HW-145M



CLEANING SIGNS & CARTS

BILINGUAL SAFETY FLOOR SIGNS

- Durable polypropylene construction
- Bright yellow for maximum visibility
- Message in both English and French
- Stamped black lettering will not fade or peel
- 12" W x 24" H
- Weight: 2 lbs.

Model No. JD391



BILINGUAL POP-UP SAFETY CONE

- Bright yellow colour promotes visibility of the safety hazard(s) to help prevent accidents
- Polyester construction is easy to hand wash and resists damage from oils and various chemical solvents
- Bilingual pictogram is large for improved legibility
- Plastic case and wall mounting hardware included
- Height: 30"
- Language: Bilingual
- Material: Polyester
- Colour: Bright Yellow

Model No. JI455



FLOOR SIGNS

- Highly visible yellow polypropylene floor signs are durable and non-corrosive
- Hot stamped lettering will not peel or fade
- Messages for Caution and Closed signs are printed in English, French, German and Spanish
- Message "Wet Floor" printed in English only
- Weight: 2 lbs.
- ANSI and OSHA compliant colour and graphics

| Model No. | Mfg. No. | Message | Height" |
|-----------|----------|-------------------------------|---------|
| NB790 | 6112 | 2-Sided Multi-Lingual Caution | 25 |
| NC527 | 6114 | 4-Sided Multi-Lingual Caution | 37 |
| NC528 | 6112-77 | 2-Sided Caution Wet Floor | 25 |
| NC529 | 6114-77 | 4-Sided Caution Wet Floor | 37 |
| NC530 | 6112-78 | 2-Sided Multi-Lingual Closed | 25 |



NB790



JANITOR CLEANING CART

- Swivel casters in front and 8" rear wheels allow for easy use
- 4 shelves and hooks keep appliances organized
- Ample storage capacity for all cleaning equipment
- Bag Colour: Yellow
- Bag Size: 14" x 10" x 31"
- Cart Material: Plastic
- Colour: Black
- Overall Height: 38"
- Overall Width: 20"
- Overall Length: 51"

Model No. JG813



EXPANDABLE BARRIERS

- Steel and aluminum construction
- Collapsible design allows for easy storage when not in use
- Lightweight and free standing for easy setup when needed
- Side hook allows multiple units to be used together
- Material: Aluminum, Steel
- Colour: Black, Yellow
- Expanded Length: 11'
- Height: 37"
- Expanded Width: 11'
- Weight: 20 lbs.



SDK990

ZENITH[®]
Safety Products



SDK991

| Model No. | Description |
|-----------|---------------------------------|
| SDK990 | Expandable Barrier |
| SDK991 | Optional Rubber Caster Set of 4 |

JANITOR CART

- All three shelves have raised edges to help organize the contents
- Large bottom shelf capable of fitting a mop bucket
- Built-in hook to hold signs
- Mop and broom holders on the side
- Swivel front wheels allows for easy movement and sturdy rear wheels
- Overall Length: 44"
- Overall Width: 20"
- Overall Height: 38"
- Colour: Grey
- Cart Material: Plastic


Model No. JN515



PORTABLE MOBILE BARRIERS

- Mobile safety barrier for indoor applications
- Flexible panels allow multiple configurations, including straight, curved or round
- Includes four locking straps for easy storage
- Tilts and rolls easily
- This item is shipped fully assembled and ready for immediate use
- Material: Plastic
- Colour: Yellow
- Expanded Length: 13'
- Height: 40"

Model No. SGO660
Mfg. No. DH-EB-4[Y]



ZENITH[®]
Safety Products

MEGA BRUTE[®] MOBILE WASTE COLLECTORS

- Highly aesthetic, sleek design
- Integrated storage for tools and cleaning supplies
- Accommodates a 23-gallon Slim Jim[®] container model NA765
- High capacity of 120 gallons when used as an open collector, weight capacity of 400 lbs.
- Highly manoeuvrable with two 12" wheels and two 5" casters set in a diamond pattern allowing the Mega Brute[®] to turn on its own axle
- Fits through a standard 36" W doorway
- Includes: Ergonomic, easy-access rear doors, 55-gallon bag retainer hoop and 2 metal bagretaining straps, hardware and instruction sheet
- Lid JB845 sold separately
- Dimensions: 52.5" L x 27.5" W x 42.5" H
- Colour: Black
- Weight: 74 lbs.

Model No. JB484



JB484

MOP BUCKETS & WRINGERS

MOP BUCKET & WRINGER COMBO PACKS

- Wringer and bucket setup reduces splashing for a safer and cleaner work environment
- Built to accommodate heavy use
- Handles and wide rounded spout facilitate emptying
- Compatible with cleaning carts
- Removable casters
- Visible caution signs on sides of bucket
- Colour: Yellow
- Bucket Capacity: 9.5 US Gal. (38 Quart)



| Model No. | Wringer Type |
|-----------|--------------|
| JG952 | Down Press |
| JG811 | Side Press |

JG952



MOP BUCKET

- Handles and wide rounded spout facilitate emptying
- Visible caution sign on side of bucket
- 3" casters for easy mobility



| Model No. | Colour | Capacity |
|-----------|--------|------------------------|
| JG812 | Yellow | 9.5 US Gal. (38 Quart) |



MOP BUCKET WRINGER

- Wringer reduces splashing for a safer and cleaner work environment
- Ideal for mops up to 32 oz.
- Ergonomic handle allows for effortless operation
- Colour: Yellow



| Model No. | Wringer Type |
|-----------|--------------|
| JG809 | Side Press |
| JG810 | Down Press |

JG809



CHAMP™ BUCKET & WRINGER COMBO

- Heavy-duty, thick walled bucket features 3" swivel non-marking casters
- Wringer accommodates all mops sizes
- Heavy-duty usage
- Wringer gears with reinforced nylon gears for extra strength
- Wringer Type: Down Press



JN098



| Model No. | Mfg. No. | Colour | Bucket Capacity |
|-----------|----------------|--------|-------------------------|
| JN098 | BW-D2633-BL | Blue | 7.5 US Gal. (30 Quarts) |
| JL799 | BW-D2633-YE | Yellow | 7.5 US Gal. (30 Quarts) |
| JL792 | BW-D1232-40-BL | Blue | 10 US Gal. (40 Quart) |

MICROFIBRE MOP BUCKET & WRINGER



- Rectangle shape ideal for tools such as window washers and squeegees that wouldn't fit ordinary buckets
- Floor drain facilitates emptying the bucket
- Ergonomic handle for carrying
- Swivel casters that allow for an easy movement
- Wringer Type: Strainer
- Bucket Capacity: 11 US Gal. (44 Quart)
- Colour: Yellow

Model No. JN501

MULTIFUNCTIONAL MOP TROLLEY

- Comfort grip handle provides easy maneuverability
- Large front platform that can easily accommodate a mop bucket or garbage bin
- Swivel casters that allow for an easy movement
- Includes: (1) Mop bucket, (1) Wringer, (2) Bins
- Colour: Yellow
- Wringer Type: Down Press
- Bucket Capacity: 9.5 US Gal. (38 Quart)

Model No. JN502



WAVEBRAKE® MOP BUCKET & WRINGER COMBO PACKS

- Less splashing while mopping and maneuvering, helping to create a safer environment for patrons and staff
- Reduces splashes up to 80%
- Integrated handles help ensure a secure grip to lift and empty the mop bucket



JK651



| Model No. | Mfg. No. | Colour | Wringer Type | Bucket Capacity |
|-----------|--------------|--------|--------------|-------------------------|
| JK634 | FG758088YEL | Yellow | Side Press | 8.75 US Gal. (35 Quart) |
| JK651* | JK651-KIT | Yellow | Side Press | 8.75 US Gal. (35 Quart) |
| JK635 | FG758088BRN | Brown | Side Press | 8.75 US Gal. (35 Quart) |
| JK636 | FG758888RED | Red | Side Press | 8.75 US Gal. (35 Quart) |
| JK650 | FG758888BLUE | Blue | Side Press | 8.75 US Gal. (35 Quart) |
| JK640 | FG757788YEL | Yellow | Down Press | 8.75 US Gal. (35 Quart) |
| JK652* | JK652-KIT | Yellow | Down Press | 8.75 US Gal. (35 Quart) |
| JK639 | FG757788BRN | Brown | Down Press | 8.75 US Gal. (35 Quart) |
| JK641 | FG618688YEL | Yellow | Side Press | 11 US Gal. (44 Quart) |
| JK638 | FG756888YEL | Yellow | Down Press | 11 US Gal. (44 Quart) |

* Includes dirty water bucket, which prevents dirty water from mixing with clean water

WAVEBRAKE® OPTIONAL DIRTY WATER BUCKET

- Optional dirty water bucket
- Keeps dirty water separate from clean water, helping to reduce the potential for cross-contamination
- Bucket Capacity: 4.5 US Gal. (18 qt.)
- Colour: Red

Model No. JK609

Mfg. No. 2064907



WAVEBRAKE® MOP WRINGERS

- Integrated wringer-guides ensure a secure connection to mop bucket, providing stability while wringing to help prevent spills
- Effectively wrings a variety of mop sizes
- Handle is made from steel, with a comfort grip for long-lasting durability



JK620

| Model No. | Mfg. No. | Wringer Type | Colour |
|-----------|----------|--------------|--------|
| JK620 | 2064915 | Side Press | Yellow |
| JK626 | 2064959 | Down Press | Yellow |



RECYCLED MATERIAL WIPING RAGS

- Disposable cloth wiping rags provide excellent absorbency, durability, versatility and low price
- Made from 100% recycled materials
- Compressed bags are stackable and easy to handle
- Low lint content
- Used in light to medium industry such as precision engineering, printing facilities, woodworking shops, fine metal work, utility companies, and more
- Material: Cotton
- Colour: Mix Colours
- Weight: 25 lbs.

Model No. JP783



COTTON WIPING RAGS

- Disposable cloth wiping rags provide excellent absorbency, durability, versatility and low price
- Made from 100% recycled materials
- Packaged in waterproof compressed poly bags to save on transportation and storage
- Compressed bags are stackable and easy to handle
- Low lint content
- Used in light to medium industry such as precision engineering, printing facilities, woodworking shops, fine metal work, utility companies, and more
- Made from recycled coloured t-shirts
- Material is scanned in a metal detecting machine to remove foreign bodies



JL231



JL235



| Model No. | Mfg. No. | Colour | Weight |
|-----------|-----------|-------------|---------|
| JL231 | BX-10C-S | Mix Colours | 10 lbs. |
| JL235 | BXW-10C-S | White | 10 lbs. |
| JL236 | BXW-25C-S | White | 25 lbs. |

ROUND BUCKET WITH POURING SPOUT

- Colour: Grey
- Capacity: 0.25 US Gal. (1 qt.)

Model No. JP785



BRUTE® BUCKETS

- Molded-in graduations for accurate measuring
- Thick top rim with spout permits neat pouring
- Tough construction resists cracking and provides great flexibility
- Sturdy zinc-plated handle resist rusting or bending
- Double compartment bucket carries both cleaning solution and rinse water for efficient area cleaning, can be used with steel roller sponge mop
- Grey



ROUND SPRAY BOTTLES

- Blow-moulded from high-density polyethylene
- Ounces and millilitres graduation
- Colour: Natural



JN107

JN108


JN109

| Model No. | Description |
|-----------|--|
| JN107 | 24 oz. Round spray bottle |
| JN108 | 24 oz. Round spray bottle with WHMIS label |
| JN109 | 32 oz. Round spray bottle |

LITTER PICKER

- Features a long, lightweight aluminum shaft that makes grabbing objects in hard to reach places easy
- Magnet located at the base of the jaws makes picking up magnetic items quick and simple
- Overall Length: 38"
- Shaft Material: Aluminum
- Handle Material: Plastic
- Colour: Black & Silver

Model No. JK230



TRIGGER SPRAYERS

- All sprayers adjustable to provide fine mist to a steady stream
- Dip tubes available in two lengths and come equipped with filter screen



NJ166

NJ167

aurora tools®


| Model No. | Description |
|-----------|--|
| NJ166 | Multi Purpose Sprayer 8" Dip Tube Red/White |
| NJ167 | Large Multi-Purpose Sprayer 9" Dip Tube Blue/White |

URINAL SCREENS

- Scent last up to 30 days
- Reduces clogging of urinals
- Helps neutralize bathroom smells



JM581



JK659

| Model No. | Colour | Scent |
|-----------|--------|--------|
| JM581 | Yellow | Mango |
| JK659 | Blue | Cherry |

CLEANERS

MULTI-PURPOSE CLEANER & DEGREASER

- Formulated to safely clean and deodorize all washable surfaces
- Biodegradable, non-toxic, non-corrosive
- Concentrated
- Contains natural tangerine essential oils
- Accepted for use in Canadian food processing facilities
- Certified UL ECOLOGO® 175
- 4 L

Model No. JC001



MULTI-PURPOSE BATHROOM CLEANER

- Formulated to clean, shine and deodorize with a fresh scent
- Safely cleans soap scum and urine from floor, counters, sinks, showers and toilets
- Concentrated
- Biodegradable, non-toxic, non-corrosive
- Contains natural essential oils
- No acids or bleach
- Certified UL ECOLOGO® 175
- 4 L

Model No. JC004



HEAVY-DUTY CLEANER & DEGREASER

- Super concentrated cleaning power for a variety of heavy-duty applications
- Biodegradable, non-toxic, non-corrosive
- Contains natural tangerine essential oils
- Dissolves grease, oil, inks, grime and tough stains on contact
- Accepted for use in Canadian food processing facilities
- Certified UL ECOLOGO® 175
- 4 L

Model No. JC002



TANGERINE OIL NEUTRAL CLEANER

- Safely cleans all washable surfaces using a neutral pH concentrated formulation
- Biodegradable, non-toxic, non-corrosive
- Contains natural essential oils
- Concentrated
- No rinse formulation
- Accepted for use in Canadian food processing facilities
- Certified UL ECOLOGO® 175
- 4 L

Model No. JC006



PHOSPHATE-FREE HEAVY-DUTY DEGREASER & MULTI-PURPOSE CLEANER

- Concentrated, powerful, fast acting alkaline cleaner
- Removes stains, grime, oil, soot and grease on contact
- Biodegradable
- Accepted for use in Canadian food processing facilities
- 4 L

Model No. JA148



NATURAL CITRUS BASED CLEANER & DEGREASER

- Concentrated, heavy-duty
- Biodegradable, phosphate-free, non-abrasive, non-butyl
- Accepted for use in Canadian food processing facilities
- 4 L

Model No. JA465



LEMON-SCENTED MULTI-PURPOSE CLEANER/DEGREASER

- Concentrated
- Cleans, deodorizes and is safe to use on all washable surfaces
- Biodegradable, non-butyl
- 4 L

Model No. JA147



SUPER CONCENTRATED CLEANER & DEGREASER

- Heavy-duty formulation
- Biodegradable water soluble
- Accepted for use in Canadian food processing facilities
- Emulsifying agents break down grease, oil and tough stains on contact
- Strong enough to strip off old floor finish
- Container Size: 4 L
- Container Type: Jug

Model No. JA466



NEUTRAL DETERGENT FLOOR CLEANER

- Concentrated neutral detergent specially formulated to clean any floor and add a brilliant shine to dull floors
- Cleans, brightens and deodorizes
- Low foaming, leaves pleasant citrus-orange scent, no rinsing required
- 4 L

Model No. JA464



DISINFECTANT & CLEANER

- Concentrated and multi-purpose cleaner
- Effective disinfectant against bacteria, fungi, mould and mildew
- Lemon fresh scent
- Controls germs and odours
- Accepted for use in Canadian food processing facilities D.I.N. #438405
- Container Size: 4 L
- Container Type: Jug

Model No. JC686



CLEANERS & HAND CLEANERS

WHITE PEARL HAND SOAP

- Rich blend of emollients leaves hands soft, fresh and clean
- Luxurious high quality concentrated lotion
- Pleasant almond scent
- Biodegradable, phosphate-free
- Accepted for use in Canadian food processing facilities
- Container Type: Jug
- 4 L

Model No. NI347



GREEN HAND SOAP

- Smooth gel removes dirt and tough stains with ease
- Fresh green apple scent
- Biodegradable, phosphate free
- Accepted for use in Canadian food processing facilities
- Container Type: Jug
- 4 L
- Model No. NI349



PINK LIQUID HAND SOAP

- Leaves hands smelling baby fresh, soft and clean
- Biodegradable, phosphate-free
- Accepted for use in Canadian food processing facilities
- Container Type: Jug
- 4 L

Model No. NI343



GLASS & MULTI-SURFACE CLEANER

- Biodegradable, non-toxic, non-corrosive
- Accepted for use in Canadian food processing facilities
- Certified UL ECOLOGO® 2759
- Ready-to-use
- Perfect for use on windows, glass, mirrors, counters
- Contains natural essential oils
- Dries quickly and leaves no streaks, film or residue
- Container Type: Jug
- Container Size: 4 L

Model No. JC008



TILE, TUB & BOWL CLEANER

- Non-corrosive acids
- Biodegradable, non-toxic, non-corrosive
- Certified UL ECOLOGO® 2759
- Cleans and deodorizes with fresh scent
- Eliminates soap scum, hard water stains, rust scale and lime deposits
- Ready-to-use
- Works well on tough stains
- Container Type: Jug
- Container Size: 4 L

Model No. JC005



OXY-CLEANER & STAIN REMOVER

- Concentrated hydrogen peroxide power, safe for all washable surfaces
- Cleans, brightens and deodorizes floors, glass, bathroom and kitchens
- Biodegradable, non-toxic, non-corrosive
- Contains natural tangerine essential oils
- Accepted for use in Canadian food processing facilities
- Certified UL ECOLOGO® 2759
- Container Type: Jug
- Container Size: 4 L

Model No. JC003



HAND SOAP

- Certified UL ECOLOGO® 2784
- 1785 hand washes per soap cartridge
- For industrial, institutional and food plant use only
- Container Type: Bag Cartridge
- Net Volume: 1 L



JL608

| Model No. | Description | Type | Fragrance | Colour |
|-----------|------------------------|--------|-----------|--------|
| JL608 | Moisturizing | Liquid | Unscented | Clear |
| JL611 | Eco-Friendly | Foam | Unscented | Clear |
| JL609 | Eco-Friendly Luxurious | Foam | Scented | Blue |

SOAP DISPENSERS

- Self-adhesive pads and mounting hardware included
- Vertical swing door
- Includes locking feature
- Made of durable plastic
- Capacity: 1000 ml
- Style: Push
- Format: Cartridge Refill
- Type: Wall-Mount



JL607

JL605

| Model No. | Type | Colour |
|-----------|--------|--------|
| JL607 | Lotion | White |
| JL606 | Lotion | Black |
| JL604 | Foam | White |
| JL605 | Foam | Black |

HAND CLEANERS

ORANGE PUMICE HAND CLEANER

- Fresh, natural orange citrus scent
- Pumice scrubbing particles for extra deep cleaning
- Quick and easy removal of dirt, grease, paint, ink, epoxy, tar, rust and most industrial soils
- High quality pump included with every bottle for controlled dispensing
- Can conveniently be used with or without water
- No harsh solvents, leaving hands soft and clean
- Accepted for use in Canadian food processing facilities
- 3.6 L

Model No. JG223



ORANGE HAND CLEANER

- High quality pump included with every bottle for controlled dispensing
- Fresh, natural orange citrus scent
- Quick and easy removal of dirt, grease, paint, ink, epoxy, tar, rust and most industrial soils
- Can conveniently be used with or without water
- No harsh solvents, leaving hands soft and clean
- Accepted for use in Canadian food processing facilities
- Type: Cream
- 4 L

Model No. JL018



NATURAL ORANGE™ HAND CLEANER

- Quick-acting lotion formula for cleaning a broad range of industrial soils, medium dirt and grease
- Citrus scent



JA329



| Model No. | Mfg. No. | Description | Dispenser |
|---------------------------------------|----------|-----------------------------------|-----------|
| GOJO® NATURAL ORANGE™ | | | |
| JA330 | 0947-12 | 14-oz. Bottle | - |
| JA329 | 0948-04 | 1/2 Gallon w/Pump | - |
| JA152 | 0945-04 | 1 Gallon w/Pump | - |
| JA373 | 7250-04 | 2000-ml Refill for PRO™ 2000 | JA370 |
| GOJO® NATURAL ORANGE™ W/PUMICE | | | |
| JA327 | 0957-12 | 14-oz. Bottle | - |
| JA328 | 0958-04 | 1/2 Gallon w/Pump | - |
| NI254 | 0955-04 | 1 Gallon w/Pump | - |
| JA374 | 7255-04 | 2000-ml Refill for PRO™ TDX™ 2000 | JA370 |
| JA382 | 7556-02 | 5000-ml Refill for PRO™ TDX™ 5000 | JA379 |

CHERRY GEL®

- Pumice scrubbers combined with gel balance cleaning performance and skin feel
- Clings to hands for easy cleaning; doesn't fall off into the sink
- VOC and NPE free
- pH balanced to leave skin feeling refreshed



JP606



JP604



| Model No. | Mfg. No. | Description |
|-----------|----------|--------------------|
| JP602 | 7590-02 | 5000-ml Refill |
| JP603 | 7290-04 | 2000-ml Refill |
| JP604 | 2354-08 | 295.74-ml Bottle |
| JP605 | 2356-04 | 2.27-L Pump Bottle |
| JP606 | 2358-02 | 4.5-L Pump Bottle |

HAND SANITIZING WIPES

- For personal hand hygiene to help prevent the spread of certain bacteria
- Use anytime for quick clean-up when soap and water are not available

JC671



JC670



| Model No. | Mfg. No. | Quantity | Description |
|-----------|---------------|--------------------|------------------|
| JC670 | 9030-12-CAN00 | 80 wipes/canister | Contains alcohol |
| JC671 | 9031-06-CAN00 | 175 wipes/canister | Contains alcohol |
| JD602 | 9113-06-CAN00 | 270 wipes/canister | w/o alcohol |

ADVANCED HAND SANITIZER

- Purell® in a 70% ethyl alcohol, fragrance and dye free formulation
- Effective in destroying certain bacteria
- Contains vitamin E and glycerine

SAR855

JA722

JA358



| Model No. | Mfg. No. | Description | Dispenser |
|-----------|---------------|------------------------------------|-----------|
| SAR854 | 2770-08-CAN00 | 1000-ml NXT™ Refill | JA355 |
| SAR855 | 5770-04-CAN00 | 1200-ml Touchfree TFX™ Refill | SAQ139 |
| SBA839 | 5795-04-CAN00 | 535-ml Foam Pump Bottle | - |
| SBA838 | 5395-02-CAN00 | 1200-ml Touchfree TFX™ Foam Refill | SAQ139 |
| JA912 | 9650-24-CAN00 | 2-oz. (59 ml) Squeeze Bottle | - |
| JA722 | 9651-24-CAN00 | 4-oz. (118 ml) Bottle | - |
| JA358 | 9652-12-CAN00 | 8-oz. (237 ml) Pump Bottle | - |
| SAR856 | 3770-12-CAN00 | 12-oz. (354 ml) Bottle | - |

PAPER TOWEL ROLLS

- Strong, highly absorbent and economical, the perfect combination of quality, performance and value
- Long lasting rolls minimize maintenance costs while maximizing service
- Fits on most universal dispensers
- Ply: 2
- Roll Type: Centre Pull
- Roll Length: 500'
- Sheets/Roll: 600
- Roll Width: 8.25"
- Rolls per case: 6

Model No. J0040
Mfg. No. CP600



JRT TOILET PAPER

- Jumbo roll size means fewer changes, less maintenance and better control of paper waste and cost
- Recommended for high traffic areas
- Absorbent 2-ply tissue designed to maximize performance in a convenient JRT size
- Made from 50% virgin/50% recycled materials
- Universal core designed to fit virtually all size jumbo roll dispensers
- Ply: 2
- Sheets/Roll: Un-Perforated
- Roll Length: 600'
- Colour: White
- Roll Type: Jumbo
- Roll Width: 3.29"
- Rolls per Case: 8

Model No. J0035
Mfg. No. JRT600



J0033

TOILET PAPER

- Absorbent 2-ply tissue provides quality, value & performance
- Each roll is individually wrapped, ensuring sanitary protection
- Made from 50% virgin/50% recycled materials
- Fits standard bath tissue dispensers
- Ply: 2
- Colour: White
- Rolls per case: 48



| Model No. | Mfg. No. | Sheets /Roll | Roll Length' | Roll Type | Sheet Dimensions" H" x L" | Roll Diameter" |
|-----------|----------|--------------|--------------|-----------|---------------------------|----------------|
| J0033 | 48420 | 420 | 105 | Standard | 4 x 3 | 4.25 |
| J0034 | 48500 | 500 | 125 | Standard | 4 x 3 | 4.38 |

PREMIUM KITCHEN TOWELS

- A great combination of strength, absorbency and value
- 2-ply construction maximizes absorbency for quick clean up using fewer towels
- Made from 100% virgin material
- Ideal for cleaning and wiping all surfaces
- Rolls per case: 24



| Model No. | Mfg. No. | Ply | Towel Size L" x W" | Sheets /Roll |
|-----------|-----------|-----|--------------------|--------------|
| J0038 | KT1187024 | 2 | 11 x 8 | 70 |
| J0039 | KT1188524 | 2 | 11 x 8 | 85 |

EVEREST PRO® TOILET PAPER

- Absorbent 1-ply tissue provides quality, value & performance
- Each roll is individually wrapped, ensuring sanitary protection
- Made from 50% virgin/50% recycled materials
- Fits standard bath tissue dispensers
- Ply: 1
- Sheets/Roll: 1000
- Roll Length: 250'
- Colour: White
- Roll Type: Standard
- Sheet Dimensions: 4" H x 3" L
- Roll Diameter: 4.38"
- Sold/Priced Per: Case

Model No. J0153
Mfg. No. 48100



EVEREST PRO® PAPER TOWEL ROLLS

- Strong, highly absorbent and economical, the perfect combination of quality, performance and value
- Long lasting rolls minimize maintenance costs while maximizing service
- Fits on most universal dispensers
- Ply: 1
- Roll Type: Standard
- Roll Width: 7.85"



J0041



| Model No. | Mfg. No. | Roll Length' | Colour | Sold/Priced Per |
|-----------|----------|--------------|--------|-----------------|
| J0041 | HWT205K | 205 | Kraft | Case of 24 |
| J0042 | HWT205W | 205 | White | Case of 24 |
| J0043 | HWT300K | 300 | Kraft | Case of 12 |
| J0044 | HWT300W | 300 | White | Case of 12 |
| J0045 | HWT425K | 425 | Kraft | Case of 12 |
| J0046 | HWT425W | 425 | White | Case of 12 |
| J0047 | HWT600K | 600 | Kraft | Case of 6 |
| J0048 | HWT600W | 600 | White | Case of 6 |
| J0049 | HWT800K | 800 | Kraft | Case of 6 |
| J0050 | HWT800W | 800 | White | Case of 6 |

HAND TOWEL ROLL DISPENSER

- Ideal for use in restrooms, schools, food service, healthcare facilities and more
- Translucent cover makes it easier and quicker to do service checks
- Equipped with a key and lock to prevent tampering



J0339



| Model No. | Type | Dimensions W" x D" x H" |
|-----------|----------|-------------------------|
| J0339 | Manual | 10.63 x 9.84 x 13.78 |
| J0340 | No-Touch | 12.4 x 9.65 x 14.57 |

MULTI-FOLD TOWEL & DISPENSER

- Ply: 1
- Sheet Width: 9"
- Sheet Length: 9"
- Sheets/Pkg.: 250

JP482



J0341



| Model No. | Mfg. No. | Description |
|-----------|----------|------------------|
| JP482 | MF400K | Multi-Fold Towel |
| J0341 | - | Dispenser |

TARPAULINS

POLYETHYLENE TARPAULINS - STANDARD-DUTY BLUE

- Reinforced polypropylene rope sewn in welded hems
- Increased UV resistance for long life
- Water resistant coating
- Finished sizes may vary due to hem allowance
- Heavy-duty rust-resistant grommets every 36"
- 8 x 8 weave density
- 100 micrometres (4-mil) thick

KLETON




| Model No. | Dimensions | | |
|-----------|------------|---|----|
| | L' | x | W' |
| NN363 | 7 | x | 5 |
| NN364 | 8 | x | 6 |
| NN365 | 10 | x | 8 |
| NN366 | 12 | x | 10 |
| NN377 | 14 | x | 10 |
| NN379 | 14 | x | 12 |
| NN378 | 16 | x | 10 |
| NN368 | 16 | x | 12 |
| NN380 | 18 | x | 12 |
| NN367 | 20 | x | 10 |
| NN381 | 20 | x | 12 |
| NN369 | 20 | x | 16 |
| NN383 | 20 | x | 18 |

| Model No. | Dimensions | | |
|-----------|------------|---|----|
| | L' | x | W' |
| NN382 | 24 | x | 12 |
| NN370 | 24 | x | 18 |
| NN384 | 24 | x | 20 |
| NN371 | 30 | x | 20 |
| NN372 | 30 | x | 24 |
| NN373 | 40 | x | 30 |
| NN374 | 50 | x | 30 |
| NN375 | 50 | x | 40 |
| NN376 | 60 | x | 40 |

POLYETHYLENE TARPAULINS - SUPER HEAVY-DUTY SILVER

- Reinforced polypropylene rope sewn in welded hems
- Heavy-duty rust resistant grommets every 30"
- Increased UV resistance for long life
- Water resistant coating
- Finished sizes may vary due to hem allowance
- 16 x 16 high density weave
- 300 micrometres (12-mil) thick
- 9" x 9" triple-layered on four corners

KLETON




| Model No. | Dimensions | | |
|-----------|------------|---|----|
| | L' | x | W' |
| NN407 | 10 | x | 8 |
| NN408 | 12 | x | 10 |
| NN409 | 20 | x | 16 |
| NN410 | 24 | x | 18 |
| NN411 | 30 | x | 20 |
| NN412 | 30 | x | 24 |
| NN413 | 40 | x | 30 |
| NN414 | 50 | x | 30 |
| NN415 | 60 | x | 30 |
| NN416 | 60 | x | 40 |

INSULATED TARPAULINS

- Lightweight and flexible, moisture resistant insulated tarpaulin
- Manufactured with 3/16" closed cell polyethylene foam insulation
- R-value is maintained in damp cold conditions
- Durable, water resistant polyethylene shell
- Heavy-duty rust resistant grommets every 2'
- R value: 1.0
- Dimensions: 20' L x 12' L

Model No. JD420



CLEAR TARPAULINS

- Polyethylene tarpaulin with reinforced nylon gridding
- Water and mildew resistant coating
- Heavy-duty rust resistant grommets
- 3 x 3 weave density
- 200 micrometers (8-mil) thick
- Finished sizes may vary due to hem allowance

| Model No. | Dimensions | | |
|-----------|------------|---|----|
| | L' | x | W' |
| NN417 | 10 | x | 8 |
| NN418 | 12 | x | 10 |
| NN419 | 20 | x | 16 |
| NN420 | 30 | x | 20 |
| NN421 | 40 | x | 30 |
| NN422 | 60 | x | 40 |



POLYETHYLENE TARPAULIN - HEAVY DUTY WHITE

- Reinforced polypropylene rope sewn in welded hems
- Increased UV resistance for long life
- Water resistant coating
- Finished sizes may vary due to hem allowance
- Heavy-duty rust-resistant grommets every 36"
- 10 x 10 weave density
- 150 micrometres (6-mil)
- Four corner patches

KLETON




| Model No. | Dimensions | | |
|-----------|------------|---|----|
| | L' | x | W' |
| NN385 | 8 | x | 6 |
| NN386 | 10 | x | 8 |
| NN387 | 12 | x | 10 |
| NN388 | 16 | x | 12 |
| NN389 | 20 | x | 16 |
| NN390 | 24 | x | 18 |
| NN391 | 30 | x | 20 |
| NN392 | 30 | x | 24 |
| NN393 | 40 | x | 30 |
| NN394 | 50 | x | 30 |
| NN395 | 50 | x | 40 |
| NN396 | 60 | x | 40 |

POLYETHYLENE TARPAULINS - INDUSTRIAL GREEN/SILVER

- Reinforced polypropylene rope sewn in welded hems
- Heavy-duty rust-resistant grommets every 20"
- Increased UV resistance for long life
- Water-resistant coating
- Finished sizes may vary due to hem allowance
- 14 x 14 high density weave
- 225 micrometres (9-mil) thick
- 9" x 9" three layers on each four corners
- Silver side provides heat and UV light diversion

KLETON



| Model No. | Dimensions | | |
|-----------|------------|---|----|
| | L' | x | W' |
| NN397 | 8 | x | 6 |
| NN398 | 10 | x | 8 |
| NN399 | 12 | x | 10 |
| NN400 | 16 | x | 12 |
| NN401 | 20 | x | 16 |
| NN402 | 30 | x | 20 |
| NN403 | 40 | x | 30 |
| NN404 | 50 | x | 30 |
| NN405 | 50 | x | 40 |
| NN406 | 60 | x | 40 |

POLYETHYLENE TARPAULINS - HEAVY-DUTY CAMOUFLAGE

- 10 x 10 weave density
- Water-resistant coating
- Reinforced polypropylene rope sewn in welded hems
- 150 micrometers (6 mil) thick
- Increased UV-resistance for long life
- Finished sizes may vary due to hem allowance

KLETON



| Model No. | Dimensions | | |
|-----------|------------|---|----|
| | L' | x | W' |
| J1319 | 8 | x | 6 |
| J1320 | 10 | x | 8 |
| J1322 | 16 | x | 12 |
| J1321 | 20 | x | 10 |
| J1323 | 20 | x | 16 |
| J1324 | 24 | x | 18 |
| J1325 | 30 | x | 20 |
| J1326 | 40 | x | 30 |

HEAVY-DUTY OUTDOOR STORAGE CONTAINERS

Store anything from garden supplies, animal feed, fertilizer, sporting goods, ice melt, salt/sand to pool supplies all year round.

FEATURES:

- Thick-walled, durable polyethylene construction
- Double-walled reinforced lid
- Molded forklift pockets
- Knuckle and rod reinforced hinge design
- Weather resistant, corrosion free
- Ideal for schools, public works, parks and recreation, subways, bus terminals and any public/private walkway



ND202



ND337

| Model No. | Colour | Dimensions L" x W" x H" | Capacity lbs. cu. ft. |
|-----------|--------|----------------------------|--------------------------|
| ND337 | Yellow | 30 x 24 x 24 | 500 5.5 |
| ND202 | Grey | 30 x 24 x 24 | 500 5.5 |
| NM947 | Yellow | 24 x 48 x 24 | 750 10 |
| NM948 | Grey | 24 x 48 x 24 | 750 10 |

SOS™ SALT/SAND STORAGE BINS

- Roto molded of LLDPE
- Impact resistant
- Double wall lockable lid
- Stands up to severe climate and weather conditions
- Lock not included
- 5-year warranty



NJ120



| Model No. | Colour | Forklift Pockets | Dimensions L" x W" x H" | Capacity lbs. cu. ft. |
|-----------|--------|------------------|----------------------------|--------------------------|
| ND702 | Yellow | Yes | 42 x 29 x 30 | 1000 11 |
| ND703 | Grey | Yes | 42 x 29 x 30 | 1000 11 |
| NJ119 | Yellow | Yes | 72 x 36 x 36 | 3500 36 |
| NJ120 | Grey | Yes | 72 x 36 x 36 | 3500 36 |

SALT & SAND SCOOPS

- Ideal for farm/feed, restaurant, salt and sand, compost/garden, industry



NJ450

| Model No. | Colour | Capacity | Material |
|-----------|--------|----------|-------------------|
| NJ450 | Black | 1 gal. | Recycled Plastics |
| PE095 | Yellow | 1 gal. | Polyethylene |
| JK232 | Yellow | 2 L | Polyethylene |



JK232

PREMIUM ECO-FRIENDLY DE-ICER

- Enhanced with MCi3 for safe and optimum performance
- Ideal for spreading
- Gentle on vegetation
- Safer for concrete, asphalt, sidewalks and pavers
- Minimizes corrosion
- Biodegradable green colour indicator
- 100% natural
- Child & pet friendly choice
- No nitrogen or phosphorus added
- Container Size: 50 lbs.(22.7 kg)
- Container Type: Bag

Model No. N0413



SALT & SAND CONTAINERS

- Waterproof and lockable which makes it ideal for many other outdoor storage uses aside from storing loose or bagged salt, sand, or ice melter
- It can also hold garden supplies, sporting goods, pool supplies, tools, garbage/recyclables, or anything else you want to safely store
- Constructed of rugged BPA-free UV-resistant polyethylene
- Built-in pockets for forklifts allow the bins to be moved without emptying them
- Can be used at your business, job site, home, cottage, farm, campground, or any public space



N0615



N0614



| Model No. | Colour | Dimensions L" x W" x H" | Capacity lbs. cu. ft. |
|-----------|--------|----------------------------|--------------------------|
| N0614 | Yellow | 21 x 27 x 26 | 500 4.24 |
| N0615 | Grey | 21 x 27 x 26 | 500 4.24 |

BROADCAST SPREADERS

- Steel tube frame construction with chrome plated hardware
- Heavy-duty nylon gear box increases product life span
- Setting control on handle for precise adjustments
- Includes: Raincover, screen

aurora tools®

| Model No. | Load Capacity lbs. | Coverage sq. ft. | Spread Width' | Pneumatic Tire Size" |
|-----------|--------------------|------------------|---------------|----------------------|
| NN137 | 70 | 15 000 | 10 - 12 | 12 |
| NJ142 | 100 | 16 000 | 10 - 12 | 12 |



NJ142

BROADCAST SPREADERS WITH STAINLESS STEEL HARDWARE

- Metal gear inside of the gear box
- Stainless steel hardware in the hopper and pivot shaft
- Metal control handle
- Rate setting control on handle for precise adjustments
- Easy three-step assembly
- Includes: Raincover, screen

aurora tools®

| Model No. | Load Capacity lbs. | Coverage sq. ft. | Spread Width' | Pneumatic Tire Size" |
|-----------|--------------------|------------------|---------------|----------------------|
| NN138 | 70 | 15 000 | 10 - 12 | 10 |
| NN139 | 125 | 15 000 | 10 - 12 | 14 |



NN138

FIRESTORM™ INTENSE ICE MELTER

- Starts melting instantly - faster than most other ice melting products
- Prevents refreezing even under the most challenging conditions
- Safe for children and pets, will not burn skin, and gentle on vegetation
- Distinctive orange colour is easy to see, allowing you to use less while ensuring safety for pedestrians
- Magnesium chloride is less toxic than baking soda
- Melts down to -25°F/-32°C
- 44 lbs. or 20 kg

Model No. JB597



LANDSCAPING

STANDARD-DUTY SHOVELS

- 14-gauge tempered steel blade
- Durable fibreglass handle with rubber grip
- Forward turned step for extra strength



aurora tools®

| Model No. | Description | Handle Type | Blade Size" | O.A. Length" |
|-----------|--------------|-------------|----------------|--------------|
| NJ093 | Round Point | D-Grip | 11 x 8 1/2 | 42 |
| TLZ465 | Round Point | Straight | 11 x 8 1/2 | 56 |
| NJ094 | Square Point | D-Grip | 11 1/2 x 8 1/2 | 42 |
| NJ095 | Square Point | Straight | 11 1/2 x 8 1/2 | 56 |
| NJ096 | Drain Spade | D-Grip | 16 x 6 | 42 1/2 |

SNOW PUSHERS

- Poly snow pusher with steel wear strip
- Powder-coated steel handle for added strength
- Ergonomic poly D-grip



aurora tools®

| Model No. | Blade Size" | Overall Length" |
|-----------|-----------------|-----------------|
| NM811 | 24 1/2 x 10 3/4 | 52-7/8 |
| NM812 | 21 1/8 x 9 | 50-1/2 |

SCOOP SHOVELS

- Perfect for moving and scooping lightweight granulated materials
- Lightweight construction for comfort and productivity
- Hardwood handle with aluminum blade resistant to rust
- Blade Material: Aluminum
- Handle Material: Wood
- Blade Size: 14" x 18"



aurora tools®

| Model No. | Handle Type | Handle Length" | Overall Length" |
|-----------|-------------|----------------|-----------------|
| NM985 | D-Grip | 24-1/2 | 45-5/8 |
| TYX063 | Straight | 45-3/4 | 63-1/2 |

STANDARD-DUTY SHOVELS

- 14-gauge tempered steel blade
- Durable hardwood handle
- Forward turned step for extra strength



aurora tools®

| Model No. | Description | Handle Type | Blade Size" | O.A. Length" |
|-----------|--------------|-------------|-------------|--------------|
| NN243 | Round Point | D-Grip | 11 x 8-1/2 | 40 |
| NN244 | Round Point | Straight | 11 x 8-1/2 | 59 |
| NN245 | Square Point | D-Grip | 11 x 8-1/2 | 40 |
| NN246 | Square Point | Straight | 11 x 8-1/2 | 59 |
| NN247 | Drain Spade | D-Grip | 16 x 6 | 45 |
| NN248 | Drain Spade | Straight | 16 x 6 | 61 |

POLY SNOW SHOVELS

- Powder-coated steel handle for added strength
- Ergonomic poly D-grip handle
- NM809 includes a steel wear strip



aurora tools®

| Model No. | Blade Size" | Wear Strip | Overall Length" |
|-----------|-------------|------------|-----------------|
| NM809 | 19 3/4 x 13 | Yes | 52 |
| NM810 | 19 3/4 x 13 | No | 51-3/8 |

HEAVY-DUTY BOW RAKES

- All-welded curved steel tines
- Tempered carbon steel head
- Ergonomic grip
- Blade Dimension: 15" x 6"
- Number of Tines: 15
- Handle Type: Straight
- Handle Material: Fibreglass
- Overall Length: 64"

Model No. TLZ471

aurora tools®



SNOW BRUSH

- Soft EVA foam to prevent scratches
- Rotating head with plastic bristles
- Extends from 33" to 48"
- Head Width: 12-3/4"
- Telescopic
- Colour: Black/Blue
- Handle Material: Plastic

Model No. NN434



LONG REACH SNOW BRUSHES

- Aluminum handle with comfortable EVA foam grip
- Overall Length: 34"
- Colour: Blue
- Blade Type: Polypropylene
- Head Width: 8-3/4"
- Handle Material: Foam
- Scraper Width: 5"

Model No. NM979

aurora tools®



TELESCOPIC SNOW BRUSHES

- Aluminum handle with comfortable EVA foam grip
- Telescopic handle has extended length of 36" and collapsed length of 26"
- Colour: Blue
- Blade Type: Polypropylene
- Head Width: 9-3/4"
- Handle Material: Foam
- Scraper Width: 5"

Model No. NM980

aurora tools®



PISTOL GRIP NOZZLES

- Max. Pressure: 100 psi
- Trigger Type: Rear-Trigger
- Continuous-spray stainless steel clip

aurora tools

| Model No. | Body Material | Description | For use with |
|----------------------|---------------|---|-------------------|
| NON-INSULATED | | | |
| NM814 | Zinc & Vinyl | Vinyl molded comfort grip, threaded for attaching accessories | Cold Water |
| NO590* | Aluminum | Threaded for attaching accessories | Cold Water |
| INSULATED | | | |
| NM816* | Zinc & TPR | Threaded for attaching accessories | Warm & Cold Water |
| NM815 | Zinc & ABS | Ergonomic grip for longer usage, screen filter prevents clogs | Warm & Cold Water |
| NM817* | Zinc & TPR | Threaded for attaching accessories | Hot & Cold Water |

* Heavy-duty construction & components



HYBRID GARDEN HOSES

- All weather flexibility even in sub-zero conditions: -25°C (-13°F) to +70°C (158°F)
- Lightweight, lay flat and no memory, kink resistant under pressure
- Abrasion resistant outer cover
- UV, Ozone, cracking, chemicals, and oil resistant
- 300 psi maximum working pressure, 3:1 safety factor
- Bend restrictor for reducing wear and tear, and extending hose life
- Easy coiling after use
- Hose Diameter: 5/8"
- Hose Material: Copolymer

aurora tools

| Model No. | Hose Length' |
|-----------|--------------|
| NO963 | 50 |
| NO964 | 100 |



NO963

GARDEN HOSES

- PVC air hose made from virgin PVC, featuring good flexibility, abrasion, UV, oil and cracking resistance, is economical and ideal for general purpose compressed air applications
- Stay flexible in temperatures: -10°C (14°F) to +65°C (150°F)
- Lightweight, kink resistant under pressure
- Abrasion resistant outer cover
- UV, Ozone, cracking, chemicals, and oil resistant
- 300 psi maximum working pressure, 3:1 or 4:1 safety factor
- Hose Diameter: 5/8"
- Couplings: Brass

aurora tools

| Model No. | Hose Length' |
|-----------|--------------|
| NO965 | 25 |
| NO966 | 50 |
| NO967 | 100 |



NO967

CONTRACTOR DUTY RUBBER HOSES

- All weather flexibility even in sub-zero conditions: -30°C (-22°F) to +82°C (180°F)
- Kink resistant under pressure
- Excellent abrasion resistant outer cover
- 400 psi maximum pressure
- Easy coiling after use
- Hose Diameter: 5/8"
- Hose Material: Rubber
- Couplings: Brass

aurora tools

| Model No. | Hose Length' |
|-----------|--------------|
| NO486 | 25 |
| NO487 | 50 |
| NO488 | 100 |



NO486

BROADCAST SPREADERS

- Steel tube frame construction with chrome plated hardware
- Heavy-duty nylon gear box increases product life span
- Setting control on handle
- Includes: Raincover, screen



NJ142

aurora tools

| Model No. | Load Capacity lbs. | Coverage sq. ft. | Spread Width' | Pneumatic Tire Size" |
|-----------|--------------------|------------------|---------------|----------------------|
| NN137 | 70 | 11 000 | 10 - 12 | 12 |
| NJ142 | 100 | 22 000 | 10 - 12 | 12 |

BROADCAST SPREADERS WITH STAINLESS STEEL HARDWARE

- Metal gear inside of the gear box
- Stainless steel hardware in the hopper and pivot shaft
- Metal control handle
- Rate setting control on handle
- Easy three-step assembly
- Includes: Raincover, screen



NN138

aurora tools

| Model No. | Load Capacity lbs. | Coverage sq. ft. | Spread Width' | Pneumatic Tire Size" |
|-----------|--------------------|------------------|---------------|----------------------|
| NN138 | 70 | 15 000 | 10 - 12 | 10 |
| NN139 | 125 | 27 000 | 10 - 12 | 14 |

HOSE HANGERS

- Material: Poly-Plastic
- Hose Capacity: 150'

Model No. NO270
Mfg. No. 84137



NO270



- Material: Plastic
- Hose Capacity: 150'

Model No. NN359
Mfg. No. 84138



NN359

GRAB & GO® MULTI-PURPOSE SPRAYERS

- Features large premium pump with ergonomic shutoff, adjustable poly cone nozzle, buna seals and dip tube filter
- Large 2.5" filling hole with built-in funnel
- One-step assembly is quick and easy
- Tank Material: Polyethylene
- Hose Length: 30"
- Wand Length: 10"

NO290



SMITH
PERFORMANCE SPRAYERS

| Model No. | Mfg. No. | Tank Capacity |
|-----------|----------|----------------|
| NO290 | 190503 | 2 gal. (9 L) |
| NO291 | 190502 | 1 gal. (4.5 L) |

GRAB & GO® MIST SPRAYER

- Features EZ Pump operation for quick, effortless and easy operation
- Integrated pressure release valve built into cap to safely release pressure prior to cleaning or adding liquid
- Adjustable poly cone nozzle allows operator to adjust spray from wide fan to stream with a fingertip
- Handle & spray unit conveniently spins on and off for easy filling and cleaning

SMITH
PERFORMANCE SPRAYERS

| Model No. | Mfg. No. | Tank Capacity |
|-----------|----------|---------------|
| NO292 | 190424 | 50 oz. (1.5L) |



CLEANING & RESTORATION FOAMING SPRAYER

- Stainless steel wand and poly shut-off with Viton® seals throughout
- Pressure relief valve for ultimate safety
- Chemical resistant poly hose
- Includes: High foaming nozzle, Wide flat fan nozzle, Narrow flat fan nozzle, Adjustable poly nozzle, Nylon shoulder strap
- Also accepts TeeJet® nozzles
- Tank Material: Polyethylene
- Hose Length: 50"
- Wand Length: 21"

SMITH
PERFORMANCE SPRAYERS

| Model No. | Mfg. No. | Tank Capacity |
|-----------|----------|---------------|
| NO283 | 190456 | 2 gal. (9 L) |



CHEMICALS

FOOD PLANT SILICONE LUBRICANT

- Flashpoint: Less than -18°C
- Fast evaporation rate
- Multi-purpose silicone spray for food processing and handling applications
- Forms a colorless, odorless, non-staining film
- Eliminates binding and sticking in most metal to non-metal applications
- Accepted for use in Canadian food processing facilities
- NSF Registered H1



| Model No. | Mfg. No. | Size |
|-----------|----------|-------|
| YC014 | 73040 | 284 g |

FOOD PLANT PENETRATING OIL

- General purpose lubricant for use on food processing equipment
- Penetrates and loosens rust, scale, corrosion, and dirt to free corroded parts and fasteners
- Does not contain silicones
- Approved for use in Canadian food processing facilities
- NSF Registered H1



| Model No. | Mfg. No. | Size |
|-----------|----------|-------|
| AF203 | 73086 | 312 g |

PENETRATING OIL

- Flashpoint: 60.6°C
- Slow evaporation rate
- A no-compromise penetrant that attacks corrosion to free corroded fasteners and mechanical components
- A super-fast, powerful, concentrated penetrating solvent that loosens and cleans
- Instantly penetrates tightly fitted crevices



| Model No. | Mfg. No. | Size |
|-----------|----------|-------|
| YB991 | 73060 | 312 g |

MECH FORCE™ INDUSTRIAL DEGREASER

- Innovative, non-chlorinated, heavy-duty degreaser that removes oil, grease and other contaminants
- Fast-evaporating solvent is excellent for use where rapid turn-around is necessary and low flash point solvents can be used
- Offers a high permissible exposure limit
- The PowerJet™ spray nozzle produces a powerful burst of product that forcefully breaks away grease and contaminants
- Ideal for motors, pumps, generators, hoists, compressors, mechanical equipment, corroded machinery, air tools and various other applications



| Model No. | Mfg. No. | Size |
|-----------|----------|-------|
| AG557 | 1750377 | 396 g |

HEAVY DUTY DEGREASER

- Base Type: Chlorinated
- No flashpoint
- Fast evaporation rate
- A versatile cleaner/degreaser that is extremely effective in most heavy duty applications
- Aggressively dissolves grease, oil and sludge for more efficient operation of mechanical equipment
- NSF Registered K1
- Accepted for use in Canadian food processing facilities



| Model No. | Mfg. No. | Size |
|-----------|----------|-------|
| YA184 | 73095 | 539 g |

3-36® MULTI-PURPOSE LUBRICANT

- NSF Category Code: H2
- Multi-purpose lubricant that also serves as a penetrant and corrosion inhibitor
- Leaves a clear, thin and long-lasting film



| Model No. | Mfg. No. | Size |
|-----------|----------|-------|
| YA180 | 73005 | 311 g |

SP-400™ CORROSION INHIBITOR

- Long-term indoor/outdoor corrosion inhibitor that provides protection of all equipment subject to heat, humidity, chemicals or severely corrosive atmospheres
- Ideal on machined surfaces and assemblies subjected to long periods of storage
- NSF Registered H2



| Model No. | Mfg. No. | Size |
|-----------|----------|-------|
| AF108 | 73282 | 284 g |

DRY GRAPHITE LUBRICANT

- Dry black film
- Flashpoint: Less than -18°C
- Fast evaporation rate
- Resists dirt, dust and oil build-up
- Wide effective temperature range up to 454°C constant



| Model No. | Mfg. No. | Size |
|-----------|----------|-------|
| MLT431 | 75101 | 320 g |

RUBBERIZED UNDERCOATING SPRAY

- Black Viscous Material
- Plastic Safe: No
- Flashpoint: 7°C
- Provides a tough, flexible shield against moisture, salt and road debris
- Dries quickly and is exceptionally resistant to abrasion



| Model No. | Mfg. No. | Size |
|-----------|----------|-------|
| MLT298 | 75034 | 454 g |

AP100 SERIES PAINT BRUSHES

- Brush Type: 100% black polyester bristles
- Handle: Solid plastic
- Tin-plated ferrule
- Well-suited for latex-based paints

aurora tools®

| Model No. | Width" | Thickness" |
|-----------|--|------------|
| KP307 | 1 | 1/4 |
| KP308 | 2 | 1/4 |
| KP765 | 3 | 1/4 |
| KP766 | 4 | 1/4 |
| KP853 | Kit of 4, Includes KP307, KP308, KP765 & KP766 | |



AP200 SERIES PAINT BRUSHES

- Brush Type: Pure white bristles
- Handle: Solid plain wood
- Tin-plated ferrule
- Well-suited for oil-based paints

aurora tools®

| Model No. | Width" | Thickness" |
|-----------|--|------------|
| KP306 | 1/2 | 5/16 |
| KP297 | 1 | 3/8 |
| KP298 | 2 | 3/8 |
| KP299 | 3 | 3/8 |
| KP854 | Kit of 4, Includes KP306, KP297, KP298 & KP299 | |



AP300 SERIES PAINT BRUSHES

- Brush Type: Natural bristles
- Handle: Solid plastic
- Tin-plated ferrule
- Well-suited for oil-based paints

aurora tools®

| Model No. | Width" | Thickness" |
|-----------|--|------------|
| KP300 | 1 | 9/16 |
| KP301 | 2 | 5/8 |
| KP302 | 3 | 5/8 |
| KP303 | 4 | 5/8 |
| KP855 | Kit of 4, Includes KP300, KP301, KP302 & KP303 | |



AP400 SERIES PAINT BRUSHES

- Brush Type: Foam brush
- Handle: Solid wood
- Disposable
- Well-suited for applying urethane or for touch-up jobs

aurora tools®

| Model No. | Description | Width" | Thickness" |
|-----------|-------------|--------|------------|
| KP335 | Premium | 1 | 7/16 |



MULTI-USE PAINT ROLLER SLEEVES

- Designed for smooth surfaces
- Length: 230 mm (9")
- Sleeve Material: Polyester Fibre
- Core Material: Plastic
- Core Diameter: 1-1/2"
- Application Type: Oil and Latex Paints

| Model No. | NAP mm ("") |
|-----------|-----------------|
| KP726 | 6 mm (1/4") |
| KP727 | 9.525 mm (3/8") |



aurora tools®

PAINTERS MASKING TAPE

- Colour: Green
- High quality painting tape adheres to multiple surfaces
- Reliable adhesion resists paint bleed-through
- Removes cleanly in one piece

aurora tools®

| Model No. | Length | Width |
|-----------|-------------|------------|
| PF690 | 55 m (180') | 25 mm (1") |
| PF691 | 55 m (180') | 50 mm (2") |



MASTER STANDARD WALLS & CEILINGS PAINT ROLLER COVER

- Provides a smooth, professional finish with all paints
- Length: 240 mm (9-1/2")
- NAP: 10 mm (3/8")
- Nap Type: Shed Resistant Woven Nylon/Polyester
- Core Material: Plastic
- Core Diameter: 1-1/2"


Model No. KR596



MOBLEND SLEEVES

- For latex or oil paint

Rubberset®



ND897

| Model No. | Size mm | Size inches | NAP (mm) | Description |
|-----------|---------|-------------|----------|-------------|
| ND897 | 190 | 7 1/2 | 5 | Smooth |
| ND898 | 240 | 9 1/2 | 5 | Smooth |

ROLLER FRAMES

- Wire gauge construction
- Plastic Handle



NA187

Rubberset®

| Model No. | Size mm | Size inches | Description |
|-----------|---------|-------------|-------------------------|
| NA185 | 190 | 7 1/2 | Light Duty 4-Wire Gauge |
| NA187 | 240 | 9 1/2 | Light Duty 5-Wire Gauge |
| NA206 | 240 | 9 1/2 | Heavy Duty 5-Wire Gauge |

PAINT TRAYS & SETS

TYPE A

General - These deep wall, rust-resistant metal trays have adder grip type legs.

TYPE B

Professional - These trays are of heavy-duty rust resistant metal. They have sturdy metal legs for use with ladders.

Rubberset®



NA209

| Model No. | Type | Description |
|-----------|------|--------------------------------------|
| NA196 | A | Metal Tray For 9-1/2" Rollers |
| NA209 | B | Metal Tray, 9-1/2", 4 Litre Capacity |

PAINTS & PAINTING SUPPLIES

HIGH PERFORMANCE V2100 HIGH HEAT SPRAY PAINT

- Provides protection against corrosion and heat, while delivering long-lasting durability
- Tough, professional finish — superior resistance to chipping, cracking and peeling
- High-output tip covers 50% faster
- For use on: Boilers, steam pipes, vents, exhaust pipes, kilns
- Surface coverage: 14 sq. ft. (1.3 m²)
- Max operating temperature: 1000°F
- Accepted for use in Canadian food processing facilities

KP401



RUST-OLEUM

| Model No. | Mfg. No. | Colour | Size Can (Net) |
|-----------|----------|----------|-----------------|
| KP401 | V2116863 | Aluminum | 20 oz. (15 oz.) |
| KP402 | V2176868 | Black | 20 oz. (15 oz.) |

TRAFFIC ZONE STRIPING PAINT

- Apply this weather-resistant coating to concrete, gravel or pavement for durability you can count on
- Use with bulk-spray machine, brush or roller
- For use on: Parking lots, stadiums, curbs, athletic facilities
- Size: 1 Gal
- Surface coverage: 410-540 linear feet

KP405



RUST-OLEUM

| Model No. | Mfg. No. | Colour |
|-----------|----------|--------|
| KP405 | 2348402 | Yellow |
| KP406 | 2391402 | White |
| KP733 | 2326402 | Blue |

EPOXY FLOOR COATING

- Low VOC, low HAP, two component suitable for use on both floors and vertical surfaces
- Can be used on steel, non-ferrous, concrete, masonry, and previously coated surfaces
- Low odour coating ideal for use in schools, healthcare facilities, food service areas, office buildings, hotels or in any area where odors are an issue
- Resistant to most chemicals and abrasion
- Easy-to-use, two-component system—order base and activator separately
- Container Type: Gallon
- Net Volume: 1 gal.
- Finish: Gloss

KP899



RUST-OLEUM

| Model No. | Mfg. No. | Colour |
|-----------|----------|-------------|
| KP899 | 248280 | Osha Yellow |
| KP901 | 208072 | Gloss Grey |
| KP873 | 248284 | Activator |

5500 ACRYLIC DUSTPROOFER FLOOR SEALER

- Water-based coating seals concrete and prevents dusting in mild industrial or commercial settings
- Seals bare concrete or provides a protective top coat; makes maintenance easy; low-gloss finish
- Excellent coverage over new and previously coated surfaces; for interior/exterior use
- For use on: Floor coating for warehouses, walkways, over strained and painted concrete, retail/commercial
- Size: 1 Gal.
- Accepted for use in Canadian food processing facilities
- Surface Coverage:**
Rough (Broom Finish) - 1st Coat: 150 sq. ft./2nd Coat: 250 sq. ft.
Smooth (Float Finish) - 1st Coat: 200 sq. ft./2nd Coat: 300 sq. ft.
Very Smooth (Trowel Finish) - 1st Coat: 300 sq. ft./2nd Coat: 400 sq. ft.

Model No. KP493
Mfg. No. 251282



RUST-OLEUM

B200

CONSTRUCTION INVERTED MARKING PAINT

- This water-based formula is especially designed for the rigorous demands of construction, excavation, surveying, landscaping and other commercial operation
- Best resistance to early fading and chalking
- Excellent visibility on concrete, pavement, dirt, gravel, grass and more
- Sprays at any angle: upright, horizontal, inverted
- For use on: Utility, construction, excavation, surveying, landscape, golf course markings
- Surface coverage: 400 linear feet at 1 inch

KP459



RUST-OLEUM

| Model No. | Mfg. No. | Colour | Size Can (Net) |
|-----------------------------|----------|------------------------|-----------------|
| COLOURS | | | |
| KP459 | 264693 | Clear | 20 oz. (15 oz.) |
| KP452 | 264692 | White | 20 oz. (15 oz.) |
| KP453 | 264696 | Safety Red | 20 oz. (15 oz.) |
| KP455 | 264694 | Caution Blue | 20 oz. (15 oz.) |
| FLOUORESCENT COLOURS | | | |
| KP456 | 264695 | High Visibility Yellow | 20 oz. (15 oz.) |
| KP457 | 264699 | Fluorescent Red Orange | 20 oz. (15 oz.) |
| KP458 | 264700 | Fluorescent Green | 20 oz. (15 oz.) |
| KP454 | 264702 | Fluorescent Pink | 20 oz. (15 oz.) |
| KP460 | 264697 | Fluorescent Orange | 20 oz. (15 oz.) |

INDUSTRIAL CHOICE SPRAY PAINT

- For indoor/outdoor industrial-maintenance use
- Extra-wide comfort nozzle prevents finger fatigue and sprays from any angle, even upside down
- Resists chipping, fading and peeling
- For use on: Tools, motors, furniture, equipment, color coding, ladders, lockers
- Surface coverage: Approximately 22 sq. ft. (2 m²)

KP430



RUST-OLEUM

| Model No. | Mfg. No. | Colour | Size Can (Net) |
|-----------------------|----------|--------------------|-----------------|
| COLOURS | | | |
| KP430 | 202214 | Machine Gray | 16 oz. (12 oz.) |
| KP431 | 214645 | ANSI 61 Light Gray | 16 oz. (12 oz.) |
| KP432 | 1614830 | Dull Aluminum | 16 oz. (12 oz.) |
| KP440 | 1678830 | Semi-Flat Black | 16 oz. (12 oz.) |
| KP442 | 1684830 | Dove Gray | 16 oz. (12 oz.) |
| KQ016 | 1610830 | Crystal Clear | 16 oz. (12 oz.) |
| SAFETY COLOURS | | | |
| KP434 | 1624830 | Safety Blue | 16 oz. (12 oz.) |
| KP435 | 1633830 | Safety Green | 16 oz. (12 oz.) |
| KP436 | 1644830 | Safety Yellow | 16 oz. (12 oz.) |
| KP438 | 1660830 | Safety Red | 16 oz. (12 oz.) |
| PRIMER | | | |
| KP446 | 1667830 | Red | 16 oz. (12 oz.) |

ULTIMATE TURBO ENAMEL SPRAY PAINT

- The speed and quality of professional spray equipment without the hassle
- Applies easily and dries fast to a tough, attractive finish
- Superior coverage, colour and gloss retention
- The 10" wide spray allows for faster project completion, making it ideal for large projects
- Dries 4 times faster than traditional spray paints

KQ119



KQ120

RUST-OLEUM

| Model No. | Mfg. No. | Colour | Size Can (Net) |
|-----------|----------|--------|----------------|
| KQ119 | 352466 | White | 656 g (652 g) |
| KQ120 | 352467 | Black | 656 g (652 g) |

HIGH PERFORMANCE V2100 SPRAY PAINT

- This advanced formula provides the best-possible corrosion protection with easy, one-coat coverage and long-lasting color, gloss and durability
- Tough, professional finish — superior resistance to chipping, cracking and peeling
- High-output tip covers 50% faster
- Extra-wide comfort nozzle prevents finger fatigue and sprays from any angle, even upside down
- Surface coverage: 14 sq. ft. (1.3 m²)
- Max operating temperature: 200°F
- For use on: Structural steel, handrails, piping, storage tanks, equipment, machinery
- Accepted for use in Canadian food processing facilities

KP377



RUST-OLEUM

| Model No. | Mfg. No. | Colour | Size Can (Net) |
|-----------------------|----------|--------------------|-----------------|
| COLOURS | | | |
| KP377 | V2115838 | Silver Aluminum | 20 oz. (15 oz.) |
| KP378 | V2123838 | Light Blue | 20 oz. (15 oz.) |
| KP380 | V2125838 | Deep Blue | 20 oz. (15 oz.) |
| KP382 | V2137838 | Dark Green | 20 oz. (15 oz.) |
| KP383 | V2138838 | Hunter Green | 20 oz. (15 oz.) |
| KP385 | V2147838 | Industrial Yellow | 20 oz. (15 oz.) |
| KP388 | V2164838 | Bright Red | 20 oz. (15 oz.) |
| KP389 | V2175838 | Chestnut Brown | 20 oz. (15 oz.) |
| KP390 | V2177838 | Semi-Gloss Black | 20 oz. (15 oz.) |
| KP391 | V2178838 | Flat Black | 20 oz. (15 oz.) |
| KP392 | V2179838 | Black | 20 oz. (15 oz.) |
| KP393 | V2183838 | Light Machine Gray | 20 oz. (15 oz.) |
| KP394 | V2187838 | Dark Machine Gray | 20 oz. (15 oz.) |
| KP395 | V2190838 | Matte White | 20 oz. (15 oz.) |
| KP396 | V2192838 | Gloss White | 20 oz. (15 oz.) |
| SAFETY COLOURS | | | |
| KP386 | V2155838 | Safety Orange | 20 oz. (15 oz.) |
| KP384 | V2143838 | Safety Yellow | 20 oz. (15 oz.) |
| KP387 | V2163838 | Safety Red | 20 oz. (15 oz.) |
| KP379 | V2124838 | Safety Blue | 20 oz. (15 oz.) |
| KP381 | V2133838 | Safety Green | 20 oz. (15 oz.) |
| PRIMER | | | |
| KP397 | V2169838 | Matte Red | 20 oz. (15 oz.) |
| KP398 | V2182838 | Matte Gray | 20 oz. (15 oz.) |

COLORMAXX™ SPRAY PAINT

- Premium coverage and superior color with excellent adhesion and durability
- Indoor/outdoor use with rust protection
- Big button spray tip with spray any way capabilities
- Dries in 10 minutes or less
- Dry to handle in 1 hour

KR743



KRYLON INDUSTRIAL

| Model No. | Mfg. No. | Colour | Size Can (Net) |
|-----------|-----------|-------------------|-----------------|
| KR736 | 455030007 | Banner Red | 16 oz. (12 oz.) |
| KR737 | 455050007 | Black | 16 oz. (12 oz.) |
| KR738 | 455060007 | Ocean Blue | 16 oz. (12 oz.) |
| KR739 | 455110007 | Cherry Red | 16 oz. (12 oz.) |
| KR740 | 455110007 | Classic Grey | 16 oz. (12 oz.) |
| KR741 | 455150007 | Clear | 16 oz. (12 oz.) |
| KR742 | 455170007 | Emerald Green | 16 oz. (12 oz.) |
| KR743 | 455230007 | Hunter Green | 16 oz. (12 oz.) |
| KR744 | 455240007 | Ivory | 16 oz. (12 oz.) |
| KR745 | 455270007 | Leather Brown | 16 oz. (12 oz.) |
| KR746 | 455280007 | Mambo Pink | 16 oz. (12 oz.) |
| KR747 | 455290007 | Navy Blue | 16 oz. (12 oz.) |
| KR748 | 455310007 | Pewter Grey | 16 oz. (12 oz.) |
| KR749 | 455320007 | Pumpkin Orange | 16 oz. (12 oz.) |
| KR750 | 455390007 | Smoke Grey | 16 oz. (12 oz.) |
| KR751 | 455410007 | Sun Yellow | 16 oz. (12 oz.) |
| KR752 | 455450007 | White, Gloss | 16 oz. (12 oz.) |
| KR753 | 455480007 | White, Very Flat | 16 oz. (12 oz.) |
| KR754 | 455570007 | Black, Semi-Flat | 16 oz. (12 oz.) |
| KR755 | 455870007 | Metallic Aluminum | 15 oz. (11 oz.) |

PROFESSIONAL SOLVENT-BASED STRIPING SPRAY PAINT

- Superior colour and coverage
- Professional applicator tip
- Durable
- Long lasting formula
- Clean lines
- Fast-drying

KR770



KRYLON INDUSTRIAL

| Model No. | Mfg. No. | Colour | Size Can (Net) |
|-----------|-----------|--------------------|-----------------|
| KR769 | 458860008 | Highway White | 20 oz. (18 oz.) |
| KR770 | 458610008 | Highway Yellow | 20 oz. (18 oz.) |
| KR771 | 458620008 | Accessibility Blue | 20 oz. (18 oz.) |
| KR772* | 458600008 | Athletic White | 20 oz. (18 oz.) |

*Water based

STRIPING MACHINES

- Engineered and designed for easy operation and durability
- 18-gauge all-steel construction
- 12-can storage
- Stripes widths of 2" to 4"

PAVEMENT STRIPING MACHINES

- 7" wheels provide a smooth ride on hard surfaces, such as concrete, blacktop and metal
- Excellent for use in parking lots, warehouses, plants, factories, etc.

Model No. NE340

ATHLETIC FIELD STRIPING MACHINES

- 10" wheels elevate the carriage to provide an even ride over rough or uneven surfaces
- Ideal for grass, dirt, gravel or any uneven surface

Model No. NE341



QUICK-MARK™ MARKING PAINTS

Inverted marking paints are VOC-compliant, lead-free and highly pigmented. Available in water and solvent based, 20-oz. cans (17 oz. net weight). Can be used with hand held wands.

KRYLON INDUSTRIAL



| Model No. | Solvent Base | Colour | Model No. | Water Base | Colour |
|-----------|------------------|--------|-----------|------------------|--------|
| NC320 | Fl. Red/Orange | | NC331 | White | |
| NC321 | Fl. Orange | | NC332 | Utility Yellow | |
| NC322 | Fl. Safety Red | | NC333 | Fl. Orange | |
| NC323 | Fl. Green | | NC334 | Fl. Red | |
| NC324 | White | | NC335 | Fl. Safety Pink | |
| NC325 | High Vis. Yellow | | NC336 | Fl. Blue | |
| NC326 | Caution Blue | | NC337 | Fl. Safety Green | |
| NC327 | Warning Orange | | NC338 | Fl. Red/Orange | |
| NC328 | Safety Red | | | | |
| NC329 | Safety Green | | | | |

Actual paint colours may vary

MARKING WANDS

- Constructed of durable, rugged plastic and lightweight steel
- Comfortable pistol grip for easy handling and marking
- Apply a uniform 1" to 1 1/2" wide stripe of paint

NC309



KRYLON INDUSTRIAL

| Model No. | Description |
|-----------|----------------------------|
| NC309 | Spotter Hand Held Wand 12" |
| NC310 | Hand Held Wand 34" |



LUBRICATING EQUIPMENT

LEVER GREASE GUNS

- Capacity: 14 oz. (400 g)
- Complete with 6" steel extension and 4-jaw coupler with ball check

STANDARD-DUTY

- Develops 6000 PSI

Model No. AC472



HEAVY-DUTY

- Develops 10 000 PSI

Model No. AC473



aurora tools®

HEAVY-DUTY PISTOL GREASE GUNS

- Capacity: 14 oz. (400 g) grease cartridge or suction fill
- Develops 5000 PSI
- AC475 comes complete with 5" steel extension and 4-jaw coupler with ball check
- AC476 comes complete with 18" flexible hose and 4-jaw coupler with ball check

Model No. AC475

5" steel extension

Model No. AC476

18" flexible hose



aurora tools®

DELUXE MINI PISTOL GREASE GUNS

- Single-hand-operated pistol grip
- Die cast grease gun head with dual discharge ports for use with steel extension as well as flexible hose
- Develops 3500 PSI
- Capacity: 3 oz grease cartridge or bulk fill
- Textured zinc plated finish for non-slip grip
- Includes: 4" steel extension and professional 4-jaw coupler with ball check

Model No. AC477



aurora tools®

MINI GREASE GUNS

- Designed for use in general confined spaces, or where access to grease nipples is restricted
- Single-hand-operated push type grip
- Develops 1400 PSI
- Capacity: 3 oz. (85 g)

Model No. AD084



aurora tools®

EZEE-LUBE KITS

- Kit comprises of a range of quick-connect fittings designed to meet any and every greasing application

Model No. AC492

aurora tools®



OIL CANS

- Oil can body is seamless drawn from heavy-gauge tin coated sheet
- Premium powder coated finish

aurora tools®



AIR-OPERATED GREASE GUNS

- Ideal for use in factory maintenance
- Single shot of grease discharge with every press of the trigger
- Air operating range: 40 - 120 PSI
- Capacity: 14 oz. (400 g) grease cartridge or bulk fill
- Comes with 6" steel extension and professional 4-jaw coupler with ball check

Model No. AC478

aurora tools®



LIQUID MEASURES

- Translucent high density polyethylene construction
- Comes complete with a polyethylene flexible spout for difficult to reach areas
- Cap on flexible spout and polypropylene lid renders measure spill proof
- Spout length: 7-1/2"
- Spout diameter: 3/4"

aurora tools®



TYB514

| Model No. | Capacity |
|-----------|----------|
| TYB513 | 1 quart |
| TYB514 | 2 quart |
| TYB515 | 3 quart |
| TYB516 | 5 quart |

FUNNELS

- Translucent high density polyethylene construction
- Wire mesh screen keeps contaminants out
- Comes complete with a polyethylene flexible spout for difficult to reach areas
- Curved funnel ends make the funnel splash and spill proof

aurora tools®

TYB517



| Model No. | Diameter" | Capacity |
|-----------|-----------|------------|
| TYB517 | 8 | 1.7 litres |
| TYB518 | 9-1/2 | 3 litres |

SHOP HOSE REELS & VISES

HOSE REELS

- Heavy-duty, reinforced steel stampings for increased strength
- For use with air and water
- Compact design allows reels to fit in tight locations
- Multi-position guide arms for multiple mounting options
- Kinkless, oil resistant high quality hose
- Spring rewind features long life spring with declutching arbor
- Durable, corrosion-resistant powder coat paint
- EPDM Rubber

| Model No. | Hose I.D." | Hose Length' | Max PSI | Hose Outlet (M) NPT" | Reel Inlet (F) NPT" | W" | x | D" | x | H" | Wt lbs. |
|-----------|------------|--------------|---------|----------------------|---------------------|--------|---|-------|---|---------|---------|
| UAV178 | 1/4 | 35 | 300 | 3/8 | 3/8 | 15 | x | 8-1/3 | x | 17-1/3 | 18 |
| UAV179 | 3/8 | 25 | 300 | 3/8 | 3/8 | 15 | x | 8-1/3 | x | 17-1/3 | 22 |
| UAV180 | 3/8 | 35 | 300 | 3/8 | 3/8 | 15 | x | 8-1/3 | x | 17-1/3 | 23 |
| UAV181 | 3/8 | 50 | 300 | 3/8 | 3/8 | 17-1/2 | x | 8-1/3 | x | 17-1/3 | 25 |
| UAV182 | 1/2 | 50 | 300 | 1/2 | 1/2 | 18-1/2 | x | 9-2/3 | x | 21-7/10 | 35 |

aurora tools®

UAV178



AIR/WATER DELIVERY REELS

- Lightweight and easy to handle
- Made of corrosion proof polypropylene
- Working temperature: up to 65°C
- Designed to protect the hose and allow for easy cleaning of both hose and reel
- Wall or floor mount (Floor stand not included)
- Hose included

| Model No. | Mfg. No. | Hose I.D." | Hose Length' | Max PSI | Hose Outlet (M) NPT" | Reel Inlet (F) NPT" | W" | x | D" | x | H" | Wt lbs. |
|-----------|------------|------------|--------------|---------|----------------------|---------------------|-------|---|----|---|--------|---------|
| FH821 | SGA36500LP | 3/8 | 50 | 232 | 3/8 | 3/8 | 9 1/8 | x | 22 | x | 19 3/8 | 23 |
| FH823 | SGA38500LP | 1/2 | 50 | 232 | 1/2 | 1/2 | 9 1/8 | x | 22 | x | 19 3/8 | 27 |

REELCRAFT

FH821



HOSE REELS

- Heavy-duty, reinforced steel stampings for increased strength
- Permanently lubricated for long, trouble-free service
- Multi-position guide arms for versatile mounting options
- Kinkless, high quality hoses
- Spring rewind features long life spring with declutching arbour
- Durable, corrosion-resistant powder coat paint finish



TN315



FH507

INDUSTRIAL STEEL REELS

| Model No. | Mfg. No. | Drive Type | Hose I.D." | Hose Length' | Max PSI | Hose Outlet" (M) NPT | Reel Inlet" (F) NPT | Reel Outlet" NPT | W" | Dimensions x D" x H" | Wt. lbs. |
|---|------------|------------|------------|--------------|---------|----------------------|---------------------|------------------|--------|----------------------|----------|
| AIR OR WATER REELS FOR MANUFACTURING PLANTS, BODY SHOPS, WORKSHOPS, SERVICE STATIONS, FABRICATORS, SPRAY BOOTHS - SOLD WITH HOSE | | | | | | | | | | | |
| TN315 | 4435-OLP | Spring | 1/4 | 35 | 300 | 1/4 | 3/8 | - | 5 3/8 | x 12 3/8 x 12 7/8 | 19 |
| TN317 | 4625-OLP | Spring | 3/8 | 25 | 300 | 1/4 | 3/8 | - | 5 3/8 | x 12 3/8 x 12 7/8 | 20 |
| TN316 | 5635-OLP | Spring | 3/8 | 35 | 300 | 1/4 | 3/8 | - | 6 | x 14 3/4 x 14 1/2 | 25 |
| TN318 | 7650-OLP | Spring | 3/8 | 50 | 300 | 1/4 | 1/2 | - | 5 3/4 | x 19 x 20 1/4 | 43 |
| TN319 | 7850-OLP | Spring | 1/2 | 50 | 300 | 3/8 | 1/2 | - | 5 3/4 | x 19 x 20 1/4 | 47 |
| FI058 | 5450-OLP | Spring | 1/4 | 50 | 300 | 1/4 | 3/8 | - | 6 | x 14 3/4 x 14 1/2 | 26 |
| FH534 | 81100-OLP | Spring | 3/8 | 100 | 300 | 3/8 | 1/2 | - | 10 1/2 | x 24 x 25 3/8 | 112 |
| FH490 | 82100-OLP | Spring | 1/2 | 100 | 300 | 1/2 | 1/2 | - | 10 1/2 | x 24 x 25 3/8 | 125 |
| FH491 | 83050-OLP | Spring | 3/4 | 50 | 250 | 3/4 | 3/4 | - | 10 1/2 | x 24 x 25 3/8 | 118 |
| FH492 | D83075-OLP | Spring | 3/4 | 75 | 250 | 3/4 | 3/4 | - | 14 1/4 | x 24 x 25 3/8 | 132 |
| FH493 | D84050-OLP | Spring | 1 | 50 | 250 | 3/4 | 1 | - | 15 1/4 | x 24 x 25 3/8 | 133 |
| FH494 | E9350-OLP | Spring | 3/4 | 50 | 250 | 3/4 | 3/4 | - | 15 3/4 | x 26 1/4 x 26 1/4 | 170 |
| FH495 | E9450-OLP | Spring | 1 | 50 | 250 | 3/4 | 1 | - | 15 3/4 | x 26 1/4 x 26 1/4 | 187 |

HAND CRANK FOR AIR OR WATER - DESIGNED FOR MEDIUM-DUTY APPLICATIONS REQUIRING LONGER LENGTHS OF HOSE - SOLD WITHOUT HOSE

| Model No. | Mfg. No. | Drive Type | Hose I.D." | Hose Length' | Max PSI | Hose Outlet" (M) NPT | Reel Inlet" (F) NPT | Reel Outlet" NPT | W" | Dimensions x D" x H" | Wt. lbs. |
|-----------|----------|------------|------------|--------------|---------|----------------------|---------------------|------------------|--------|----------------------|----------|
| FH506 | CA32106L | Manual | 1/2 | 100 | 1000 | - | 1/2 | 1/2 (F) | 19 3/4 | x 17 3/4 x 20 1/4 | 40 |
| FH507 | CA32112L | Manual | 1/2 | 200 | 1000 | - | 1/2 | 1/2 (F) | 25 3/4 | x 17 3/4 x 20 1/4 | 46 |
| FH508 | CA33112L | Manual | 3/4 | 100 | 1000 | - | 3/4 | 3/4 (F) | 19 3/4 | x 17 3/4 x 20 1/4 | 46 |

REELCRAFT

HEAVY-DUTY FIXED BASE BENCH VISES

- 80 000 PSI Industrial grade ductile iron
- Built in pipe jaws hold round objects
- Hardened anvil striking surface used for forming & shaping
- Safety locking plate in base prevents the vise from slippage



aurora tools®

| Model No. | Jaw Width" | Jaw Opening" | Throat Depth" |
|-----------|------------|--------------|---------------|
| TYL093 | 4 | 4 1/2 | 2 7/10 |
| TYL094 | 5 | 5 1/2 | 3 3/10 |
| TYL095 | 6 | 6 1/2 | 3 1/2 |
| TYL096 | 8 | 8 1/2 | 4 |

HEAVY-DUTY SWIVEL BASE BENCH VISES

- 80 000 PSI Industrial grade ductile iron
- Built in pipe jaws hold round objects
- Hardened anvil striking surface used for forming & shaping
- Safety locking plate in base prevents the vise from slippage



aurora tools®

| Model No. | Jaw Width" | Jaw Opening" | Throat Depth" |
|-----------|------------|--------------|---------------|
| TYL098 | 4 | 4 1/2 | 2 1/2 |
| TYL099 | 5 | 5 1/2 | 3 |
| TYL100 | 6 | 6 1/2 | 3 4/10 |
| TYL101 | 8 | 8 3/10 | 3 8/10 |

EXTENSION CORDS, FLASHLIGHTS & WORK REELS

AFL400 RECHARGEABLE LED SPOTLIGHT

- Single LED spotlight has an extremely bright beam featuring long distance visibility
- Spotlight features an additional side-light that can be used as a free-standing lantern
- Certified for sale in Canada by an accredited certification body
- Spotlight is ideal for various applications, such as household work, facility maintenance, general labor and recreational activities
- Lumens: 516
- Side-light Lumens: 180
- Run Time Hrs.: 6
- Beam Distance: 500 m
- Battery Type: Rechargeable (included)
- Colour: Black
- Material: Plastic

Model No. XH109

aurora tools



WORKSHOP SURGE PROTECTOR POWER STRIP

- Features cord wrap and surge protector to protect your devices from an overload
- Lighted on/off switch
- Keyhole slots on the back of the unit allow the model to be mounted under a desk, on walls or other locations
- Indoor use only
- Cord Length: 6'
- Amps: 15 Amps
- Wattage: 1875 W
- Voltage: 125 V
- Rated Joules: 1350 J
- Outlets: Total of 8 (5 standard, 3 wide space)
- Housing Material: Metal
- Colour: Black/Yellow

Model No. XH162

aurora tools



USB CHARGING SURGE PROTECTOR

- Aurora USB Power Strip will protect devices from power surges and spikes
- Protected mode indicator light
- Lighted ON/OFF switch
- No. of Outlets: 6
- Cord Length: 6'
- Rated Joules: 1200 J
- Amps: 15 Amps
- Wattage: 1875 W
- Voltage: 125 V
- No. of USB Ports: 2
- USB Charging Ports: 2.1 Amp
- Housing Material: ABS Plastic
- Colour: White

Model No. XH064

aurora tools



WIND-UP EXTENSION CORD

- 4 Grounded outlets
- Built-in resettable circuit breaker
- Wind-up the cord by manually rotating the wheel
- Cord Length: 25'
- Gauge (AWG): 16/3
- Amps: 10 A
- Wattage: 1250 W
- Plug & Outlet NEMA Style: 5-15
- Industry Designation: SJT
- Number of Prongs: 3
- Overall Dimensions: 8-1/4" x 10-3/4" x 2-3/4"

Model No. XE671

aurora tools



SURGE SUPPRESSOR

- Lighted on/off switch with built-in circuit breaker
- Protects against damage caused by power spikes
- Ideal for multiple electronic devices
- No. of Outlets: 6
- Cord Length: 3'
- Rated Joules: 200
- Amps: 15 A
- Wattage: 1875 W
- Voltage: 125 V

Model No. XE670

aurora tools



INDUSTRIAL CORD REELS

- Provide secure wall or ceiling mounting
- A release tab on the mounting bracket quickly and easily converts the reel from stationary to portable use
- Large, comfortable carrying handle
- The non-metallic composite housing ensures a prolonged, corrosion-free service life
- Certified for sale in Canada by an accredited certification body

PVC GROUNDING PLUGS & CONNECTORS

- Moisture and chemical resistant plastic body
- Ideal for indoor and outdoor use
- Body Material: Plastic
- Amperage: 15A
- Voltage: 125V

NEMA CONFIGURATION



NEMA 5-15P NEMA 5-15R

aurora tools



XE672



XE673

| Model No. | Nema Configuration | Description | Cord Diameter" | Wire Gauge stranded |
|-----------|--------------------|-------------------------|----------------|---------------------|
| XE672 | 5-15P | PVC Grounding Plug | 0.245-0.655 | 16/3 to 14/3 cords |
| XE673 | 5-15R | PVC Grounding Connector | 0.245-0.655 | 16/3 to 14/3 cords |

LIND EQUIPMENT



DB978

| Model No. | Cable Length' | Cable Type | Termination | Outlet Rating |
|-----------|---------------|------------|---------------|-------------------------|
| DB978 | 40 | 12/3 SJTW | Triple Outlet | 15 A, Breaker Protected |
| DB979 | 50 | 14/3 SJTW | Triple Outlet | 13 A, Breaker Protected |

OUTDOOR VINYL EXTENSION CORDS WITH LIGHT INDICATOR

- Designed for industrial and contractor use
- Vinyl jacket protects against rough use, chemicals, and moisture
- Ultra flexible cord
- Lighted connectors allow you to see when the power is in use
- Molded-on and bonded plugs and connectors resist breaking
- Water resistant and flame retardant



XC494

aurora tools®



**3-CONDUCTOR SJTOW,
300-VOLT GROUNDING, OIL RESISTANT**

| Model No. | Length' | AWG | Amps | Watts | Colour |
|-------------------------------------|---------|------|------|-------|--------|
| EXTRA HEAVY-DUTY, SINGLE TAP | | | | | |
| XC494 | 25 | 12/3 | 15 | 1875 | Yellow |
| XC495 | 50 | 12/3 | 15 | 1875 | Yellow |
| XC496 | 100 | 12/3 | 15 | 1875 | Yellow |
| EXTRA HEAVY-DUTY, TRIPLE TAP | | | | | |
| XC497 | 25 | 12/3 | 15 | 1875 | Yellow |
| XC498 | 50 | 12/3 | 15 | 1875 | Yellow |
| XC499 | 100 | 12/3 | 15 | 1875 | Yellow |

ALL WEATHER TPE-RUBBER EXTENSION CORDS WITH LIGHT INDICATOR

- Designed for industrial and contractor use
- All weather jacket provides ultra flexibility and superior performance in extreme climate conditions at temperatures from -50°C to 105°C
- Provides outstanding resistance against rough use, sunlight, chemicals and moisture
- Water resistant and flame retardant
- Lighted connectors allow you to see when the power is in use
- Molded-on and bonded plugs and connectors resist breaking



XC500

aurora tools®



3-CONDUCTOR SJEOW, 300-VOLT GROUNDING

| Model No. | Length' | AWG | Amps | Watts | Colour |
|-------------------------------------|---------|------|------|-------|-------------|
| HEAVY-DUTY, SINGLE TAP | | | | | |
| XC500 | 25 | 14/3 | 15 | 1875 | Blue/Orange |
| XC501 | 50 | 14/3 | 15 | 1875 | Blue/Orange |
| XC502 | 100 | 14/3 | 15 | 1625 | Blue/Orange |
| EXTRA HEAVY-DUTY, SINGLE TAP | | | | | |
| XC503 | 25 | 12/3 | 15 | 1875 | Blue/Orange |
| XC504 | 50 | 12/3 | 15 | 1875 | Blue/Orange |
| XC505 | 100 | 12/3 | 15 | 1875 | Blue/Orange |
| HEAVY-DUTY, TRIPLE TAP | | | | | |
| XH235 | 25 | 14/3 | 15 | 1875 | Blue/Orange |
| XH236 | 50 | 14/3 | 15 | 1875 | Blue/Orange |
| XH237 | 100 | 14/3 | 15 | 1625 | Blue/Orange |
| EXTRA HEAVY-DUTY, TRIPLE TAP | | | | | |
| XH238 | 25 | 12/3 | 15 | 1875 | Blue/Orange |
| XH239 | 50 | 12/3 | 15 | 1875 | Blue/Orange |
| XH240 | 100 | 12/3 | 15 | 1875 | Blue/Orange |

INDOOR/OUTDOOR STANDARD-DUTY EXTENSION CORDS

- Designed for light industrial, contractor, and home use
- Durable SJTW jacket protects against ultraviolet rays, chemicals and moisture
- Extremely flexible jacket
- Molded-on and bonded plugs and connectors resist breaking



XC630

aurora tools®



3-CONDUCTOR SJTW, 125-VOLT GROUNDING

| Model No. | Length' | AWG | Amps | Watts | Colour |
|-----------|---------|------|------|-------|--------|
| XC630 | 10 | 16/3 | 13 | 1625 | Orange |
| XC631 | 15 | 16/3 | 13 | 1625 | Orange |
| XC632 | 25 | 16/3 | 13 | 1625 | Orange |
| XC633 | 50 | 16/3 | 13 | 1625 | Orange |

OUTDOOR VINYL EXTENSION CORDS

- Designed for industrial and contractor use
- Vinyl jacket protects against rough use, chemicals and moisture, and provides added flexibility
- Molded-on and bonded plugs and connectors resist breaking



XC485

aurora tools®



3-CONDUCTOR SJTW, 300-VOLT GROUNDING

| Model No. | Length' | AWG | Amps | Watts | Colour |
|-------------------------|---------|------|------|-------|--------|
| HEAVY-DUTY | | | | | |
| XC482 | 25 | 14/3 | 15 | 1875 | Orange |
| XC483 | 50 | 14/3 | 15 | 1875 | Orange |
| XC484 | 100 | 14/3 | 13 | 1625 | Orange |
| EXTRA HEAVY-DUTY | | | | | |
| XC485 | 25 | 12/3 | 15 | 1875 | Yellow |
| XC486 | 50 | 12/3 | 15 | 1875 | Yellow |
| XC487 | 100 | 12/3 | 15 | 1875 | Yellow |

OUTDOOR VINYL TRIPLE TAP EXTENSION CORDS

- Designed for industrial and contractor use
- Vinyl jacket protects against rough use, chemicals, and moisture
- Vinyl jacket provides added flexibility
- Molded-on and bonded plugs and connectors resist breaking



XC491

aurora tools®



3-CONDUCTOR SJTW, 300-VOLT GROUNDING

| Model No. | Length' | AWG | Amps | Watts | Colour |
|-------------------------|---------|------|------|-------|--------|
| HEAVY-DUTY | | | | | |
| XC488 | 25 | 14/3 | 15 | 1875 | Red |
| XC489 | 50 | 14/3 | 15 | 1875 | Red |
| XC490 | 100 | 14/3 | 13 | 1625 | Red |
| EXTRA HEAVY-DUTY | | | | | |
| XC491 | 25 | 12/3 | 15 | 1875 | Red |
| XC492 | 50 | 12/3 | 15 | 1875 | Red |
| XC493 | 100 | 12/3 | 15 | 1875 | Red |

FLASHLIGHTS & BATTERIES

XP18R DUAL-POWER FLASHLIGHT

- As the most powerful flashlight in the XP professional series, the Coast XP18R overwhelms any lighting challenge with dynamic, brightest-in-class light and four-mode, multi-beam capability shining up to a staggering 3650 lumens on Turbo Mode
- Featuring Coast Rechargeable Dual Power technology, this IP54 dust-resistant and storm proof powerhouse runs on a Coast Ithion-X™ rechargeable battery (charging cable included) or standard alkaline AA's (purchased separately)—with power monitored by a real-time battery life indicator so that you're always ready
- Coast-patented Slide Focus® optical technology shines the Ultra View Flood Beam and Bulls-Eye™ Spot Beam with seamless transitions between
- Lamp Type: LED
- Run Time Hrs. (Low): 58.5
- Body Colour: Black
- Battery Type: AA, Rechargeable (not included)
- Beam Distance (High): 330 m



COAST

| Model No. | Mfg. No. | Lumens (High) |
|-----------|----------|---------------|
| XJ004 | 30576 | 3650 |

MINI MAGLITE® LED & PRO™

- Powerful projecting LED beam that focuses simply by rotating the head
- Balanced Optics™ combines a highly refined reflector with a performance enhanced LED yielding high output intensity
- Intelligent energy source management allows the user to choose the power level
- Multi-mode electronic switch: 100% power, 25% power, blink, SOS
- Length: 6.6"
- MagLite® Pro™ offers latest generation LED
- Includes:** Two AA size alkaline batteries and belt holster

XC238



MAGLITE® LED

- Powerful projecting LED beam that focuses spot to flood simply by rotating the head
- Balanced Optics™ combines a highly refined reflector with a performance enhanced LED, for a brilliant adjustable beam
- Intelligent energy source management balances high brightness with extended battery life
- Rugged, machined aluminum construction with knurled design
- Anodized inside and out for improved corrosion resistance
- Water and shock resistant
- Batteries not included

XC240



MAG-LITE®

| Model No. | Mfg. No. | Description | Lumens | Beam Distance Metres |
|-----------|----------|---|--------|----------------------|
| XC238 | SP2201H | Mini Maglite® LED Flashlight, 2 AA Cells | 97 | 145 |
| XC814 | SP2P01H | Mini Maglite® LED PRO™ Flashlight, 2 AA Cells | 332 | 163 |
| XC239 | ST2D016 | Maglite® LED Flashlight, 2 D Cells | 168 | 412 |
| XC240 | ST3D016 | Maglite® LED Flashlight, 3 D Cells | 168 | 412 |

BATTERIES

| | | | | |
|-------|------|---------------------------------------|---|---|
| XB872 | EN91 | Replacement Batteries AA, 24/Pkg. | - | - |
| XB875 | EN95 | Replacement Batteries D-Cell, 12/Pkg. | - | - |

ANALOG BATTERY TESTER

- Compatible with the majority of standard household batteries
- Analog scale displays the capacity of the battery instantly (Replace, Low, Good)
- No batteries required to operate
- Battery Type(s): AAA, AA, C, D, 9V

Model No. XF613



aurora tools®

HARD CASE PROFESSIONAL™ 2 AA LED FLASHLIGHTS

- Water resistant IPX4
- Shatterproof lens
- Impact resistant steel plate bolted sides
- Run time Hrs.: 6 hrs. 30 min. high, 65 hrs. low
- Includes 2 long lasting AA Energizer® alkaline batteries
- Lumens (High): 300
- Lumens (Low): 45
- Beam Distance: 115 meters

Model No. XC234

Mfg. No. TUF2AAPE



Energizer

G20 PENLIGHTS

- Impact and weather resistant
- Tested and rated to ANSI/FL1 standards
- Pocket clip included
- Lamp Type: LED
- Run Time Hrs. (High): 10
- Material: Aluminum
- Battery Type: AAA
- Beam Distance (High): 22 m
- Batteries Included
- Beam Optic: Inspection Beam



COAST

| Model No. | Mfg. No. | Colour |
|-----------|----------|--------|
| XE980 | 20254 | Black |

ULTRA PRO™ ALKALINE INDUSTRIAL BATTERIES

- Reclosable container helps organize and protect batteries from damage
- 10-year power guarantee in storage
- Voltage: 1.5 V

XI880



XI879



aurora tools®

| Model No. | Battery Type | Qty /Pkg. |
|-----------|--------------|-----------|
| XI879 | AA | 24 |
| XI880 | AAA | 24 |

ENERGIZER® ALKALINE BATTERIES - INDUSTRIAL PACKAGING



XB872



XB873



XB874



XB875



XB876

Sold per package

| Model No. | Mfg. No. | Description | Qty /Pkg |
|-----------|----------|-------------|----------|
| XB873 | EN92 | AAA/1.5 V | 24 |
| XB872 | EN91 | AA/1.5 V | 24 |
| XB874 | EN93 | C/1.5 V | 12 |
| XB875 | EN95 | D/1.5 V | 12 |
| XB876 | EN22 | 9 V | 12 |

EMERGENCY LIGHTS & FLASHLIGHTS

EXIT SIGNS

- New easy click design allows for fast installation
- Single face or double face orientation
- Various mounting orientation (wall, side, ceiling)
- Ideal for use in offices, schools and warehouses

XI788



XI789



ZENITH
Safety Products

| Model No. | Description |
|-----------|---|
| XI788 | Exit Sign, LED, 12-1/5" L x 7-1/2" W, English |
| XI789 | Exit Sign with LED Security Lights, 12-1/10" L x 11" W, English |
| XA604 | Sealed Lead Acid Batteries, 6 V, 5 Ah |

RUNNING MAN SIGN WITH SECURITY LIGHTS

- New easy click design allows for fast installation
- Single face or double face orientation
- Various mounting orientation (wall, side, ceiling)
- Ideal for use in offices, schools and warehouses
- 2 hours of emergency light duration
- Lead-acid battery (6 V 6 Ah), model XA604 sold separately

ZENITH
Safety Products

Model No. XI790



CREE® LED HEADLAMP

- Adjustable in/out zoom
- Water resistant
- Run Time Hrs. (Low): 20
- Run Time Hrs. (High): 6
- Lumens (Low): 30
- Lumens (High): 120
- 3 settings: High, Low and Strobe
- Head angle is adjustable
- Batteries Required: 3 x AAA (not included)
- Beam Distance (High): 120 m

Model No. XE887

aurora tools



LED HEADLAMP

- 7 ultra bright LED lights
- 3 brightness levels – 7 LEDs, 3 LEDs, 1 LED
- Water resistant
- Lightweight design
- Tilting head and adjustable head strap
- Batteries Required: 3 x AAA (not included)
- Lumens: 21

Model No. XC658

aurora tools



Hard hat
not included

AFL200 MINI LED FLASHLIGHTS

- Nine ultra bright LED lights
- 25 lumens
- High-strength aluminum casing
- On/Off switch
- Lightweight design
- Rugged impact resistant housing
- Includes wrist strap and three AAA alkaline batteries
- Certified for sale in Canada by an accredited certification body

Model No. XD079

aurora tools



CREE® LED PENLIGHT

- High-quality Cree® LED beam is very bright
- High-quality penlight is extremely durable all while being lightweight to alleviate wrist fatigue
- Aluminum body is corrosion and rust-resistant
- Push button to switch on and off
- Lamp Type: LED
- Lumens (High): 90
- Run Time Hrs. (High): 3
- Body Material: Aluminum
- Battery Type: AAA
- Body Colour: Black
- Beam Distance (High): 70 m
- Batteries Included
- Light Colour: White

Model No. XJ058

aurora tools



AFL300 LED FLASHLIGHTS

- High strength aluminum casing
- Shatterproof lens
- Batteries included
- Colour: Black
- XE889: 3 lighting settings: Low 9 LED, Medium 24 LED and High 45 LED



XE888



XJ059

aurora tools

| Model No. | Lumens | Run Time Hrs | Batteries Required | Beam Distance | Bulb |
|-----------|--------|--------------|--------------------|---------------|--------|
| XE888 | 98 | 3 | 3 x AAA | 35 m | 28 LED |
| XJ059 | 31-157 | 2-3 | 4 x AAA | 45 m | 45 LED |

AFL100 LED FLASHLIGHTS

- Super bright LED bulb
- Polypropylene body resists grease and chemicals
- Shatterproof lens
- Ribbed non-slip barrel
- Hi-Viz yellow colour for easy visibility
- Batteries not included

aurora tools



| Model No. | Mfg. No. | Description | Lumens |
|-----------|----------|--|--------|
| XC977 | - | Flashlight, 2 AA-Cells | 28 |
| XB872 | EN91 | Replacement Batteries AA-Cell, 24/Pkg. | - |
| XC978 | - | Flashlight, 2 D-Cells | 35 |
| XB875 | EN95 | Replacement D-Cell Batteries, 12/Pkg. | - |

WORK LIGHTS

PORTABLE LED WORK LIGHT

- Adjustable tilting head
- LED bulb included
- Certified for sale in Canada by an accredited certification body
- Lumens: 2500
- Wattage: 20 W
- Housing Material: Aluminum
- IP65 rating for weather and dust resistance

Model No. XG816

aurora tools



TWIN-HEAD LED WORK LIGHT

- Adjustable tripod for desired height
- Extendable tripod legs provide greater stability
- LED bulbs included
- Fixtures can adjust 120°
- Certified for sale in Canada by an accredited certification body
- Lumens: 4800
- Wattage: 40
- Voltage: 120V
- Housing Material: Aluminum
- IP54 rating for weather and dust resistance
- Includes a 6 foot 3-prong power cord

Model No. XG817

aurora tools



INDUSTRIAL TROUBLE LIGHTS

- 75 watts
- Lightweight design
- Rugged impact resistant housing
- Grounded 25' cord
- On/Off switch handle
- Includes: Hanging hook and electric outlet
- Certified for sale in Canada by an accredited certification body

Model No. XC660

aurora tools



BEACON 360° WIDE AREA LED LIGHT

- Light temperature: 4500K (bright white light - no blue tint)
- 13000 lumens equivalent usable light of a 400 W metal halide
- Environmental rating: IP64 (weatherproof)
- Construction: Cast aluminum housing, polycarbonate lenses
- Switch: On/Off rocker switch
- Weight: 10 lbs. (light head only)
- Height: 14" (light head)
- Diameter: 6" (light head)
- 120 W
- Lighting range: 50'
- Approvals: cETLus portable work light



LIND EQUIPMENT

| Model No. | Description |
|-----------|-----------------|
| XE636 | w/ Magnet Mount |
| XE637 | w/ Clamp |
| XE638 | w/ Tripod |

PORTABLE HALOGEN WORK LIGHT

- 500-watt halogen work light
- Heat resistant tempered glass face
- Adjustable tilting head
- Halogen bulb included
- IP54 rating for weather and dust resistance
- Certified for sale in Canada by an accredited certification body
- Lumens: 8000
- Housing Material: Steel

Model No. XC949

REPLACEMENT BULB

Model No. XC951

aurora tools



TWIN HEAD HALOGEN WORK LIGHT

- Twin 500-watt halogen lights
- Heat resistant tempered glass face
- Adjustable tripod for desired height
- Extendable tripod legs provide greater stability
- Halogen bulbs included
- IP54 rating for weather and dust resistance
- Certified for sale in Canada by an accredited certification body

Model No. XC950

REPLACEMENT BULB

Model No. XC951

aurora tools



HEAVY-DUTY LED WORK LIGHTS & CORD REELS

- Virtually indestructible with a polycarbonate lens and rubber handle
- 50000 hour LED technology means never having to change a bulb again
- XD047 has the same usable light output as a 13 W fluorescent work light
- XD047 also operates as a flashlight with a 1 W LED light on the end
- Standard with 25' of 18/2 SJTOW cord
- Also available on a 40' cord reel
- Certified for sale in Canada by an accredited certification body



LIND EQUIPMENT

| Model No. | Description |
|-----------|-------------------------------------|
| XD047 | 8 W LED Work Light |
| XD049 | 40' Cord Reel w/ 8 W LED Work Light |

BEACON LIGHT 50 W LED FLOODLIGHTS

- Beacon light with magnet mount
- As bright as a 500 W quartz-halogen floodlight
- Low operating temperature, resulting in a safer working environment
- Low energy usage (50 W) and no bulb replacement, resulting in large total cost of ownership savings
- High quality LEDs are rated for over 50000 hours
- Durable aluminum housing and tempered glass lens
- 15' 18/3 SJOW cord
- IP65 environmental rating and starts instantly in cold weather
- Certified for sale in Canada by an accredited certification body

Model No. XD045

LIND EQUIPMENT



LIGHT INDUSTRIAL-DUTY AIR CIRCULATING FANS

- All-metal construction
- Open motor type
- 6' SJT power cord
- Stem length for pedestal: 89-124 cm



| Model No. | Description | HP | Voltage | CFM Max. | CFM Min. | No. of Speeds |
|------------------------|----------------|-----|---------|----------|----------|---------------|
| OSCILLATING | | | | | | |
| EA282* | 26" Pedestal | 1/4 | 120 | 7525 | 4050 | 3 |
| EA283* | 30" Pedestal | 1/3 | 120 | 8775 | 6780 | 3 |
| EA284 | 26" Wall Mount | 1/4 | 120 | 7525 | 4050 | 3 |
| EA654 | 30" Wall Mount | 1/3 | 120 | 8775 | 6780 | 3 |
| NON-OSCILLATING | | | | | | |
| EA657* | 26" Pedestal | 1/4 | 120 | 7700 | 6060 | 2 |
| EA571* | 30" Pedestal | 1/3 | 120 | 8000 | 7000 | 2 |
| EA655 | 26" Wall Mount | 1/4 | 120 | 7700 | 6060 | 2 |
| EA656 | 30" Wall Mount | 1/3 | 120 | 8000 | 7000 | 2 |

*Features adjustable height and a heavy-duty round base for added stability

INDUSTRIAL-DUTY AIR CIRCULATING FANS

- All-metal construction
- 9.8' SJT power cord
- Stem length for pedestal: 89-124 cm



| Model No. | Description | HP | Voltage | CFM Max. | CFM Min. | No. of Speeds |
|------------------------|----------------|-----|---------|----------|----------|---------------|
| OSCILLATING | | | | | | |
| EA645 | 24" Wall Mount | 1/4 | 120 | 11 500 | 7680 | 2 |
| EA649 | 30" Wall Mount | 1/4 | 120 | 10 780 | 7760 | 2 |
| EA643* | 24" Pedestal | 1/4 | 120 | 11 800 | 7760 | 2 |
| EA647* | 30" Pedestal | 1/3 | 120 | 13 200 | 6700 | 2 |
| NON-OSCILLATING | | | | | | |
| EA644 | 24" Wall Mount | 1/4 | 120 | 11 500 | 7680 | 2 |
| EA648 | 30" Wall Mount | 1/4 | 120 | 10 780 | 7440 | 2 |
| EA642* | 24" Pedestal | 1/4 | 120 | 11 800 | 7760 | 2 |
| EA646* | 30" Pedestal | 1/4 | 120 | 10 780 | 7440 | 2 |

*Features adjustable height and a heavy-duty round base for added stability

HEAVY-DUTY OSCILLATING FANS

PEDESTAL

- All-metal construction and base painted black
- Can be used in oscillating or non-oscillating mode
- Adjustable height and heavy-duty round base for added stability
- Open motor type
- 9.8' SJT power cord
- Base Dia. Cm: 69.3

WALL MOUNTED

- All-metal construction
- Closed motor type



| Model No. | Description | HP | No of Speeds | CFM High | CFM Med | CFM Low |
|-----------|----------------|-----|--------------|----------|---------|---------|
| EA666 | 30" Pedestal | 1/3 | 3 | 13 200 | 7321 | 4758 |
| EA667 | 30" Wall Mount | 1/3 | 3 | 13 400 | 7805 | 5070 |

20" HIGH VELOCITY PEDESTAL FANS

- Rugged all-metal construction
- 120 V, 60 Hz, 130 W motor
- Adjustable pedestal base
- 6' grounded power cord
- Weight: 36 lbs.



| Model No. | HP | No of Speeds | CFM High | CFM Mid | CFM Low |
|-----------|-----|--------------|----------|---------|---------|
| EA289 | 1/5 | 3 | 5950 | 4550 | 3850 |

OUTDOOR OSCILLATING PEDESTAL FAN

- Features adjustable height and heavy-duty round base for added stability
- 9.5' power cord with UL GFCI plug
- Enclosed/Waterproof motor type
- All-metal construction, chrome grill stand and base painted black
- Diameter: 30"
- Base Diameter: 27"
- Weight: 47 lbs.
- Watts: 220 W



| Model No. | HP | No of Speeds | CFM High | CFM Mid | CFM Low |
|-----------|-----|--------------|----------|---------|---------|
| EA779 | 1/7 | 3 | 7200 | 5470 | 3780 |

OUTDOOR MISTING & OSCILLATING PEDESTAL FAN

- Features a misting hub, adjustable height and heavy-duty round base for added stability
- 9' power cord with UL GFCI plug
- Enclosed/Waterproof motor type (IP44)
- All-metal construction, chrome grill stand and base painted black
- Misting kit included with direct hose connection
- Can be used indoor/outdoor
- Diameter: 30"
- Base Diameter: 27"
- Watts: 220 W



| Model No. | HP | No. of Speeds | CFM High | CFM Med | CFM Low | Wt lbs. |
|-----------|-----|---------------|----------|---------|---------|---------|
| EA829 | 1/7 | 3 | 7200 | 5470 | 3780 | 47 |

FANS

HIGH VELOCITY FLOOR FANS

- 120 V/60 Hz motor
- All-metal construction, chrome grill and base



| Model No. | Diameter" | HP | No. of Speeds | High | CFM Med | Low | Wt lbs. |
|-----------|-----------|-----|---------------|------|---------|------|---------|
| EA528 | 16 | 1/4 | 3 | 2370 | 1950 | 1560 | 10 |
| EA290 | 18 | 1/4 | 3 | 4725 | 3850 | 2975 | 16.18 |

EA528

EA290

HIGH VELOCITY FLOOR FAN

- All-metal construction
- Vertical pivot fan head
- Copper motor for longer lifetime
- Size: 20"



| Model No. | HP | No. of Speeds | High | CFM Med | Low |
|-----------|-----|---------------|------|---------|------|
| EA661 | 1/5 | 3 | 4900 | 4400 | 4150 |

HIGH VELOCITY FLOOR FAN

- Powerful fan output with 3 speed settings
- Vertical tilt feature and a rotating grill
- Aluminum base
- Power: 0.087HP (65W)
- Max. Speed Rating: 1300 RPM
- Voltage: 120 V
- Power Cord Length: 6'



| Model No. | Diameter" | No. of Speeds |
|-----------|-----------|---------------|
| EB289 | 18 | 3 |

AIR CURTAINS WITH REMOTE CONTROL

- Maintains indoor air quality and saves energy by minimizing air loss through open doorways
- Prevents dust, odours, fumes, and insects, from entering indoors through powerful air flow
- Airflow directed by oscillating louvers
- Mount on the interior of doors, windows, or walls
- Features a 5' long power cord with grounded NEMA 5-15 plug
- Voltage: 120V • Decibels: 56
- Maximum Door Height: 10'
- Phase: 1 • Hertz: 60



| Model No. | W" | x | Dim. D" | x | H" | High | CFM Low |
|-----------|----|---|---------|---|-------|------|---------|
| EB290 | 36 | x | 8-1/2 | x | 8-5/8 | 815 | 670 |
| EB291 | 48 | x | 8-1/2 | x | 8-5/8 | 990 | 816 |

EB290

HEAVY-DUTY FIXED BELT DRIVE DRUM FAN

- 120 V/60 Hz, 2-speed motor
- Fully enclosed motor
- All-metal construction
- 12' power cord



| Model No. | Diameter" | HP | No. of Speeds | High | CFM Low |
|-----------|-----------|-----|---------------|--------|---------|
| EA662 | 42 | 3/4 | 2 | 17 900 | 7400 |



LIGHT INDUSTRIAL DIRECT-DRIVE SLIM DRUM FANS

- All-metal construction, painted black with aluminum blades
- 6' SJT power cord
- 5" casters and easy-moving handle
- Open motor type
- 360° vertical tilt angle
- Motor: 120 V/60 Hz



| Model No. | Diameter" | HP | No. of Speeds | High | CFM Medium | Low |
|-----------|-----------|------|---------------|------|------------|------|
| EA778 | 24 | 3/10 | 3 | 7770 | 6000 | 4200 |
| EB114 | 30 | 1/3 | 2 | 9500 | - | 6700 |

EA778



LIGHT INDUSTRIAL DIRECT DRIVE DRUM FANS

- 120 V/60 Hz, 2-speed motor
- All-metal construction, painted black
- 6' SJT power cord
- 6" casters and easy moving handle



| Model No. | Blade Size" | HP | Watts | High | CFM Low | Wt lbs. |
|-----------|-------------|-----|-------|-------|---------|---------|
| EA286 | 28 | 2/5 | 290 | 8050 | 6650 | 22 |
| EA288 | 36 | 3/5 | 405 | 11200 | 9100 | 30.5 |



OUTDOOR OSCILLATING WALL FANS

- 9' power cord with UL GFCI plug
- Enclosed/waterproof motor type
- All-metal construction
- Chrome grill stand and base painted black
- Motor: 120 V/60 Hz, waterproof
- Drive System: Direct Drive



| Model No. | Diameter" | HP | No. of Speeds | High | CFM Medium | Low |
|-----------|-----------|-----|---------------|------|------------|------|
| EB115 | 30 | 1/7 | 3 | 7200 | 5500 | 3800 |



RECHARGEABLE INDOOR/OUTDOOR FAN WITH USB PORT

- Includes a lithium-ion battery and charger cable
- Power indicator light equipped with 5 LED lights to indicate the battery gauge in every 20%
- This fan has a variable speed setting
- USB charging port on the control box can be used to recharge digital devices
- The fan can pivot forwards to a range of 30° and backwards to a range of 90°
- Fan can be used in both indoor and outdoor conditions
- Type: Floor • Diameter: 12"
- No. of Speeds: 3 • Colour: Yellow
- Voltage: 24 V • Power: 25 W
- CFM: 1600 • RPM: 1700
- Re-Charge time: 4-5 Hrs
- Duration time at low speed: 24 Hrs
- Duration time at high speed: 4 Hrs
- USB: 5 V, 1 A

Model No. EA828



24" ROLL-ABOUT FANS

- 120 V motor
- Cart mounted fan for increased air circulation and optimal mobility
- Can be tilted/ positioned to maximize ventilation
- Cart and frame configuration provide stable quiet operation



| Model No. | HP | No of Speeds | High | CFM Mid | Low |
|-----------|-----|--------------|-------|---------|------|
| EA476 | 1/5 | 3 | 10760 | 7770 | 7040 |



OSCILLATING TOWER FAN

- Wide-angle oscillation
- Stable base
- Type: Pedestal
- Diameter: 6"
- No. of Speeds: 3
- Colour: Black
- Voltage: 120 V
- Power: 40 W
- Frequency: 60 Hz
- Overall Height: 30"

Model No. EA827



MOBILE 3-IN-1 AIR CONDITIONER

- 3-in-1 System (A/C, Fan and dehumidifier)
- Control panel with LED display on unit and remote control included
- Equipped with casters
- 24 hour timer
- Manual and self-evaporative system
- 3 fan and cooling speeds
- Window kit included
- Dim.: 17-1/3" W x 12-4/5" D x 27-1/3" H
- BTU Rating: 12000
- Colour: White
- Voltage: 115 V
- Frequency: 60 Hz
- Coverage: 450 - 550 sq. ft. room

Model No. EA830



HIGH-VELOCITY OSCILLATING WALL FAN

- Adjustable tilting fan head
- Sliding switch at front of base
- Rotating or fixed air direction
- Type: Wall Mounted
- Size: 20"
- Voltage: 120 V



| Model No. | HP | No. of Speeds | High | CFM Med | Low |
|-----------|-----|---------------|------|---------|------|
| EA660 | 1/5 | 3 | 4800 | 4500 | 4000 |



OFFICE FANS

- Light-duty, best suited for office environments
- Adjustable tilt



| Model No | Description |
|----------|-----------------------------------|
| EA304 | 6" Clip-on/Desktop, 2-speed |
| EA305 | 12" Desk Oscillating, 3-speed |
| EA306 | 16" Desk Oscillating, 3-speed |
| EA526 | 16" Wall Oscillating, 3-speed |
| EA658 | 16" Pedestal Oscillating, 3-speed |
| EA551 | 18" Pedestal Oscillating, 3-speed |

EA526

EA304

EA551



Convertible desk clip feature

20" BOX FANS

- 3-speed control
- Five slim blades
- Fully assembled and ready to use
- This fan is designed to efficiently circulate airflow to reach desired comfort levels with a three speed-settings feature.
- Top-mounted controls
- Material: Plastic
- Weight: 9.92 lbs.

Model No. EA527



DEHUMIDIFIER

- Water bucket full indicator
- Omni-directional casters
- 24-hour timer
- 6L tank capacity
- Auto restart function and auto defrosting
- Energy-Star Certified
- Washable filter
- LED display
- Capacity: 50 Pt.
- Coverage: 4000 sq. ft.

Model No. EA831



HEATERS

OSCILLATING CERAMIC HEATER

- Built-in over heating protection, tip over switch and power indicator light
- Adjustable thermostat
- 2 heat settings (750 W and 1500 W) provide maximum comfort
- Includes fan only setting
- Equipped with an oscillation feature
- Power Cord Length: 6'



| Model No. | Dimensions | | | Volts | Amps | BTU/H |
|-----------|------------------|--|--|-------|-----------|-------|
| | W" x D" x H" | | | | | |
| EB020 | 7.4 x 7.4 x 18.5 | | | 120 | 6.25/12.5 | 5200 |

HEAVY-DUTY CEILING MOUNT HEATERS

- Rugged heavy-duty industrial heaters
- Ideal for use in storage rooms, workshops, garages, warehousing
- Built-in ceiling bracket for easy mounting
- Automatic fan delay
- 240 V



| Model No. | BTU/H | Watts | Motor |
|-----------|------------|-----------|----------|
| EA532 | 8530/17060 | 3000/5000 | Open |
| EA652 | 8530/25600 | 7500 | Enclosed |

EA532

CONTRACTOR HEATERS

- Permanently lubricated motor
- Built-in thermostat
- Safety high temperature limit
- Steel spiral fin brazed to metal sheath elements for maximum heat transfer
- 6' heavy-duty cord
- Built-in handle/cord storage
- 12.8" L x 13.39" W x 15.87" H



EA477



| Model No. | Volts | PH | Watts | BTU/H | Amps | Plug Type |
|-----------|-------|----|-------|-------|------|-----------|
| EA477 | 240 | 1 | 5600 | 19100 | 23.3 | #6-30P |
| EB100* | 240 | 1 | 4800 | 16380 | 20 | #6-30P |

*Enclosed motor

PORTABLE HEATERS

- Two heat settings (1500 W and 750 W) provide full comfort and efficient operation
- Adjustable thermostat
- Tip over safety switch and thermal safety fuse



| Model No. | Type | Watts | BTU/H |
|-----------|---------|----------|-----------|
| EB182 | Ceramic | 750/1500 | 2557/5115 |
| EB183 | Fan | 750/1500 | 2557/5115 |

HEAVY-DUTY TILTED CERAMIC HEATER

- Industrial finger proof steel intake/discharge grills
- Durable metal construction with enclosed motor
- One-speed fan only function
- Adjustable thermostat
- Built-in over heating protection
- Air flow direction adjustable from 10°-50°
- Energy-saving
- Convenient carrying handle
- Forced-air heater function
- Safety shutoff function
- Power Cord Length: 6'
- Max. Temperature: 100°F



| Model No. | Volts | Watts | Amps | BTU/H |
|-----------|-------|-------|------|-------|
| EB021 | 240 | 5600 | 23.3 | 19107 |

PORTABLE HEATER

- Two heat settings (1500 W and 750 W) provide full comfort and efficient operation
- Adjustable thermostat
- Tip over safety switch and thermal safety fuse



EB182



| Model No. | Type | BTU/H |
|-----------|---------|-----------|
| EB182 | Ceramic | 2557/5115 |
| EB183 | Fan | 2557/5115 |

OIL-FILLED HEATERS

- 7-fin, oil-filled heater
- Three heat settings provide full comfort and efficient operation
- Adjustable thermostat
- Built-in over heating protection



| Model No. | Volts | Watts | BTU/H | Amps |
|-----------|-------|-------|-------|------|
| EA612 | 120 | 1500 | 5120 | 12.5 |

PORTABLE SALAMANDER HEATER

- Manufactured for long lasting, this portable heater for warehouses, factories, garages, construction sites, pavilions and other open areas, raise temperature to the desired level gradually for worksite comfort
- Adjustable thermostat
- Adjustable tilt angle
- Mounted on 10" solid rubber wheels
- Over heat protection
- Easy to move to different areas of the site
- One heat setting, fan forced
- Fan Motor Type: Enclosed air over, Ball bearing



| Model No. | Volts | Amps | Watts | BTU/H |
|-----------|-------|------|-------|-------|
| EA786 | 240 | 42 | 10080 | 34121 |

PORTABLE OPEN COIL HEATERS

- Two heat settings provide full comfort and efficient operation
- Fully adjustable automatic thermostat
- Safety overload switch
- Power signal light
- Top-mounted handle and controls
- Grounded plug and controls
- 7.67" L x 8.38" W x 6.1" H



| Model No. | Volts | Watts | BTU/H | Amps |
|-----------|-------|-----------|-----------|----------|
| EA469 | 120 | 1000/1500 | 3410/5200 | 8.3/12.5 |

PORTABLE CERAMIC HEATERS

- Two heat settings provide full comfort and efficient operation
- Adjustable thermostat
- PTC heating element
- Tip over safety switch and thermal safety fuse



| Model No. | Volts | Watts | BTU/H | Amps |
|-----------|-------|----------|-----------|-----------|
| EA599 | 120 | 750/1500 | 2560/5200 | 6.25/12.5 |

PORTABLE FAN-FORCED/RADIANT UTILITY HEATERS

- Three heat settings provides full comfort and efficient operation
- 600 W radiant
- 900 W fan-forced
- 1500 W fan-forced and radiant
- Chrome-plated safety grill
- Automatic built-in thermostat
- Ceramic core element
- Tip-over safety switch and thermal limit
- 10.83" L x 12.6" W x 16.54" H



| Model No. | Volts | Watts | BTU/H | Amps |
|-----------|-------|--------------|----------------|--------------|
| EA466 | 120 | 600/900/1500 | 2048/3072/5120 | 5.0/7.5/12.5 |

PORTABLE CERAMIC HEATER

- Two heat settings provide full comfort and efficient operation
- Power Source: Electric
- Adjustable thermostat
- Big carry handle



| Model No. | Volts | Watts | BTU/H |
|-----------|-------|----------|-----------|
| EA650 | 120 | 900/1500 | 2560/5200 |

PORTABLE FAN-FORCED UTILITY HEATERS

- Two heat settings provide full comfort and economic operation
- Adjustable thermostat
- Fan-only setting
- Tip over safety switch
- Built-in carrying handle with front safety guards



| Model No. | Volts | Watts | BTU/H | Amps |
|-----------|-------|-----------|-----------|-----------|
| EA598 | 120 | 1300/1500 | 4435/5120 | 10.8/12.5 |

PORTABLE INFRARED HEATER

- Provides instant sun-like heat that directly warms objects
- Adjustable thermostat
- Cool touch flame-resistant plastic housing
- Overheat and tip over shut-off
- Type: Radiant Heat
- Overall Dim.: 13" W x 9.3" D x 23" H



| Model No. | Volts | Watts | BTU/H | Amps |
|-----------|-------|----------|-----------|------|
| EB184 | 120 | 750/1500 | 2560/5120 | 12.5 |

PORTABLE FAN-FORCED CONVECTION HEATERS

- Two heat settings provide full comfort and efficient operation
- Adjustable thermostat
- Wide-angle oscillation
- Tip over safety switch and thermal limit control
- Overheat protection



| No. Model | Volts | Watts | BTU/H | Amps |
|-----------|-------|----------|-----------|-----------|
| EA597 | 120 | 750/1500 | 2560/5200 | 6.25/12.5 |

PATIO HEATER

- High efficiency infrared heating
- IP65 rated for outdoor use
- Remote and pull-string control
- Two LED lights



| Model No. | Type | Watts | BTU/H |
|-----------|------|---------------|----------------|
| EB307 | Wall | 500/1000/1500 | 1705/3410/5115 |

CORKBOARDS & WHITEBOARDS

COMBINATION BOARD

- Dual-purpose cork/white board provides versatility in getting your message across
- Porcelain whiteboard for a smooth and clear writing surface
- Double-sided cork for added durability
- Ideal for office or warehouse environments
- Plastic-molded corners protect the boards and wall from damage
- Sturdy aluminum frame
- Dimensions: 36" W x 24" H

Model No. OP542

KLETON



PORCELAIN WHITEBOARD

- White magnetic writing surface provides a clean, colourful display
- Porcelain surface is smooth and resistant to staining
- Effortless erasing, wipes clean with cloth or felt brush
- Galvanized steel backing for added durability
- Plastic corners for board and wall protection
- Mounting hardware included
- Style: Magnetic

KLETON



| Model No. | Dimensions" | | |
|-----------|-------------|---|----|
| OP534 | 24 | x | 18 |
| OP536 | 48 | x | 36 |

BLACK MDF FRAME WHITEBOARD

- Sturdy black MDF (Medium Density Fiberboard) frame perfect for interior home, office or commercial space
- White magnetic writing surface provides a clean, colourful display
- Effortless erasing, wipes clean with cloth or felt brush
- Can be hung vertically or horizontally
- Style: Magnetic, Dry-Erase

KLETON

OR130



| Model No. | Dimensions" | | | Wt. lbs. |
|-----------|-------------|---|----|----------|
| OR130 | 24 | x | 18 | 4.6 |
| OR131 | 36 | x | 24 | 8.6 |
| OR132 | 48 | x | 36 | 16.5 |

GLASS DRY-ERASE BOARD

- Glass dry-erase board provides a smooth writing surface
- Magnetic backing allows for hanging of documents
- Glass board will not stain, ghost, scratch or dent
- Frameless design
- Can be hung vertically or horizontally
- Made of tempered glass
- Style: Magnetic
- Colour: White
- Includes: (1) Marker tray, (1) Dry-erase marker, (2) Magnets, (1) Set of mounting hardware and instructions

OQ909

KLETON




| Model No. | Dimensions" | | |
|-----------|-------------|---|----|
| OQ909 | 24 | x | 36 |
| OQ910 | 36 | x | 48 |
| OQ911 | 48 | x | 71 |
| OQ912 | 48 | x | 95 |

CORKBOARDS

- Ideal for office or warehouse environments
- Sturdy aluminum frame
- Plastic-molded corners protect the boards and wall from damage
- Double-sided cork for added durability

KLETON

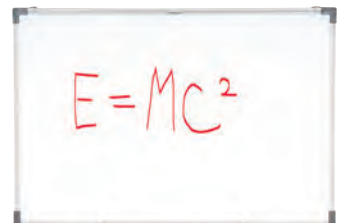


| Model No. | Dimensions" | Wt. lbs. |
|-----------|-------------|----------|
| ON593 | 18 x 24 | 3.5 |
| ON594 | 24 x 36 | 6 |
| ON595 | 36 x 48 | 10.5 |
| ON596 | 48 x 72 | 18 |
| ON597 | 48 x 96 | 30 |

WHITE BOARDS

- White writing surface provides clean, colourful display
- Effortless erasing, wipes clean with cloth or felt brush
- Aluminum frame
- Plastic corners for board and wall protection

KLETON



NON-MAGNETIC ON531

MAGNETIC

| Model No. | Dimensions" | Wt. lbs. |
|-----------|-------------|----------|
| ON535 | 24 x 36 | 6 |
| ON536 | 36 x 48 | 10.5 |
| ON537 | 48 x 72 | 18 |

| Model No. | Dimensions" | Wt. lbs. |
|-----------|-------------|----------|
| ON530 | 18 x 24 | 3.25 |
| ON531 | 24 x 36 | 6 |
| ON532 | 36 x 48 | 10.5 |
| ON533 | 48 x 72 | 18 |
| ON534 | 48 x 96 | 30 |

CORKBOARD ACCESSORIES

PUSH PINS

Plastic head, assorted colours. 100 per pkg.

Model No. OJ472



WHITEBOARD ERASER

- Specially designed for marker boards
- Washable and durable
- Collects unwanted marker dust for extra cleanliness
- Dimensions: 11 cm X 5.5 cm X 2.4 cm

Model No. OR215

KLETON



DURA-INK® DRY ERASE INK MARKERS

- Ideal for white board marking in offices and factories
- Mark can be removed quickly and easily with dry rag, towel, or eraser

MARKAL



| Model No. | Colour |
|-----------|--------|
| PE773 | Red |
| PE774 | Black |
| PE775 | Blue |
| PE776 | Green |

DOUBLE-SIDED FOLDING CHAIR CADDY

- Easy to maneuver with 4", non-marking, blue, rubber swivel casters
- All-welded steel construction arrives ready to use
- Holds up to 72 Kleton polyethylene folding chairs or up to 84 Kleton steel folding chairs
- Overall Length: 64-1/2"
- Overall Width: 35-1/2"
- Overall Height: 73"
- Colour: Black
- Weight: 98 lbs.

Model No. Q0768

KLETON

Chairs not included



POLYPROPYLENE FOLDING CHAIRS

- Durable contoured back and seat for all day comfort
- Steel framing and folding legs for extra strength
- Easy to clean
- Dimensions: 16 1/2" D X 18 3/4" W X 35" H
- Capacity : 350 lbs.

KLETON

| Model No | Colour |
|----------|--------|
| ON602 | White |
| OP448 | Black |
| OP449 | Blue |



STEEL FOLDING CHAIR

- Folding frame saves space
- Easy to transport
- Easy to clean
- Overall dimensions: 18-1/2" W x 15-3/4" D x 30-1/2" H
- Weight Capacity: 300 lbs.
- 16 gauge steel
- Double riveted cross braces

KLETON

| Model No. | Colour | Material | Description |
|-----------|--------|----------|--------------------------------------|
| OP960 | Black | Steel | - |
| OP961 | Beige | Steel | - |
| OP962 | Black | Steel | Vinyl Padded Chair for Extra Comfort |
| OP963 | Beige | Steel | Vinyl Padded Chair for Extra Comfort |



STACKING CHAIRS

- Standard black with grey vein powder coated frame
- 18 gauge 22" x 22" steel frame
- Additional support bar under the seat
- Stacks 10 high
- Seat: 15" W x 15.5" D
- Backrest: 17" W x 20" H
- Overall dimensions: 17.25" W x 18" D x 37" H

HORIZON SEATING

| Model No. | Description | Weight Capacity lbs. |
|-----------|---------------|----------------------|
| OP260 | Black, Vinyl | 300 |
| OP261 | Black, Fabric | 250 |

OP260



STAG4 ERGONOMIC SEATING

- Ergonomic seat allows user to work in a kneeling position with comfort
- Reduced pressure sensations felt in the knees, ankles and lumbar region
- 1-lever mechanism for seat height adjustment and 20° adjustable slope for kneeling position
- Padding: Dual-density cushions, closed-cell foam
- Upholstery for standard unit: Easy to maintain black/grey moburg and naugahyde, antibacterial, antistatic material
- For welding unit: Flame retardant natural cow suede
- Standard pneumatic lift: 17.5" to 22.5"
- Dimensions:
 - Knees: 8.5" W x 15.5" D
 - Seat: 12.5" W x 12" D
 - Steel base: 21" x 27"
- Five 3" caster wheel adaptable to all surfaces
- Includes small tool tray



Synetik
ErgoDesign

| Model No | Description |
|----------|----------------------------------|
| OG347 | Ergonomic Bench |
| OG348 | Ergonomic Bench w/Welding Fabric |

POLYETHYLENE FOLDING TABLES

- Blow molded polyethylene top
- Lightweight with folding legs for easy storage
- 29" fixed table height with locking steel legs
- Easy to clean
- Folding legs automatically lock by use of gravity activated mechanism when opened



ON598



OQ320



KLETON

| Model No. | Description | L" x W" x H" | Capacity lbs. | Wt lbs. |
|-----------|--------------------------|--------------|---------------|---------|
| OQ714 | Square | 34 x 34 x 29 | 250 | 20 |
| ON598 | Rectangular | 48 x 24 x 29 | 500 | 22 |
| ON599 | Rectangular | 72 x 30 x 29 | 500 | 35 |
| ON600 | Rectangular | 96 x 30 x 29 | 500 | 50 |
| OQ320 | Round | 48 x 48 x 29 | 395 | 15 |
| OQ321 | Round | 60 x 60 x 29 | 395 | 20 |
| ON601 | Rectangular Fold-in-Half | 72 x 30 x 29 | 350 | 36 |
| ON699 | Bench Fold-in-Half | 72 x 12 x 17 | 1000 | 20 |



ON699

INDUSTRIAL & OFFICE SEATING

DELUXE SWIVEL STOOLS

- 360° swivel motion is ideal for workers who have repetitive side to side movement
- Seat easily adjusts to your selected height, just raise or lower the steel rod and lock securely in place
- 2" foam over a 1/2" plywood base and 1/2" foamed backrest
- All-welded frame constructed of 1" diameter 16-gauge steel
- 3/4" circular tube footrest
- Four leg cluster design has a 22" spread giving them optimum stability
- Black vinyl upholstery with a royal grey frame
- Optional casters available

OJ905 has an ergonomic self-skinned molded polyurethane foam seat and back, features lumber support, waterfall seat and 4-leg frame for superior comfort and durability.



MUR-VAN MANUFACTURING

| Model No. | Adjustable Height" | Seat Dimensions" | Wt. lbs. |
|--------------|--------------------|------------------|----------|
| OJ905 | 25 - 31 | 19 x 17 | 33 |
| FC670 | 25 - 31 | 19 x 17 | 33 |
| FC675 | Set of 4 Casters | - | 2 |

STATIONARY & ADJUSTABLE HEIGHT STOOLS

Stationary



Adjustable



- Ruggedly built for long lasting service in a warehouse factory or office
- All-welded frame is a 7/8" diameter steel tube
- Legs are braced with a 3/4" 18-gauge circular footrest for increased strength and stability
- 14" diameter embossed steel seat has a 1/8" tempered hardboard inlay
- **FC656** has a 14 1/2" x 15" sq. seat and is reinforced by steel bars
- All stools have four chrome floor glides that will not damage floors
- On the adjustable models the telescopic legs have screw locks that adjust on 1" increments
- Contoured back rest constructed of 19-gauge steel
- Royal grey

MUR-VAN MANUFACTURING

| Model No. | Height" | Seat Dimensions" | Wt. lbs. |
|--------------------------|---------|------------------|----------|
| STATIONARY HEIGHT | | | |
| A. FC649 | 24 | 14 | 20 |
| B. FC647 | 24 | 14 | 12 |
| B. FC648 | 30 | 14 | 14 |

| Model No. | Height" | Seat Dimensions" | Wt. lbs. |
|--------------------------|---------|------------------|----------|
| ADJUSTABLE HEIGHT | | | |
| C. FC653 | 25 - 33 | 14 | 12 |
| D. FC655 | 25 - 33 | 14 | 20 |
| E. FC656 | 18 - 26 | 14 1/2 x 15 | 18 |

SPECIALTY STOOLS

- Designed specifically for laboratories and medical offices
- 14" diameter, 3" high, vinyl-covered seat
- Pneumatic mechanism to adjust the height
- Footring is standard on stools with a 20" - 33" adjustable height, optional on the other stools
- Optional casters or glides available



MUR-VAN MANUFACTURING

| Model No. | Adjustable Height" | Wt. lbs. |
|---------------------|--------------------|----------|
| WITH CASTERS | | |
| OC785 | 16 - 22 | 14 |
| OC786 | 20 - 28 | 18 |
| OC787 | 23 - 33 | 20 |
| WITH GLIDES | | |
| OC788 | 16 - 22 | 14 |
| OC789 | 20 - 28 | 18 |
| OC790 | 23 - 33 | 20 |

Optional footring **OC819** for heights 16"-22" and 21"-28" only

SWIVEL STOOLS

- Seats made of 19-gauge embossed steel with 1/8" tempered hardboard inlay
- 1" diameter, 16-gauge steel frame all-welded tubing
- Circular 18-gauge footrest guarantees comfort and stability
- Heavy-duty rubber cushioned steel glides protect floors
- 1" x 14 1/2" long steel adjustment stem for easy height selection on all units
- 9 1/2" x 15 3/4" backrest is 4-way adjustable
- Optional casters available: **FC675**



MUR-VAN MANUFACTURING

| Model No. | Adjustable Height" | Seat Dimensions" | Wt. lbs. |
|--------------|--------------------|------------------|----------|
| FC658 | 22 - 28 | 14 | 19 |
| FC661 | 22 - 28 | 14 | 28 |
| FC665 | 17 - 23 | 14 1/2 x 15 | 27 |
| FC675 | Set of 4 Casters | - | 2 |

SIT/STAND STOOLS

- Sit/stand stools dramatically reduce fatigue for workers unable to sit down on the job
- Can be positioned for up close work
- Features a sturdy, tip proof 5-leg base with a padded comfortable "Bicycle style" seat
- Pneumatic height adjustment from 23 1/2" to 33 1/2"

Model No. FC685 Pneumatic Adjustment



MUR-VAN MANUFACTURING

INDUSTRIAL & OFFICE SEATING

INDUSTRIAL SEATING

- Features a full 8" of pneumatic lift while seated
- Exclusive extension tube provides an adjustable height range of 17" to 35"
- Seats and backs are microcellular self skinning polyurethane foam which inhibits punctures, tears and moisture absorption
- Large 26" diameter 5-leg steel base with 2 1/2" diameter glides ensure stability and safety even at the highest levels
- Large wide angle footrests make it easy to step up into seat



FC680

Features 22° back angle and 10° seat tilt adjustment w/double paddle handles.



FC681

Features 3" back rest height and 3" back rest depth adjustment. Assembly required.

SAFCO®

| Model No. | Seat | Dimensions" | Backrest | No. of Footrests |
|--------------|-------------------|--------------|----------|------------------|
| FC680 | 18-1/2" x 17" | 15-3/4" x 9" | | 3 |
| FC681 | 16-1/4" x 16-1/4" | 14-1/2" x 9" | | 1 |

PNEUMATIC SWIVEL STOOLS

- 5" gas lift
- Height adjusts from 15" to 20 1/2"
- Black select vinyl
- Weight: 10 lbs

Model No. OD846

- 10" gas lift
- Height adjusts from 22" to 32"
- Options SKR18 footring
- Weight: 12 lbs

Model No. OD847



OD847

STEEL BASE SWIVEL STOOLS

- 5" pneumatic lift of 25" to 30", for easy height adjustment
- Five legs and an all-welded steel base, gives optimum stability
- 16-gauge, 1" diameter steel legs
- Full 360° rotation
- Powder-coated black Santex
- Optional casters are available



OJ973

| Model No. | Upholstery Seat | Seat Dimensions" | Wt lbs. |
|--------------|---|------------------|---------|
| OJ973 | Vinyl & Foam-Padded Seat & Back | 19 x 17 | 33 |
| OJ976 | Optional Set of 5 Tire Casters (Includes Leg Insert Socket) | | |

HEAVY-DUTY ERGONOMIC STOOL

- Polyurethane seating offers puncture and stain resistance
- Pneumatic height adjustment
- Rubber cushioned metal glides helps to protect floors
- Sturdy 5-leg base
- Colour: Black
- Weight Capacity: 250 lbs.
- Overall Height: 39" - 48"
- Overall Width: 18-1/4"
- Overall Depth: 17-1/4"
- Adjustable Seat Height: 23" - 33"

Model No. OR066



SHOPTECH ERGONOMIC INDUSTRIAL STOOLS

- Industrial seating that brings ergonomic comfort and productivity to the shop floor, the laboratory or the shipping office
- Durable, easy to clean, molded polyurethane seating is the perfect solution for clean rooms or wipe down applications
- **OE088** has an overall height of 16 to 21 1/2" with a 19" W x 14" D seat
- **OE089** sit/stand stool has an overall height of 19 to 26 3/4", seat is 19" W x 14" D with a 6" W x 5" H back



| Model No. | Description | Wt. lbs. |
|--------------|-------------|----------|
| OE088 | Stool | 20 |
| OE089 | Sit/Stand | 19 |



OE089



OE088

ERGONOMIC INDUSTRIAL SHOP SEATING

- Industrial chairs featuring comfortable and supportive seating that is easy to clean
- Seats made of a soft molded polyurethane material, backs formed to support the body for greater comfort and less fatigue
- Adjustable back rest
- Nylon base with dual wheel hard floor casters
- Optional chrome foot ring
- Glides recommended with foot ring
- Model **OC816** and **OC821** task chairs have adjustable backrest height, depth and angle
- Optional stool kit model **OC822**



OC815

NH453



| Model No. | Description | Adjustable Height" | Overall Dimensions W" x D" x H" | Wt. lbs. |
|------------------|------------------------------|--------------------|---------------------------------|----------|
| W/CASTERS | | | | |
| OC815 | Operator's Chair | 27 to 32-1/2 | 21" x 20-1/2" x 32-1/2" | 25 |
| OC816 | Task Chair | 27 to 32-1/2 | 21" x 20-1/2" x 32-1/2" | 26.5 |
| NH450 | Operator's Chair w/Stool Kit | 34 to 44 | 21" x 20-1/2" x 44" | 30 |
| NH451 | Task Chair w/Stool Kit | 34 to 44 | 21" x 20-1/2" x 44" | 31.5 |
| W/GLIDES | | | | |
| OC820 | Operator's Chair | 27 to 32-1/2 | 21" x 20-1/2" x 32-1/2" | 25 |
| OC821 | Task Chair | 27 to 32-1/2 | 21" x 20-1/2" x 32-1/2" | 26.5 |
| NH452 | Operator's Chair w/Stool Kit | 34 to 44 | 21" x 20-1/2" x 44" | 30 |
| NH453 | Task Chair w/Stool Kit | 34 to 44 | 21" x 20-1/2" x 44" | 31.5 |

DRAFTING STOOLS

- Designed with a contoured seat and back
- 3-way back adjustment provides user comfort
- Seat and back are made with a solid 3/4" plywood frame
- Standard 100% polypropylene black fabric upholstery
- One piece durable plastic base with chrome footrest
- Two pneumatic gas levers simplify height adjustment from 23" to 33" and ergonomic tilt
- With carpet casters

Model No. OA286



B217

INDUSTRIAL & OFFICE SEATING

IBEX MULTI-TILTER ARM CHAIRS

- Ergonomic features include adjustable arm height, seat angle and seat height
- Comfortable air-flow mesh back
- Seat height: 17.5" to 21.5"
- Caster type: Dual wheel carpet casters
- Weight capacity: 300 lbs.
- Overall dimensions: 26" W x 27" D x 39.5" H



| Model No. | Description |
|-----------|------------------|
| OP299 | Black, Fabric |
| OP300 | Charcoal, Fabric |
| OP301 | Black, Vinyl |
| OP302 | Charcoal, Vinyl |



OP302

OBUSFORME® CHAIR

- Ergonomic "S" shape backrest offers continuous support and helps reduce back strain
- multi-tilter mechanism
- Tension, tilt movement, seat height, back height, seat depth, seat angle, back angle height, arms height and width are all adjustable
- Includes carpet casters
- Base Diameter: 26-1/2"
- Adjustable Seat Height: 16-1/2" to 20-1/2"
- Seat Width: 21"
- Adjustable Seat Depth: 17-1/2" to 20"
- Weight Capacity: 300 lbs.
- Colour: Black



OP929

ACTIV™ A-47 SYNCHRO OFFICE CHAIR

- Adjustable Height: 18" to 22.75"
- Seat Width: 19.5"
- Seat Depth: 19.5"
- Backrest Height: 24"
- Backrest Width: 18.25"
- Overall Dimensions: 25" W x 26-1/2" D x 45" H
- Weight Capacity: 250 lbs.
- Pneumatic seat height is easily adjustable
- Offers lumbar support
- Tilt-tension adjustment
- Height adjustable armrests
- Contoured foam seat cushion
- Material: Fabric
- Colour: Black



OQ961

| Model No. | Description |
|-----------|--------------------------|
| OP795 | Office Chair |
| OQ961 | Office Chair w/Stool Kit |

ACTIV™ A-128 OFFICE CHAIR

- Adjustable Height: 18" to 21"
- Seat Width: 20.5"
- Seat Depth: 20"
- Backrest Height: 26.5"
- Backrest Width: 20"
- Overall Dimensions: 25-3/4" W x 25" D x 44-3/4" H
- Weight Capacity: 250 lbs.
- Ergonomic built-in lumbar support allows increased relaxation of the back
- Pneumatic seat height is easily adjustable
- Tilt-tension adjustment
- Fixed style loop armrests
- Standard carpet casters are included
- Material: Polyurethane
- Colour: Black



Model No. OP796



ACTIV™ SERIES A-601 OFFICE CHAIR

- Easily adjustable seat height and tilt-tension control
- Includes fixed padded loop armrests and carpet casters
- High back
- Leather-like fabric
- Colour: Black
- Adjustable Seat Height: 18" to 21"
- Back height: 25.5"
- Seat Depth: 18.25"
- Seat Width: 19"
- Overall Dimensions: 24-1/2" W x 24" D x 46-1/2" H
- Weight Capacity: 250 lbs.

Model No. OP806



OVERTIME HIGH BACK CHAIR

- Ideal for 24 hour application and intensive use
- Tension, tilt lock, seat height, back height, back angle, seat angle, arms height and width are all adjustable
- Memory foam top
- Dual wheel carpet casters included
- Pneumatic seat height adjustment
- Colour: Black
- Weight Capacity: 300 lbs.
- Overall Dimensions: 24-1/2" W x 26" D x 42" H
- Upholstery: Luxhide bonded leather
- Adjustable Seat Height: 17" to 21"



| Model No. | Material |
|-----------|----------|
| OP924 | Leather |
| OP925 | Fabric |



OP924

ACTIV® A-618 LEATHER MANAGER'S CHAIRS

- Thick padded and contoured seat and back for superior comfort
- Seat: 21 3/4" W x 21" D
- Backrest: 24" H x 21 1/2" W
- Overall dimensions: 25 1/4" W x 21 1/2" D x 46" H
- Back features built-in lumbar support which allows increased relaxation of the back
- Contoured armrests for increased support
- Pneumatic seat height adjustment from 43" to 46"
- A tilt mechanism with lockout
- Tension adjustment
- Contoured backrest shaped to fit the contours of the body
- Soft-touch leather like fabric

Model No. OK390



WIRE MESH OFFICE MAIL CARTS

- Ideal for carrying hanging folders, packages and office supplies
- Comes with three wire dividers and two removable baskets
- Shipped knocked down
- Capacity: 250 lbs.
- Colour: Chrome
- Overall Depth: 23"
- Overall Length: 42"
- Overall Height: 38"
- Cart Material: Chrome Plated
- No. of Shelves: 2
- No. of Baskets: 2

Model No. M0843

KLETON



ECONO/STOR® BOXES

- The perfect choice for economical storage of semi-active or dead records
- Recycled material
- **OA081** can be adapted to hold up to one cubic foot of legal or letter size



OA081



OA082

| Model No. | Record Size | W" | x | D" | x | H" | Stackable Up To |
|-----------|-----------------|----|---|----|---|----|-----------------|
| OA082 | Letter | 12 | x | 24 | x | 10 | 650 lbs. |
| OA079 | Legal | 15 | x | 24 | x | 10 | 700 lbs. |
| OA081 | Letter or Legal | 12 | x | 15 | x | 10 | 350 lbs. |

CASH BOXES WITH LATCH LOCK

- Cash boxes provide a secure place to store money, receipts, cheques and other valuables
- Made of solid steel (0.8mm thickness)
- Removable tray with 1 bill and 6 coin compartments
- Additional storage under cash tray
- Security lock with 2 keys
- Convenient key latch keeps box lid secure when unlocked; helps avoid accidental spilling of contents
- Carrying handle for portability
- Colour: Grey
- 11" W x 7.75" D x 3.9" H

Model No. Q0770

RS Royal Sovereign



TIERED-TRAY DELUXE CASH BOXES

- Cash boxes provide a secure place to store money, receipts, cheques and other valuables
- Made of solid steel (0.8mm thickness)
- 5-compartment tiered coin tray for fast and easy handling of change
- Separate storage compartment underneath for easy access to coin rolls and supplies
- Convenient 4-bill compartment with spring loaded bill weights
- Security lock with 2 keys
- Carrying handle for portability
- Colour: Grey
- 11.8" W x 10" D x 4" H

Model No. Q0771

RS Royal Sovereign



ALUMINUM KEY CABINET

- Hook style key tags coordinate with identification labels inside
- Pre-drilled holes for mounting
- Included: 2 Keys and Key tags
- Colour: Silver

FL810



RS Royal Sovereign

| Model No. | Mfg. No. | Height | Width | Depth | Key Tags |
|-----------|----------|---------|---------|--------|----------|
| FL810 | KMCS-24 | 12-2/5" | 8-3/5" | 2-1/5" | 24 |
| FL811 | KMCS-48 | 18-3/5" | 10-3/5" | 2-1/5" | 48 |
| FL812 | KMCS-72 | 18-3/5" | 15-3/4" | 2-1/5" | 72 |

DATA ORGANIZERS

- Horizontal literature rack
- All racks easily bolt together with fasteners provided
- Steel modular, horizontal racks that can be grouped for floor or table mounted storage
- Capacity for literature or directories up to three inches thick
- Tan enamel finish
- Includes: Mounting clips



OA168

OA157

DURHAM MFG
Est. 1922

| Specifications | Model OA157 | Model OA168 |
|------------------|-------------|-------------|
| Height " | 10 3/4 | 14 1/4 |
| Width " | 33 3/4 | 33 3/4 |
| Depth " | 11 5/8 | 11 5/8 |
| Opening Width " | 11 | 11 |
| Opening Depth " | 11 1/2 | 11 1/2 |
| Opening Height " | 3 | 3 |
| No. of Openings | 9 | 12 |
| Paper Width " | 8 1/2 | 8 1/2 |

GX5 PERSONAL SHREDDERS

- Crossed cut 0.16" x 1.18"
- Shreds 8.5 feet per minute
- Auto start/stop and reverse
- 70 dB
- 13.80" W x 14.70" D x 15.38" H
- Not intended for CDs



Swingline

| Model No. | Cut Style | Shredding Capacity | Capacity |
|-----------|-----------|--------------------|----------|
| OM981 | Cross | 5 sheets | 3.7 gal. |

CLOCKS

TIME CLOCKS

- Large, easy-to-read analog clock face
- LED display of year, month and date
- Automatic or manual printing
- Print window with light
- Automatically adjusts for Daylight Savings Time, short months, leap year and power outages
- Selectable for 4-digit imprint
- Built-in battery backup

SPECIFICATIONS:

| | |
|-----------------------------|--|
| Power Supply: | 110/120 AC $\pm 10\%$ (50/60 Hz) |
| Power Consumption: | Normal 3 W, Max. 12 W |
| Ambient Temperature: | 14°F - 113°F (-10°C - 45°C) |
| Humidity: | 10% - 90% (no condensation) |
| Dimensions: | 6 3/4" W x 6 1/4" D x 8" H 150 x 172 x 165 (mm) |
| Weight: | 6 lbs. (2.7 kg) |

| Model No. | Description |
|-----------|-------------|
| HN140 | English |

TIME CLOCK ACCESSORIES

- Card rack is adjusted for standard 8 1/4" long cards
- Fits 25 standard time cards
- Rack is adjustable to accommodate cards of different widths

| Model No. | Description |
|-----------|---|
| HA004 | Card Rack |
| HA001 | 1000 Time Cards, English |
| HN141 | Replacement Ribbon for HN140 & HN164 Time Clock |



HA004



WALL CLOCKS

BATTERY OPERATED

- 12" diameter round office wall clock
- 12/24 hour
- Glass face
- Metallic grey frame

Model No. HT072



HT072

WALL CLOCK

- Battery operated
- 12-3/4" diameter round office wall clock
- Wall mount
- Plastic face
- Black/chrome frame

Model No. OP237



OP237

BATTERY OPERATED

- 14" diameter quartz clock
- Silent quartz movement with second hand
- Use 1 AA battery
- Glass face
- Chrome frame

Model No. HT071



HT071

JUMBO ATOMIC CLOCK

- Does not emit a ticking sound
- Light sensor is triggered when placed in low light
- Dimensions: 11.75" W x 2" D x 11.75" H
- Power Supply: Battery Operated
- Mount Type: Wall
- Clock Type: Analog
- Case Material: Plastic
- Batteries Included: 1 x AA and 2 x C
- Depth: 2"

OP603



MARATHON

| Model No. | Mfg. No. | Case Colour | Dial Colour |
|-----------|---------------|-------------|-------------|
| OP603 | CL030057BK-BK | Black | Black |
| OP604 | CL030057WH-WH | White | White |
| OP605 | CL030057BK-WH | Black | White |

ATOMIC TIME CLOCKS

- Type of Punch Clock: Digital
- Prints in multiple languages including English and French
- Cartridge ribbon for easy change
- Ribbon Colour: Black
- Illuminated print window and guide improves efficiency on time card stamping
- Locking enclosure prevents tampering with settings and reduces time card fraud
- Ability to synchronize to the atomic clock
- Voltage: 100 - 240 V
- Ambient Temperature: -10°C to 45°C
- Humidity: 10% to 90% (no condensation)
- Unit Dimensions: 5.5" W x 6.9" D x 6.1" H

Model No. OP446



JUMBO ATOMIC WALL CLOCK

- Self-adjusting and self-setting atomic clock
- 7 Languages: English, Russian, Dutch, French, German, Italian, and Spanish
- Display: 12 or 24 hour time format, day, date, indoor temperature, and humidity
- Displays 5" tall clock digit
- Dimensions: 17" W x 1" D x 11" H
- Case Material: Plastic
- Mount Type: Surface/Wall
- Batteries Included: 4 x AA



| Model No. | Colour |
|-----------|--------|
| OP590 | Black |
| OP591 | Silver |

MARATHON

ATOMIC WALL CLOCK

- Self-adjusting and self-setting atomic clock
- 8 Time Zones: PST, MST, CST, EST, AST, NST, HST, and AKST
- Display: 12 or 24 hour time format with indoor temperature display in Celsius or Fahrenheit
- Easy to read 4"H display
- Option to turn on or off Daylight Savings Time
- Dimensions: 9" W x 1.5" D x 5.7" H
- Case Material: Plastic
- Batteries Included: 2 x AA



| Model No. | Colour |
|-----------|--------|
| OP582 | Silver |
| OP583 | Brown |

MARATHON

JUMBO DIGITAL WALL CLOCK

- Large 17" display
- Visibility from 30' away
- Displays (indoor) temperature in Celsius or Fahrenheit
- Calendar displays month, date and day of the week
- 12 or 24-hour settings
- This wall clock has an atomic self-adjusting feature that picks up time calibration signals automatically
- Clean, brushed-aluminum-look plastic frame
- Mount on your wall or use the built-in stand to place on a flat surface
- Includes three C batteries
- 16.5" (42 cm) W x 1.7" (4.4 cm) D x 11" (27 cm) H"
- Main display features 4.7" (12 cm) digits for easy viewing
- Sub display and seconds measure 2.1" (5.23 cm)

Model No. XD075



MARATHON



WATER COOLERS

Oasis® water coolers are manufactured with a heavy gauge steel frame which provides durable and quiet operation. They feature a 5-year limited warranty on the sealed refrigeration system and most component parts. All waterways are constructed of lead-free materials and HFC 134A is used as a refrigerant. No CFCs are used. All units are standard tan sandstone finish. Drinking water temperature is 50°F/10°C. Certified for sale in Canada by an accredited certification body.

WALL-MOUNTED COOLERS

Units come in standard or compact models. All units are shipped with complete instructions and wall mounting bracket. Units should be installed with the nozzle 36" from the floor.

| Model No. | Mfg. No. | Description | GPH Capacity | W" | x | Dimensions D" | x | H" | Wt. lbs. |
|-----------|----------|-------------|--------------|----|---|---------------|---|----|----------|
| OJ952 | PLF4CM | Compact | 4 | 17 | x | 13 3/16 | x | 16 | 51 |
| OA061 | P8M | Standard | 8 | 17 | x | 29 7/8 | x | 14 | 73 |
| OA536 | P14M | Standard | 14 | 17 | x | 29 7/8 | x | 14 | 76 |



OA061



OA063

COMPACT FREE-STANDING COOLERS

Attractive economical line suitable for applications in offices, shops or factories where space saving is critical.

| Model No. | Mfg. No. | Description | GPH Capacity | W" | x | Dimensions D" | x | H" | Wt. lbs. |
|-----------|----------|-------------|--------------|----|---|---------------|---|--------|----------|
| OA063 | P3CP | Compact | 3 | 12 | x | 12 | x | 43 3/4 | 66 |
| OA064 | P5CP | Compact | 5 | 12 | x | 12 | x | 43 3/4 | 69 |
| OA548 | P10CP | Compact | 10 | 12 | x | 12 | x | 43 3/4 | 73 |



OC709

AGAINST-A-WALL OR FREE-STANDING COOLERS

All plumbing connections are completely sealed within the cabinet, permitting flush-to-wall installation.

| Model No. | Mfg. No. | Description | GPH Capacity | W" | x | Dimensions D" | x | H" | Wt. lbs. |
|-----------|----------|-------------|--------------|----|---|---------------|---|--------|----------|
| OC709 | P8FA | Standard | 8 | 17 | x | 14 | x | 43 3/4 | 94 |
| OA550 | P14FA | Standard | 14 | 17 | x | 14 | x | 43 3/4 | 96 |

VERSAFILLER™ WATER FOUNTAIN & BOTTLE FILLERS

Enjoy the best of both water options; refreshing fountain water and a bottle filler unit for refillable bottles. The VersaFiller™ accomplishes both tasks with ease and simplicity, and puts your location at the top of the refillable bottle trend while making a bold statement about your concern for the environment.

The VersaFiller™ is also designed for the future. The alcove and activation button contain Freshield™, which utilizes a silver-based antimicrobial compound. This is ideal for work-place settings, schools, university locations, and any public building.

The VersaFiller™ unit is available in two configurations. The **ON557** (PWSBF) model can be retrofitted to existing **OA059** (P8AC) coolers as well as Elkay's EZ8 models (some installation is required to connect this unit to existing P8AC models) providing an instant upgrade to those products already in the field.

The **ON557** (PWSBF) is also designed for simplicity of installation, requiring only water tubing connection to the host (P8), with no required electrical connections or separate drains.

The VersaFiller™ can be purchased as a complete top and bottom combination as well, **ON555** or **ON556**.

STANDARD FEATURES:

- Waterways are lead-free in materials and construction
- Heavy-duty galvanized steel frame bolts directly to the wall
- Freshield™ antimicrobial compound
- Gauges: Panels: 22, frame: 16
- ADA compliant for adult or child when properly installed
- Certified to NSF/ANSI Standard 61, Annex G (AB1953)
- 5-year limited warranty



ON556



ON557



| Model No. | Mfg. No. | Description | Capacity GPH | W" | x | Dimensions D" | x | H" | Weight lbs. |
|-----------|----------|---|--------------|----|---|---------------|---|----|-------------|
| ON555 | PG8SBF | VersaFiller™ Combo Complete w/OA059, Sandstone Finish | 8 | 24 | x | 36 | x | 24 | 74 |
| ON556 | PG8SBF | VersaFiller™ Combo Complete w/OA059, Stainless Finish | 8 | 24 | x | 36 | x | 24 | 74 |
| ON557 | N/A | VersaFiller™ Retrofit Kit for OA059 | N/A | 6 | x | 18 | x | 12 | 10 |

DRINKING WATER FILTER FOR OASIS® COOLERS

- Removes dirt, cloudiness, particles, unpleasant odours and taste
- Reduces chlorine by 97%, lead between 95.9% and 99% and cryptosporidium and giardia cysts by 99.99%
- Works with all the Oasis® water coolers listed on this page
- Fast and easy-to-change refill cartridges with automatic shut-off valve inside the filter
- Designed to last 1500 gallons or approximately six months
- Includes: Brackets, complete filter and colour-coded waterline connections

Model No. OG445 Filter

Mfg. No. 033926-002

Model No. OG446 Refill cartridge

Mfg. No. 033879-001




MATTING

FINE-RIBBED RUNNER MATS

- Fine ribbed rubber runner mats
- Durable rubber mat resists harsh weather conditions
- Easy to clean
- Adds traction to any entrance
- Thickness: 1/8"
- Colour: Black



| Model No. | Dimensions | | |
|-----------|------------|---|---------|
| | W' | x | L' |
| SDL875 | 2 | x | 75 |
| SDL876 | 3 | x | 75 |
| SDL877 | 4 | x | 75 |
| SDL878 | 2 | x | lin.ft. |
| SDL879 | 3 | x | lin.ft. |
| SDL880 | 4 | x | lin.ft. |
| SGU756 | 4 | x | 12'6" |
| SGU757 | 4 | x | 25 |
| SGU758 | 4 | x | 50 |
| SGU759 | 3 | x | 12'6" |
| SGU760 | 3 | x | 25 |
| SGU761 | 3 | x | 50 |
| SGU762 | 2 | x | 12'6" |
| SGU763 | 2 | x | 25 |
| SGU764 | 2 | x | 50 |



SCRAPER MATS

- Scrape shoes and boots clean to avoid tracking dirt, slush, and snow
- Durable rubber mat resists harsh weather conditions
- Numerous rubber fingers are ideal for trapping dirt
- Beveled edging to help prevent tripping
- Easy to clean
- Type: Scraper
- Thickness: 1/2"
- Colour: Black
- Material: Rubber
- Traffic: Heavy
- Surface Pattern: Textured



| Model No. | W' | Dim. x | L' |
|-----------|-------|--------|-------|
| SFQ527 | 2 | x | 2-2/3 |
| SFQ528 | 2-2/3 | x | 3-1/4 |
| SFQ529 | 2-1/3 | x | 3-5/6 |
| SFQ530 | 3 | x | 5 |
| SFQ531 | 3 | x | 6 |




WIDE-RIBBED RUNNER MAT

- Durable rubber mat resists harsh weather conditions
- Easy to clean
- Adds traction to any entrance
- Width: 3'
- Length: lin.ft.
- Type: Wiper
- Thickness: 1/8"
- Colour: Black
- Material: Rubber
- Traffic: Light-Medium
- Surface Pattern: Ribbed
- Min. Cut Length: 1'
- Max. Cut Length: 75'



| Model No. | Dimensions | | |
|-----------|------------|---|---------|
| | W' | x | L' |
| SGU753 | 3 | x | 12.5 |
| SGU754 | 3 | x | 25 |
| SGU755 | 3 | x | 50 |
| SGG088 | 3 | x | 75 |
| SGG089 | 3 | x | lin.ft. |



SCRAPER MATS LOW PROFILE

- Scrapes shoes and boots clean to avoid tracking dirt, slush, and snow
- Durable rubber mat resists harsh weather conditions
- Low profile design, 5/16" thick
- Easy to clean
- Available with slots to facilitate drainage
- Colour: Black



SDL872

SDL871



| Model No. | Description | W' | Dim. x | L' |
|-----------|-------------|----|--------|----|
| SDL871 | Solid | 3 | x | 5 |
| SDL872 | Slotted | 3 | x | 5 |

BOOT & SHOE CLEANER

- Option to anchor to the floor ensures a secure brush
- Constructed of stiff polypropylene bristles
- Designed to effectively scrape off dirt & debris from footwear
- Ideal for high traffic areas such as schoolyards, construction sites and industrial areas
- Colour: Yellow
- Overall Length: 15"

Model No. JK632



BOOT TRAY

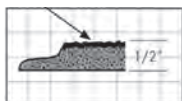
- Keeps dirt and moisture off floors
- Durable plastic construction with a raised edge to corral melting snow, mud or salt
- Great for entryways, garages or closets
- Colour: Black



| Model No. | Dimensions | | | Thickness" |
|-----------|------------|---|----|------------|
| | W" | x | L" | |
| SGH285 | 14 | x | 25 | 0.6 |
| SGU858 | 19 | x | 39 | 1.18 |

ENDURABLE NO. 459

- This PVC sponge has a remarkably durable and abrasion resistant surface
- The dense PVC surface, created during the manufacturing process, is heat bonded to a comfortable sponge base
- This dual density anti-fatigue mat lasts much longer than similar products, but is very economical
- Edges beveled for safety
- 1/2" thick
- Colour: Black



New, longer wearing,
two-in-one construction!

**1-YEAR
WARRANTY**



WEARWELL

| Model No. | W' | Dim. x | L' |
|-----------|----|--------|----|
| NG593 | 2 | x | 3 |
| NG596 | 2 | x | 60 |
| NG594 | 3 | x | 5 |
| NG595 | 3 | x | 12 |
| NG597 | 3 | x | 60 |
| NG598 | 4 | x | 60 |

TUF SPONGE NO. 451 & DELUXE TUF SPONGE NO. 442

TOP QUALITY PVC SPONGE MATTING!



WEARWELL



Comfort &
practicality all rolled
into one mat!

- Excellent choices for practical and economical comfort
- Blown-vinyl sponge ergonomically designed to reduce floor hardness up to 50%
- Available in workstation mats and rolls, they can easily be "custom" cut to fit your work areas
- Available in widths up to 6' with all edges safety rounded on full rolls and stock sizes

COLOUR:

- Tuf Sponge: Black, grey, black w/yellow borders (available on request)
- Deluxe Tuf Sponge: Black

TUF SPONGE NO. 451

| Model No. | Black | Grey | Thickness" | W' | Dim. x | L' |
|-----------|-------|------|------------|----|--------|----|
| NB550 | NB551 | | 3/8 | 2 | x | 3 |
| NB565 | NB566 | | 3/8 | 3 | x | 5 |
| NB568 | NB569 | | 3/8 | 3 | x | 60 |

DELUXE TUF SPONGE NO. 442

| Model No. | Black | Thickness" | W' | Dim. x | L' |
|-----------|-------|------------|----|--------|----|
| SAL174 | | 5/8 | 2 | x | 3 |
| SAL180 | | 5/8 | 3 | x | 5 |

BOOT SCRAPER

- Scrape shoes and boots clean to avoid tracking dirt, slush, and snow
- Rubber fingers brush the sides and bottom of boots
- Portable or can be made fixed (mounting hardware not included)
- Easy to clean
- Overall Length: 12"

Model No. SFQ526



ULTRA-TRED ARMORCOTE NO. 440

A URETHANE COATED, PVC SPONGE ANTI-FATIGUE MAT



Urethane coating
increases durability,
resistance to chemicals
& clean-up ease!

- Offers the comfort of a PVC sponge plus the chemical and abrasion resistance of a double-thick urethane coating on the surface
- Ideal for use in mostly dry applications such as labs and other medium traffic areas
- 3/8" thick
- Colour: Black w/yellow safety borders

| Model No. | W' | Dim. x | L' |
|-----------|----|--------|----|
| NB533 | 2 | x | 3 |
| NB537 | 3 | x | 5 |
| NB534 | 3 | x | 12 |
| SAJ811 | 2 | x | 60 |
| NB538 | 3 | x | 60 |
| NB540 | 4 | x | 60 |



WEARWELL

**1-YEAR
WARRANTY**

STANDARD CORRUGATED VINYL NO. 381

THE MOST POPULAR RUNNER MAT!

- Protects floors from foot traffic or special events
- Adds traction where needed
- Reduces cleaning costs
- Flexible, yet durable vinyl compound easily rolls up after use
- Will not curl or shrink during use and is resistant to many chemicals and cleaning fluids
- 1/8" thick
- Colour: Black



**1-YEAR
WARRANTY**

The all-purpose
runner that makes floors
safer to walk on!




WEARWELL

| Model No. | W' | Dim. x | L' | Wt. lbs. |
|-----------|----|--------|-----|----------|
| NB374 | 3 | x | 105 | 230 |
| NB376 | 4 | x | 105 | 300 |

MATTING

ANTI-FATIGUE LINK MATS

- Designed to help prevent injuries and increase worker comfort
- Modular interlocking design on all four sides permits coverage of large floor spaces
- Recommended for wet and dry environments
- Lightweight and easy to clean
- Optional black and yellow border ramps to prevent tripping
- Material: Natural Rubber
- Style: Solid Mat
- Surface: Honeycomb Pattern
- Thickness: 1/2"



SDL865

- General purpose natural rubber mat
- 3" x 39" female border snaps onto the protruding knobs of the mat

SDL866

- Grease proof 50% nitrile rubber/ 50% natural rubber mat
- 3" x 39" male border snaps into the underside of the mat



MATS


| Model No. | Dimensions W' x L' | | | Colour |
|-----------|-----------------------|---|---|--------|
| SDL865 | 3 | x | 3 | Black |
| SDL866 | 3 | x | 3 | Brown |

BORDER RAMPS

| Model No. | Connection | Colour |
|-----------|------------|--------|
| SDL867 | Male | Black |
| SDL868 | Female | Black |
| SDL869 | Male | Yellow |
| SDL870 | Female | Yellow |

SMOOTH ANTI-FATIGUE MAT

- Designed to help prevent injuries and increase worker comfort
- Recommended for wet and dry environments
- Lightweight and easy to clean
- Modular interlocking design on all four sides permits coverage of large floor spaces
- Optional black and yellow border ramps to prevent tripping
- Thickness: 1/2"
- Colour: Black
- Material: Natural Rubber
- Width: 3'
- Length: 3'



MATS

| Model No. | Dimensions W' x L' | | | Colour |
|-----------|-----------------------|---|---|--------|
| SDS622 | 3 | x | 3 | Black |

BORDER RAMPS

| Model No. | Connection | Colour |
|-----------|------------|--------|
| SDL867 | Male | Black |
| SDL868 | Female | Black |
| SDL869 | Male | Yellow |
| SDL870 | Female | Yellow |

DRAINAGE MAT


- Designed to help prevent injuries and increase worker comfort
- Resistant natural rubber is recommended for both wet or dry work
- Beveled edging to help prevent tripping
- Easy to clean
- Type: Anti-Fatigue
- Thickness: 7/8"
- Colour: Black
- Material: Natural Rubber
- Environment: Wet/Dry
- Surface Type: Slotted



| Model No. | Dim. W' x L' | | |
|-----------|-----------------|---|---|
| SFQ525 | 3 | x | 5 |

ANTI-FATIGUE DOME MATS

- Designed to help prevent injuries and increase worker comfort
- Raised dome design increases circulation in the users legs through subtle posture changes resulting in less stress
- Beveled edging to help prevent tripping
- Recommended for dry work environments
- All mats are 1/2" thick, natural rubber
- Colour: Black
- Style: Solid Mat
- Surface: Bi-Level Pattern



SDL864 - End

SDL863 - Center

SDL864 - End



SINGLE MATS

| Model No. | Dimensions W' x L' | | | Border Colour |
|-----------|-----------------------|---|---|---------------|
| SDL857 | 2 | x | 3 | Black |
| SDL858 | 2 | x | 3 | Yellow |
| SDL859 | 3 | x | 4 | Black |
| SDL862 | 3 | x | 4 | Yellow |

MODULAR MATS

| Model No. | Dimensions W' x L' | | | Description | Border Colour |
|-----------|-----------------------|---|---|-------------|---------------|
| SDL860 | 3 | x | 4 | Center | Black |
| SDL861 | 3 | x | 4 | End | Black |
| SDL863 | 3 | x | 4 | Center | Yellow |
| SDL864 | 3 | x | 4 | End | Yellow |

ULTRASOFT DIAMOND-PLATE NO. 414

- Unparalleled comfort and enhanced employee productivity and morale
- Double-thick Nitricell® sponge base is a PVC loaded with nitrile rubber
- Designed for heavy-use areas
- Popular, high-tech diamond-plate surface resists abrasion and most chemical spills
- Beveled safety edges
- Available in black or black with yellow safety borders

DIAMOND-PLATE SPONGECOTE® NO. 415

- Resilient Nitricell® sponge base provides comfort and enhances productivity
- Ideal for dry work areas
- 9/16" thick
- Beveled safety edges
- Available in black or black w/yellow safety borders

NO. 414

| Model No. | W' | Dim. x | L' |
|----------------------------|----|--------|----|
| 15/16" BLACK/YELLOW | | | |
| SAJ810 | 2 | x | 3 |
| NG924 | 3 | x | 5 |
| NG925 | 2 | x | 75 |
| NG926 | 3 | x | 75 |
| NG927 | 4 | x | 75 |
| 15/16" BLACK | | | |
| SAJ809 | 2 | x | 3 |
| NG917 | 3 | x | 5 |

NO. 415

| Model No. | W' | Dim. x | L' |
|---------------------------|----|--------|----|
| 9/16" BLACK/YELLOW | | | |
| NB416 | 2 | x | 3 |
| NB430 | 3 | x | 5 |
| NB425 | 2 | x | 75 |
| NB439 | 3 | x | 75 |
| SAL165 | 4 | x | 75 |
| 9/16" BLACK | | | |
| NB420 | 2 | x | 3 |
| NB431 | 3 | x | 5 |

1-YEAR WARRANTY


Call for your free sample!

Black/
Yellow
Borders



DIAMOND-PLATE SELECT NO. 495

COMFORT & INDUSTRIAL STYLE ON A BUDGET!



3-YEAR WARRANTY

- Diamond-Plate Select is an excellent alternative to similar SpongeCote® products
- Priced for those on a tighter budget, it has a specially formulated blown-vinyl sponge base called Flex-Link®
- It's designed to prevent worker fatigue in dry industrial applications and is a good choice for areas that require a high-tech look
- Available in two thicknesses:
Standard – 9/16" thick with safety beveled edges
Ultra Thick – 15/16" thick with safety beveled edges designed for extra softness
- Colour: Black, black w/yellow borders



| Model No. | W' | Dim. x | L' |
|------------------------------|----|--------|----|
| 9/16" - BLACK | | | |
| SAL348 | 2 | x | 3 |
| SAL357 | 3 | x | 5 |
| SAL360 | 3 | x | 75 |
| 9/16" - BLACK/YELLOW | | | |
| SAL349 | 2 | x | 3 |
| SAL358 | 3 | x | 5 |
| SAL361 | 3 | x | 75 |
| 15/16" - BLACK | | | |
| SAL200 | 2 | x | 3 |
| SAL206 | 3 | x | 5 |
| SAL208 | 3 | x | 75 |
| 15/16" - BLACK/YELLOW | | | |
| SAL201 | 2 | x | 3 |
| SAL207 | 3 | x | 5 |
| SAL209 | 3 | x | 75 |

SMART DIAMOND-PLATE NO. 497

- Diamond plate surface with a 100% recycled urethane composite sponge base
- Comfortable and functional in dry industrial applications
- Black (BK) and black w/yellow borders (BYL)
- Green rating > 80% recycled

An economical and **GREEN** solution for preventing worker fatigue.

1-YEAR WARRANTY



| Model No. | W' | Dim. x | L' |
|------------------------------------|----|--------|----|
| 5/8" BLACK | | | |
| SBA894 | 2 | x | 3 |
| SBA895 | 3 | x | 5 |
| 5/8" BLACK W/YELLOW BORDERS | | | |
| SBA902 | 2 | x | 3 |
| SBA903 | 3 | x | 5 |
| 1" BLACK | | | |
| SBA878 | 2 | x | 3 |
| SBA879 | 3 | x | 5 |
| 1" BLACK W/YELLOW BORDERS | | | |
| SBA886 | 2 | x | 3 |
| SBA887 | 3 | x | 5 |

MATTING

WELDSAPE® NO. 447

- Dramatically reduces fatigue while withstanding the challenges of welding environments
- Specially formulated to repel sparks and hot metal shards, the thick rubber surface has a melt point of over 500°F
- The super resilient Nitricell® sponge base is a nitrile rubber composite that offers unparalleled comfort
- All edges are safety bevelled
- Green rating > 33% post industrial material
- Colour: Black
- 9/16" thick



Anti-fatigue mat specifically designed for welding!

4-YEAR WARRANTY



WEARWELL

| Model No. | W' | Dim. x | L' | Wt. lbs. |
|-----------|----|--------|----|----------|
| NG181 | 2 | x | 3 | 9 |
| NG182 | 3 | x | 5 | 23 |

WORKSAFE® LIGHT NO. 478 CFR



WEARWELL



A NEW compound resistant to mineral oil based cutting fluids.

1-YEAR WARRANTY

- This best-selling, lightweight, high performance drainage mat is now resistant to mineral oil based cutting fluids
- The new CFR (Cutting Fluid Resistant) formulation is perfect for wet industrial areas
- Its lightweight design eases the strain of clean-up, yet keeps employees quite comfortable
- WorkSafe® Light is 1/2" thick with molded beveled edges for easy access
- A well-engineered drainage system that keeps debris from becoming trapped



| Model No. | Description | W' | Dim. x | L' |
|-----------|-------------|----|--------|----|
| NB632 | - | 3 | x | 5 |
| NB630 | - | 3 | x | 10 |
| NB631 | - | 3 | x | 20 |
| SAL221 | Connector | - | - | - |

B226

SMART TILE-TOP NO. 496

- A SMART solution to standing worker fatigue, this mat is economically priced and "green"
- Priced like a sponge mat, yet wears five times longer
- The resilient sponge base - Rebound - is a 100% recycled urethane composite
- Comfortable and functional in dry industrial, lab or commercial applications
- Available in two thicknesses:
Standard – 1/2" thick
UltraSoft – 7/8" thick designed for even greater comfort
- Green rating > 80% recycled

1-YEAR WARRANTY

A smart solution to standing worker fatigue, this mat is economically priced and **GREEN**.



WEARWELL

| Model No. | Grey | Blue | Charcoal | W' | Dim. x | L' |
|-------------------|--------|--------|----------|----|--------|----|
| 1/2" THICK | | | | | | |
| SBA910 | SBA926 | SBA942 | SBA958 | 2 | x | 3 |
| SBA911 | SBA927 | SBA943 | SBA959 | 3 | x | 5 |
| 7/8" THICK | | | | | | |
| SBA918 | SBA934 | SBA950 | SBA966 | 2 | x | 3 |
| SBA919 | SBA935 | SBA951 | SBA967 | 3 | x | 5 |

DRAINAGE MAT

- Designed to help prevent injuries and increase worker comfort
- Resistant natural rubber is recommended for both wet or dry work
- Beveled edging to help prevent tripping
- Easy to clean
- Material: Natural Rubber
- Environment: Wet/Dry
- Surface Type: Slotted
- Style: Drainage
- Colour: Black
- Thickness: 7/8"
- Type: Anti-Fatigue



| Model No. | W' | Dim. x | L' |
|-----------|----|--------|----|
| SFQ525 | 3 | x | 5 |

ANTI-FATIGUE MATS

- Designed to help prevent injuries and increase worker comfort
- Beveled edging to help prevent tripping
- Easy to clean
- Yellow borders for higher visibility
- Material: Polyurethane
- Environment: Dry
- Style: Solid
- Surface Type: Diamond

SGX677



| Model No. | Width | Length | Thickness | Colour |
|-----------|--------|--------|-----------|---------------|
| SGW898 | 1-2/3' | 3-1/4' | 3/4" | Black, Yellow |
| SGW899 | 1-2/3' | 3-1/4' | 3/4" | Black |
| SGX677 | 1-2/3' | 3-1/4' | 3/4" | Black, Orange |

ELECTRICALLY CONDUCTIVE ANTI-FATIGUE NO. 786DP/786SM

- Ideal for use in areas at risk for damage from static electricity from workers before it can be passed on to sensitive equipment with microprocessors or to flammable liquids
- Surface prevents the accumulation of static electricity
- Nitricell® sponge base provides superior comfort and productivity
- This mat must be grounded; for maximum effectiveness, ground every 8' to 10'
- 9/16" thick
- Colour: Black

**4-YEAR
WARRANTY**



Protects workers from
fatigue & electronic equipment
from damage!



SAJ574

| Model No. | W' | Dim. x L' | Description | Wt. lbs. |
|-------------|-------------------------------------|-----------|-----------------------|----------|
| SAL243 | 2 | x 3 | Smooth Surface | 8.1 |
| NB692 | 3 | x 5 | Diamond Plate Surface | 23 |
| SAR335 | 3 | x 5 | Smooth Surface | 16.1 |
| ACCESSORIES | | | | |
| SAJ574 | 15' L Ground Wire (Sold Separately) | | | |
| SAL252 | Heel Grounder No 793HG | | | |

NON-CONDUCTIVE CORRUGATED SWITCHBOARD NO. 702

CAN INSULATE UP TO 30 000 V!

- High-performance non-conductive matting protects personnel in areas with dangerous high-voltage equipment
- Maximum rating: 30 000 V
- Recommended usage: Up to 17 000 V
- The corrugated surface is abrasion resistant and easily cleaned
- 1/4" thick
- Conforms to ANSI/ASTM D-178-01 Type 2, Class II
- Passes MSHA IC-246 fire resistance test (mining safety)
- Colour: Black

**1-YEAR
WARRANTY**




| Model No. | W' | Dim. x L' |
|-----------|----|-----------|
| SAL242 | 2 | x 75 |
| NB657 | 3 | x 75 |

CLEAN ROOM MATS

- Adhesive surface removes dirt and dust from shoes and equipment wheels
- Ideal for clean rooms and controlled environments in reducing contamination
- Each layer can be used multiple times and removed once dirty
- Place on tile, concrete or low-profile carpeting
- Material: Polyethylene
- Thickness: 40 microns
- No. of Sheets: 30

FRAMES

- Designed to hold sticky mats in place on various flooring surfaces
- Allows mats to be used in multiple areas, without adhering the pad to the floor itself
- Equipped with non-slip feature on the bottom that keeps the frame firmly in place



SDS992



SGY231

MATS & FRAMES

| Model No. | White | Blue | Dim. W" x L" | Model No. Frame |
|-----------|--------|---------|--------------|-----------------|
| SDS993 | SDS992 | 18 x 36 | | SGR098 |
| SDS995 | SDS994 | 18 x 45 | | SGR099 |
| SDS999 | SDS998 | 24 x 36 | | SGR101 |
| SDS997 | SDS996 | 24 x 45 | | SGR100 |
| SDT002 | SDT001 | 36 x 45 | | SGR102 |

KITS

| Model No. | White | Blue | Dim. W" x L" |
|-----------|--------|---------|--------------|
| SGY230 | SGY231 | 18 x 36 | |
| SGY232 | SGY233 | 18 x 45 | |
| SGY236 | SGY237 | 24 x 36 | |
| SGY234 | SGY235 | 24 x 45 | |
| SGY263 | SGY264 | 36 x 45 | |



FOOT SANITIZING MATS

- Foot sanitizing mats are designed to decontaminate shoes and boots from spreading germs and bacteria
- Ideal for food processing facilities
- Rubber scrappers at the base of the mat dislodge contaminants from shoes or boots while the soles are soaking in solution
- Chemically resistant to common disinfectant solutions
- Capacity: 5.5 gallons
- Dimensions: 2-2/3' W x 3-1/4' L
- Colour: Black
- Environment: Dry
- Style: Solid Mat
- Surface: Pebbled Pattern

SDL873

SDL874



| Model No. | Description |
|-----------|--------------------------|
| SDL873 | Black with Black Border |
| SDL874 | Black with Yellow Border |

SAFETY CABINETS

FLAMMABLE STORAGE CABINETS

- Double-wall 18-gauge welded steel construction with 1 1/2" air space
- Dual 2" capped vents with flame arrestors
- Full-height piano hinges open a full 180° for easy access
- Recessed handle
- 2" high leak proof door sill
- All shelves are adjustable on 2 1/2" centers
- Adjustable leveling feet
- Tough corrosive resistant finish
- Standard Met: FM/NFPA/OSHA
- Meets NFPA Code 30 and OSHA standard 1910 106 for storage for class I, II and III liquids



| Model No. | Door Type | Capacity Gallons | No. of Shelves | No. of Doors | Exterior Dimensions W" x D" x H" |
|-----------|--------------|------------------|----------------|--------------|----------------------------------|
| SGU465 | Self-Closing | 30 | 1 | 2 | 43 x 18 x 44 |
| SDN646 | Manual | 30 | 1 | 2 | 43 x 18 x 44 |
| SGU466 | Self-Closing | 45 | 2 | 2 | 43 x 18 x 65 |
| SDN647 | Manual | 45 | 2 | 2 | 43 x 18 x 65 |
| SGU467 | Self-Closing | 60 | 2 | 2 | 34 x 34 x 65 |
| SDN648 | Manual | 60 | 2 | 2 | 34 x 34 x 65 |
| SGU586 | Manual | 90 | 2 | 2 | 43 x 34 x 66 |



SGU465



SDN647

ACCESSORIES

| Model No. | Type | For use with cabinet capacity | Dim. W" x D" |
|-----------|---------------|-------------------------------|--------------|
| SAQ328 | Extra Shelves | 30 & 45 Gal. Cabinets | 39 3/8 x 14 |
| SAS574 | Extra Shelves | 60 Gal. | 30 3/8 x 30 |
| SGW861 | Extra Shelves | 90 Gal. | 39 1/2 x 30 |
| SDN844 | Poly Tray | All size cabinets | 15 3/4 x 14 |

SPECIALTY SIZED FLAMMABLE STORAGE CABINETS

- Double-wall 18-gauge welded steel construction with 1 1/2" air space
- Dual 2" capped vents with flame arrestors
- Full-height piano hinges open a full 180° for easy access
- Recessed handle
- 2" high leak proof door sill
- All shelves are adjustable on 2 1/2" centers
- Adjustable leveling feet
- Tough corrosive resistant finish
- Meets NFPA Code 30 and OSHA standard 1910 106 for storage for class I, II and III liquids



| Model No. | Door Type | Capacity Gallons | No. of Shelves | No. of Doors | Exterior Dimensions W" x D" x H" |
|-----------|--------------|------------------|----------------|--------------|----------------------------------|
| SGU584 | Manual | 4 | 1 | 1 | 17 x 18 x 22 |
| SGU463 | Self-Closing | 12 | 1 | 1 | 23 x 18 x 35 |
| SDN642 | Manual | 12 | 1 | 1 | 23 x 18 x 35 |
| SGU585 | Manual | 12 | 1 | 2 | 43 x 18 x 18 |
| SDN643 | Manual | 16 | 1 | 1 | 23 x 18 x 44 |
| SGU464 | Self-Closing | 22 | 1 | 2 | 35 x 22 x 35 |
| SDN644 | Manual | 22 | 1 | 2 | 35 x 22 x 35 |
| SDN645 | Manual | 24 | 3 | 2 | 43 x 12 x 44 |



SDN642



SDN644

ACCESSORIES

| Model No. | Type | For use with cabinet capacity | Dim. W" x D" |
|-----------|---------------|-------------------------------|--------------|
| SEE922 | Extra Shelves | 12 & 16 Gal. | 19 1/2 x 14 |
| SEE923 | Extra Shelves | 22 Gal. | 31 1/2 x 18 |
| SEE924 | Extra Shelves | 24 Gal. | 39 1/2 x 8 |
| SDN844 | Poly Tray | All sizes | 15 3/4 x 14 |

VERTICAL DRUM STORAGE CABINET

- Safely stores up to two drums, easy glide rollers for convenient drum access
- Half-depth shelf allows additional storage
- Rollers at bottom of cabinet facilitate drum movement
- Includes two polyethylene trays
- Double-wall 18-gauge welded steel construction with 1 1/2" air space
- Dual 2" capped vents with flame arrestors
- Full-height piano hinges open a full 180° for easy access
- Adjustable leveling feet
- Standard(s) Met: NFPA/OSHA/FM
- Meets NFPA Code 30 and OSHA standard 1910 106 for storage for class I, II and III liquids
- Door Type: 2 doors, manual with drum rollers
- Weight: 480 lbs.



| Model No. | Drum Capacity (US) | Capacity Gallons | No. of Drums | Material | Exterior Dimensions W" x D" x H" |
|-----------|--------------------|------------------|--------------|----------|----------------------------------|
| SGC540* | 2-55 gallons | 110 | 2 | Steel | 59 x 34 x 65 |

ACCESSORIES

| | | |
|--------|-----------------------------------|-------------------|
| SGC865 | Additional Shelf for Drum Cabinet | 55-5/16 x 14-1/16 |
|--------|-----------------------------------|-------------------|

*Codes state that not more than 60 gallons of Category I, II or III flammable liquids, nor more than 120 gallons of Category IV flammable liquids may be stored in a safety cabinet



SAFETY CABINETS

PAINT/INK CABINETS

- Double-wall 18-gauge welded steel construction with 1 1/2" air space
- Dual 2" capped vents with flame arrestors
- Full-height piano hinges open a full 180° for easy access
- Recessed handle
- 2" high leak proof door sill
- All shelves are adjustable on 2 1/2" centers
- Adjustable leveling feet
- Tough corrosive resistant finish
- Standard Met: FM/NFPA/OSHA
- Meets NFPA Code 30 and OSHA standard 1910 106 for storage for class I, II and III liquids



SDN651



SDN649



ACCESSORIES

| Model No. | Door Type | Capacity Gallons | No. of Shelves | No. of Doors | Exterior Dimensions W" x D" x H" |
|-----------|-----------|------------------|----------------|--------------|----------------------------------|
| SDN649 | Manual | 20 | 1 | 1 | 23 x 18 x 44 |
| SDN650 | Manual | 45 | 3 | 2 | 43 x 18 x 44 |
| SDN651 | Manual | 60 | 5 | 2 | 43 x 18 x 65 |
| SDN652* | Manual | 96 | 5 | 2 | 34 x 34 x 65 |

*Codes state that not more than 60 gallons of Category I, II or III flammable liquids, nor more than 120 gallons of Category IV flammable liquids may be stored in a safety cabinet

| Model No. | Type | For use with cabinet capacity | Dim. (W" x D") |
|-----------|---------------|--|----------------|
| SEE922 | Extra Shelves | 12 & 16 Gal. Cabinet or 20 Gal. Paint Cabinets | 19 1/2 x 14 |
| SEE923 | Extra Shelves | 22 Gal. | 31 1/2 x 18 |
| SEE924 | Extra Shelves | 24 Gal. | 39 1/2 x 8 |
| SAQ328 | Extra Shelves | 60 & 96 Gal. Cabinets or 45 & 60 Gal. Paint Cabinets | 39 3/8 x 14 |
| SAS574 | Extra Shelves | 60 & 96 Gal. | 30 3/8 x 30 |
| SDN844 | Poly Tray | 22, 30 & 45 Gal. (2 trays per cabinet) | 15 3/4 x 14 |

CORROSIVE LIQUIDS CABINETS

- Includes two polyethylene trays
- Double-wall 18-gauge welded steel construction with 1 1/2" air space
- Dual 2" capped vents with flame arrestors
- Full-height piano hinges open a full 180° for easy access
- Recessed handle
- 2" high leak proof door sill
- All shelves are adjustable on 2 1/2" centers
- Adjustable leveling feet
- Tough corrosive resistant finish
- Standard Met: FM/NFPA/OSHA
- Meets NFPA Code 30 and OSHA standard 1910 106 for storage for class I, II and III liquids

| Model No. | Door Type | Capacity Gallons | No. of Shelves | No. of Doors | Exterior Dimensions W" x D" x H" |
|-----------|-----------|------------------|----------------|--------------|----------------------------------|
| SDN653 | Manual | 22 | 1 | 2 | 35 x 22 x 35 |
| SDN654 | Manual | 30 | 1 | 2 | 43 x 18 x 44 |
| SDN655 | Manual | 45 | 2 | 2 | 43 x 18 x 65 |

ACCESSORIES

| Model No. | Type | For use with cabinet capacity | Dim. (W" x D") |
|-----------|---------------|--|----------------|
| SEE923 | Extra Shelves | 22 Gal. | 31 1/2 x 18 |
| SAQ328 | Extra Shelves | 60 & 96 Gal. Cabinets or 45 & 60 Gal. Paint Cabinets | 39 3/8 x 14 |
| SDN844 | Poly Tray | 22, 30 & 45 Gal. (2 trays per cabinet) | 15 3/4 x 14 |



SDN655



PESTICIDE STORAGE CABINETS

- Provides safe, secure and controlled storage for pesticides, insecticides, herbicides and other turf chemicals
- Includes two polyethylene trays
- Double-wall 18-gauge welded steel construction with 1 1/2" air space
- Dual 2" capped vents with flame arrestors
- Full-height piano hinges open a full 180° for easy access
- Recessed handle
- 2" high leak proof door sill
- All shelves are adjustable on 2 1/2" centers
- Adjustable leveling feet
- Tough corrosive resistant finish
- Standard Met: FM/NFPA/OSHA
- Meets NFPA Code 30 and OSHA standard 1910 106 for storage for class I, II and III liquids

| Model No. | Door Type | Capacity Gallons | No. of Shelves | No. of Doors | Exterior Dimensions W" x D" x H" |
|-----------|-----------|------------------|----------------|--------------|----------------------------------|
| SGD359 | Manual | 22 | 1 | 2 | 35 x 22 x 35 |
| SGD360 | Manual | 30 | 1 | 2 | 43 x 18 x 44 |
| SGD361 | Manual | 45 | 2 | 2 | 43 x 18 x 65 |



SGD361



SAFETY CABINETS

SURE-GRIP® EX FLAMMABLE STORAGE CABINETS

- Double wall welded 18-gauge steel construction with 1 1/2" of insulating air space
- Doors self-latch for easy and secure closure
- U-Loc™ handle comes with two keys or accepts optional padlock for greater security
- Two flame arrester vents and ground wire connection screw
- 2" deep leakproof sill
- Adjustable leveler legs and galvanised SpillSlope™ shelves
- Haz-Alert™ reflective warning labels offer visibility under dark conditions
- Durable yellow powder coat paint finish
- Meet NFPA and OSHA requirements
- FM approved



10 Year
Limited Warranty



| Model No. | Mfg. No. | Door Type | Capacity Gallons | Adjustable Shelves | Ext. Dim. W" x D" x H" | Wt. lbs. |
|-----------|----------|-----------------------|------------------|--------------------|------------------------|----------|
| SAP509 | 893000 | 2 Doors, Manual | 30 | 1 | 43 x 18 x 44 | 193 |
| SAQ021 | 893020 | 2 Doors, Self-Closing | 30 | 1 | 43 x 18 x 44 | 198 |
| SAP510 | 894500 | 2 Doors, Manual | 45 | 2 | 43 x 18 x 65 | 266 |
| SAQ023 | 894520 | 2 Doors, Self-Closing | 45 | 2 | 43 x 18 x 65 | 272 |
| SAQ024 | 896000 | 2 Doors, Manual | 60 | 2 | 34 x 34 x 65 | 328 |
| SAQ025 | 896020 | 2 Doors, Self-Closing | 60 | 2 | 34 x 34 x 65 | 330 |
| SAQ026* | 899000 | 2 Doors, Manual | 90 | 2 | 43 x 34 x 65 | 390 |
| SAQ027* | 899020 | 2 Doors, Self-Closing | 90 | 2 | 43 x 34 x 65 | 383 |

*Codes state that not more than 60 gallons of Category I, II or III flammable liquids, nor more than 120 gallons of Category IV flammable liquids may be stored in a safety cabinet

SURE-GRIP® EX PAINT & INK STORAGE CABINETS

Offers the same safety and quality features and options that are available in Justrite®'s safety cabinets for flammables with additional shelves.

- Multiple shelves are ideal for 1-gallon paint cans (Class III liquids)
- Cabinets are available in 20, 40, 60 and 120-gallon capacities
- U-Loc™ handle comes with double key set or accepts optional padlock for greater security
- Haz-Alert™ reflective warning labels offer visibility under dark conditions
- Durable red powder coat paint finish easily identifies contents and is highly chemical resistant
- Meets NFPA and OSHA regulations
- FM approved



10 Year
Limited Warranty



| Model No. | Mfg. No. | Door Type | Capacity Gallons | Adjustable Shelves | Ext. Dim W" x D" x H" | Wt. lbs. |
|----------------------|----------|------------------------------------|------------------|--------------------|-----------------------|----------|
| SAQ079 | 891511 | 1 Door, Manual, Compac | 20 | 2 | 23 1/4 x 18 x 44 | 116 |
| SAQ081 | 893011 | 2 Doors, Manual | 40 | 3 | 43 x 18 x 44 | 240 |
| SAQ084 | 894511 | 2 Doors, Manual | 60 | 5 | 43 x 18 x 65 | 265 |
| SAQ087* | 896011 | 2 Doors, Manual | 96 | 5 | 34 x 34 x 65 | 334 |
| EXTRA SHELVES | | | | | | |
| SAP839 | 29937 | Extra Shelf for 40-Gallon Cabinets | | | | |
| SAQ028 | 29944 | Extra Shelf for 60-Gallon Cabinets | | | | |

*Codes state that not more than 60 gallons of Category I, II or III flammable liquids, nor more than 120 gallons of Category IV flammable liquids may be stored in a safety cabinet

GAS CYLINDER CABINETS

- Heavy-duty construction
- 2" x 2" 10-gauge formed steel angle posts
- 9-gauge wire mesh doors and walls for venting
- For compressed gas cabinets, includes 14-gauge checker-plate roof panel
- For liquid propane cabinets, includes 14-gauge checker-plate shelf and roof panel
- English and French warning labels included
- Padlock hasp for added security
- Innovative door design allows for left or right opening installation
- Easy assemble, knock-down feature saves on shipping costs

Note: Constructed to meet or exceed strict CSA International B149.2-0 Propane Storage and Handling Code. Cylinders must be stored vertically at all times.

COMPRESSED GAS (9" DIAMETER CYLINDERS)

| Model No. | W" | x | D" | x | H" | Cylinder Capacity | Wt. lbs. |
|-----------|----|---|----|---|----|-------------------|----------|
| SAF837 | 44 | x | 30 | x | 74 | 10 | 210 |
| SAF848* | 88 | x | 30 | x | 74 | 20 | 420 |

*Consists of two units of the SAF837

LIQUID PROPANE (35-LB CYLINDERS)

| Model No. | W" | x | D" | x | H" | Cylinder Capacity | Wt. lbs. |
|-----------|----|---|----|---|----|-------------------|----------|
| SEB837* | 30 | x | 17 | x | 37 | 2 | 70 |
| SEB838* | 17 | x | 17 | x | 69 | 2 | 85 |
| SAF836 | 44 | x | 30 | x | 37 | 6 | 135 |
| SAF847 | 44 | x | 30 | x | 74 | 12 | 270 |

*All welded, fully assembled



SAF837

SEB838



SEB837



SAF847

KLETON

SAFETY CONTAINERS & FIRE EXTINGUISHERS

TYPE I SAFETY CANS

- Fully compliant Type I safety cans with stainless steel flame arresters
- Chemical resistant, provides faster liquid flow, and offers exceptional durability and corrosion protection
- Self-venting, self-closing leak tight lid prevents ruptures from pressure build-up and controls vapours and spills
- Warning label includes large ID zone for user labelling
- Optional poly funnel offers targeted pouring
- FM approved, UL/ULC listed
- 10-year limited warranty



10 Year
Limited Warranty



SEA213



SEA212

| Red Model No. | Mfg. No. | Yellow Model No. | Mfg. No. | Capacity | Ext. Dim. Dia." x H" |
|-----------------------|----------|------------------|----------|-------------|----------------------|
| WITH FUNNEL | | | | | |
| SEA240 | 7110110 | SEA241 | 7110210 | 1 US Gal. | 9 1/2 x 11 |
| SEA204 | 7120110 | SEA244 | 7120210 | 2 US Gal. | 9 1/2 x 13 3/4 |
| SEA208 | 7125110 | SEA247 | 7125210 | 2.5 US Gal. | 11 3/4 x 11 1/2 |
| SEA213 | 7150110 | SEA250 | 7150210 | 5 US Gal. | 11 3/4 x 16 7/8 |
| WITHOUT FUNNEL | | | | | |
| SAI516 | 10001 | - | - | 1 Pint | 4 5/8 x 6 3/4 |
| SAI517 | 10101 | - | - | 1 Quart | 4 5/8 x 8 1/4 |
| SEA199 | 7110100 | SEA200 | 7110200 | 1 US Gal. | 9 1/2 x 11 |
| SEA203 | 7120100 | SEA205 | 7120200 | 2 US Gal. | 9 1/2 x 13 3/4 |
| SEA207 | 7125100 | SEA209 | 7125200 | 2.5 US Gal. | 11 3/4 x 11 1/2 |
| SEA212 | 7150100 | SEA214 | 7150200 | 5 US Gal. | 11 3/4 x 16 7/8 |

Other colours available, call us today!

LABORATORY SAFETY CANS IN STEEL & POLYETHYLENE

Convenient dispensing in two styles for use on shelves or in tilt stands.

- Self-closing faucets offer controlled dispensing of hazardous liquids
- Fill spouts have self-closing pressure relief caps with built-in vacuum breakers and double mesh flame arresters
- The lab faucet allows easier dispensing into containers with small openings
- FM approved 5 US gallon cans



10 Year
Limited Warranty



SEC080

| Model No. | Mfg. No. | Description | Faucet |
|-----------|----------|-------------------------------|------------------------------|
| SEC080 | 7150140 | Steel Shelf Can | Control Flow Lab, 3/4" Brass |
| SEC081 | 7150150 | Steel Shelf Can | 3/4" NPT Rigid Brass |
| SEC082 | 7150146 | Steel Tilt Can w/Stand | Control Flow Lab, 3/4" Brass |
| SEC083 | 7150156 | Steel Tilt Can w/Stand | 3/4" NPT Rigid Brass |
| SEC084 | 14545 | Polyethylene Shelf Can | Control Flow Lab, 3/4" Brass |
| SEC085 | 14535 | Polyethylene Tilt Can W/Stand | Control Flow Lab, 3/4" Brass |

DRY CHEMICAL ABC FIRE EXTINGUISHERS

- Steel cylinder complete with cylinder skirt
- Industrial-strength cylinder has high corrosion and impact-resistant polyester powder paint finish
- Waterproof stainless steel gauge
- Anodised aluminum valve
- Strong polyester powder-coated steel handles
- Completely rechargeable
- Full hand grip for ease of operation
- UL/ULC listed

| Model No. | Mfg. No. | Cap. lbs. | Rating | Range Feet | Discharge Time Sec. | PSI | H" | Dia." | Included Bracket | Wt. lbs. |
|-----------|----------------|-----------|-----------|------------|---------------------|-----|--------|-------|------------------|----------|
| SAQ814 | WBDL-ABC110VB | 2.5 | 1A:10BC | 8 - 10 | 12 - 14 | 150 | 15 1/2 | 3 1/8 | Vehicle | 4 1/4 |
| SA445 | WBDL-ABC310LV | 5 | 3A:10BC | 8 - 10 | 13 - 14 | 195 | 16 | 4 1/4 | Wall | 10 1/2 |
| SC946 | WBDL-ABC310VVB | 5 | 3A:10BC | 8 - 10 | 13 - 14 | 195 | 16 | 4 1/4 | Vehicle | 10 1/2 |
| SED109* | WBDL-ABC340LV | 5 | 3A:40BC | 8 - 10 | 13 - 14 | 195 | 16 | 4 1/4 | Vehicle | 10 1/2 |
| SA443 | WBDL-ABC10WH | 10 | 6A:80BC | 10 - 15 | 14 - 16 | 235 | 21 1/4 | 5 1/8 | Wall | 19 1/4 |
| SA444 | WBDL-ABC20WH | 20 | 10A:120BC | 10 - 15 | 20 - 22 | 235 | 24 | 7 1/8 | Wall | 35 1/4 |
| SED110 | WBDL-ABC30WH | 30 | 10A:120BC | 10 - 15 | 28 | 195 | 30 3/4 | 7 1/8 | Wall | 50 1/3 |

*Meets requirements for forklifts

TYPE II ACCUFLOW™ SAFETY CANS

- AccuFlow™ exclusive Safe-Squeeze® trigger mechanism allows for smooth flow and accurate pouring
- Auto-venting pressure relief cap
- Leak proof self-closing gasketed lid controls vapours and spills
- Long lasting stainless steel flame arrester dissipates heat and prevents flashback ignition
- Extra large ID zone reduces misuse and has warning in three languages
- FM approved, UL/ULC listed
- 10-year limited warranty



10 Year
Limited Warranty



SEA233

| Red Model No. | Mfg. No. | Yellow Model No. | Mfg. No. | Capacity US Gal. | Ext. Dim. Dia." x H" |
|------------------------|----------|------------------|----------|------------------|----------------------|
| 5/8" HOSE WIDTH | | | | | |
| SEA217 | 7210120 | SEA218 | 7210220 | 1 | 9 1/2 x 10 1/2 |
| SEA221 | 7220120 | SEA222 | 7220220 | 2 | 9 1/2 x 13 1/4 |
| SEA224 | 7225120 | SEA226 | 7225220 | 2.5 | 11 3/4 x 12 |
| SEA232 | 7250120 | SEA234 | 7250220 | 5 | 11 3/4 x 17 1/2 |
| 1" HOSE WIDTH | | | | | |
| SEA225 | 7225130 | SEA227 | 7225230 | 2.5 | 11 3/4 x 12 |
| SEA233 | 7250130 | SEA235 | 7250230 | 5 | 11 3/4 x 17 1/2 |

Other colour/capacity/hose width combinations available, call us today!

OILY WASTE CANS

- OSHA compliant oily waste cans are essential whenever solvent cloths and wiping rags are used
- Self-closing cover reduces oxygen source to prevent fire from starting
- Round construction and raised bottom encourage air circulation to disperse heat and prevent rust
- Rugged galvanised steel body in a variety of sizes accommodates any work area
- Carrying handle for portability
- 6 - 21 US gallon foot-operated units are FM approved and UL listed
- 2 US gallon hand-operated, countertop model is FM approved



10 Year
Limited Warranty



SR357

| Yellow Model No. | Mfg. No. | Red Model No. | Mfg. No. | Cap US Gal. | Ext. Dimensions Dia." x H" | Wt. lbs. |
|------------------|----------|---------------|----------|-------------|----------------------------|----------|
| SR361 | 09200Y | SR356 | 09200 | 2 | 9 5/8 x 9 1/8 | 6 |
| SR362 | 09101 | SR357 | 09100 | 6 | 11 7/8 x 15 7/8 | 10 |
| SR363 | 09301 | SR358 | 09300 | 10 | 13 15/16 x 18 1/4 | 13 |
| SR364 | 09501 | SR359 | 09500 | 14 | 16 1/16 x 20 1/4 | 16 |
| SR365 | 09701 | SR360 | 09700 | 21 | 18 3/8 x 23 7/16 | 22 |



LOCKS & LOCKOUT DEVICES

RESETTABLE BRASS COMBINATION PADLOCKS

- Easy "Set-your-Own" 4-digit combination with up to 10 000 combinations available
- Strong, solid brass case construction resists corrosion - ideal for harsh environments
- Heavy hardened steel shackles provide high resistance to cutting and prying
- SEJ513 features a key override proving immediate access to supervisors in the field
- SEJ514 control key sold separately

Master Lock



SEJ513

| Model No. | Mfg. No. | Body Width" | Shackle Clearance | | | Shipping Weight lbs. | |
|-----------|----------|-------------|-------------------|---------|-------|----------------------|------|
| | | | Width" | Height" | Dia." | | |
| SAS366 | 175 | 2 | 1 | 1 | 5/16 | 0.60 | |
| SAG162 | 175LH | 2 | 1 | 2 1/4 | 5/16 | 0.70 | |
| SEJ513 | 176 | 2 | 1 | 1 | 5/16 | 0.60 | |
| SEJ514 | K176 | Control Key | | | | | 0.02 |

ECONOMY V-LINE BRASS PADLOCKS (NON-REKEYABLE)

- Solid brass body and cylinder construction resists corrosion - ideal for harsh environments
- Case hardened shackle resists sawing and filing
- Pin tumbler cylinder provides greater pick resistance
- Locks come with two keys
- For keyed alike options, please call us

Master Lock



SAS395

| Model No. | Mfg. No. | Key Type | Body Width" | Shackle Clearance Width" Height" Dia." | Shipping Weight lbs. |
|-----------|----------|-----------|-------------|--|----------------------|
| SAS395 | 4120 | Different | 3/4 | 3/8 7/16 5/32 | 0.10 |
| SAS396 | 4120KA | Alike | 3/4 | 3/8 7/16 5/32 | 0.10 |
| SAS397 | 4130 | Different | 1 1/8 | 9/16 9/16 3/16 | 0.20 |
| SAS398 | 4130KA | Alike | 1 1/8 | 9/16 9/16 3/16 | 0.20 |
| SAS015 | 4140 | Different | 1 1/2 | 13/16 13/16 1/4 | 0.30 |
| SAS400 | 4140KA | Alike | 1 1/2 | 13/16 13/16 1/4 | 0.30 |
| SAS401 | 4150 | Different | 1 7/8 | 13/16 15/16 9/32 | 0.40 |
| SAS402 | 4150KA | Alike | 1 7/8 | 13/16 15/16 9/32 | 0.40 |

PRO SERIES® WEATHER TOUGH™ SECURITY PADLOCKS (REKEYABLE)

- Constructed of hardened, chrome rustproofed steel laminated bodies that resist cutting, sawing and corrosion
- Durable thermal plastic covers protect the body of the lock from dirt, dust and other contaminants
- Hardened boron alloy steel shackles offers superior cut resistances while dual ball bearing locking mechanism resists pulling and prying attacks
- 5-pin Pro Series® cylinders provide tens of thousands of key changes
- Special spool pin tumblers are virtually impossible to pick
- Rekeyable - replaceable cylinder and shackle
- Locks come with two keys
- For keyed alike options and master keying, please call us

SA903



| Model No. | Mfg. No. | Key Type | Body Width" | Shackle Clearance Width" Height" Dia." | Shipping Weight lbs. |
|-----------|----------|-----------|-------------|--|----------------------|
| SAL433 | 6121 | Different | 2 1/8 | 7/8 1 1/8 5/16 | 1.00 |
| SAL434 | 6121LJ | Different | 2 1/8 | 7/8 2 1/2 5/16 | 1.05 |
| SA902 | 6125 | Different | 2 3/8 | 7/8 1 3/8 3/8 | 1.20 |
| SA903 | 6125KA | Alike | 2 3/8 | 7/8 1 3/8 3/8 | 1.20 |

COMBINATION LOCKS

- Hardened steel shackle for extra cut resistance
- Combination security for keyless convenience
- 1 7/8" wide double-armored stainless steel body
- 3-digit dialing

Master Lock



| Model No. | Mfg. No. | Shackle Clearance Width" Height" Dia." |
|-----------|----------|--|
| SR914 | 1500 | 13/16 3/4 9/32 |
| SAL506 | 1500LH | 13/16 2 9/32 |

ZENEX™ THERMOPLASTIC SAFETY PADLOCKS

- Designed exclusively for lockout/tagout
- Durable, lightweight, non-conductive body
- Offers superior performance against chemicals, moisture, temperature and UV
- Reserved-for-safety cylinder provides over 40 000 unique key changes available
- Key retaining - ensures that padlocks are not left unlocked
- Includes write-on "Danger" and "Property of" labels in English, French and Spanish
- Locks come with one key: Compliance with OSHA "one employee, one lock, one key" directive

Master Lock



| Model No. | Mfg. No. | Colour | Body Width" | Shackle Clearance Width" Height" Dia." | Weight lbs. |
|-----------|----------|--------|-------------|--|-------------|
| SAL134 | 4108LK | Black | 1 1/2 | 25/32 1 1/2 1/4 | 0.23 |
| SAL135 | 4108LU | Blue | 1 1/2 | 25/32 1 1/2 1/4 | 0.23 |
| SAL136 | 4108GN | Green | 1 1/2 | 25/32 1 1/2 1/4 | 0.23 |
| SAL137 | 4108RJ | Orange | 1 1/2 | 25/32 1 1/2 1/4 | 0.23 |
| SAL138 | 4108RD | Red | 1 1/2 | 25/32 1 1/2 1/4 | 0.23 |
| SAL139 | 4108YLW | Yellow | 1 1/2 | 25/32 1 1/2 1/4 | 0.23 |

LAMINATED PADLOCKS

- Constructed of hardened, rustproofed steel laminated bodies that resist cutting, sawing and corrosion
- Hardened boron steel alloy shackles offer superior cut resistances while double locking mechanism provides extra pry and pulling resistance
- 4-pin cylinders helps prevent picking while providing 1,200 key changes
- Top and bottom bumpers provide greater scratch resistance
- Locks come with two keys
- Body Material: Laminated Steel

Master Lock



SA900

| Model No. | Mfg. No. | Key Type | Body Size Width" Thickness" | Shackle Clearance A" B" C" | Shipping Weight lbs. |
|-----------|----------|-----------|-----------------------------|----------------------------|----------------------|
| SR890 | 5D | Different | 2 1 | 3/8 1 15/16 | 0.80 |
| SR867 | 5KA | Alike | 2 1 | 3/8 1 15/16 | 0.80 |
| SAL432 | 5LJ | Different | 2 1 | 3/8 2 1/2 15/16 | 0.80 |
| SA898 | 1 | Different | 1 3/4 7/8 | 5/16 15/16 3/4 | 0.60 |
| SA899 | 1KA | Alike | 1 3/4 7/8 | 5/16 15/16 3/4 | 0.60 |
| SA900 | 1LJ | Different | 1 3/4 7/8 | 5/16 2 1/2 3/4 | 0.65 |
| SA901 | 1KALJ | Alike | 1 3/4 7/8 | 5/16 2 1/2 3/4 | 0.65 |
| SA894 | 3 | Different | 1 9/16 3/4 | 9/32 3/4 5/8 | 0.50 |
| SA895 | 3KA | Alike | 1 9/16 3/4 | 9/32 3/4 5/8 | 0.50 |
| SA896 | 3LH | Different | 1 9/16 3/4 | 9/32 2 5/8 | 0.58 |
| SA897 | 3KALH | Alike | 1 9/16 3/4 | 9/32 2 5/8 | 0.58 |
| SA890 | 7 | Different | 1 1/8 1/2 | 3/16 9/16 1/2 | 0.20 |
| SA891 | 7KA | Alike | 1 1/8 1/2 | 3/16 9/16 1/2 | 0.20 |
| SA892 | 7LJ | Different | 1 1/8 1/2 | 3/16 2 1/2 1/2 | 0.25 |
| SA893 | 7KALJ | Alike | 1 1/8 1/2 | 3/16 2 1/2 1/2 | 0.25 |

AMERICAN LOCK® ALUMINUM SAFETY PADLOCKS

- Lightweight solid aluminum body for lockout/tagout
- Durable, anodized colour finish is suitable for lockout/tagout procedures in food and pharmaceutical manufacturing
- Uses FDA approved lubricants safe for use in food processing
- 1/4" diameter boron steel shackle with plated finish for corrosion resistance
- Over 10 000 unique key changes available
- Keyed different
- Removable 5-pin cylinder can be replaced or repined
- Safety colour recognition, plus high security
- Key retaining option available. Includes two keys per lock
- Optional shackle heights of 1", 1-1/2" or 3" are available upon request
- Your facility's padlocks can be key charted to ensure no key duplication on site... ask about this service
- For master keying, please call us

AMERICAN LOCK®



| Model No. | Mfg. No. | Colour | Body Width" | Body Height" | Shackle Clearance Width" Height" Dia." | Weight lbs. |
|-----------|----------|--------|-------------|--------------|--|-------------|
| SAO712 | A1105BLK | Black | 1 1/2 | 1 3/4 | 3/4 1 1/4 | 0.4 |
| SAO713 | A1105BLU | Blue | 1 1/2 | 1 3/4 | 3/4 1 1/4 | 0.4 |
| SAO714 | A1105GRN | Green | 1 1/2 | 1 3/4 | 3/4 1 1/4 | 0.4 |
| SAO715 | A1105ORJ | Orange | 1 1/2 | 1 3/4 | 3/4 1 1/4 | 0.4 |
| SAO716 | A1105RED | Red | 1 1/2 | 1 3/4 | 3/4 1 1/4 | 0.4 |
| SAO717 | A1105YLW | Yellow | 1 1/2 | 1 3/4 | 3/4 1 1/4 | 0.4 |

LOCKS & LOCKOUT DEVICES

LATCH TIGHT™ PORTABLE LOCK BOXES

- With new Latch Tight™ locking mechanism
- English, Spanish, French message on box
- Accepts 12 padlocks or lockout hasps



**Master
Lock**

| Model No. | Mfg. No. | Colour |
|-----------|----------|--------|
| SAL519 | 498A | Red |

LABELED SNAP-ON HASPS

- Combines multiple-person lockout and tagout identification
- Features an easy-to-apply "snap-on" advantage with its spring-loaded locking arm
- Fits more lockout points than alternative rivet-hinge labeled lockout hasps
- Anodised aluminum and stainless steel construction for combined corrosion resistance and strength
- Up to five workers can apply their personal safety locks
- Complete with high-visibility permanent safety labels (English, French and Spanish) that can be written on to identify the responsible person and then erased for the next job



**Master
Lock**

| Model No. | Mfg. No. | Colour |
|-----------|----------|--------|
| SAL541 | 427 | Red |

ROTATING GATE VALVE LOCKOUTS

- Unique, patent-pending outward rotation allows for easier installation in confined space applications
- Each size rotates into itself
- Each size nests within the next larger size
- Tough, lightweight, dielectric Zenex™ thermoplastic bodies withstand chemicals; perform effectively in extreme conditions (temperature range -50°F (-46°C) to 350°F (177°C))
- Up to four workers can apply their personal safety locks
- Red lockout colour identifies the safety lockout application
- Complete with high-visibility permanent safety labels (English, French and Spanish) that can be written on to identify the responsible person and then erased for the next job



SAL531



SAL528



SAL529

**Master
Lock**

| Model No. | Mfg. No. | Description |
|-----------|----------|---|
| SAL526 | 480 | Fits 1" to 3" Diameter Valve Handle |
| SAL527 | 481 | Fits 2" to 5" Diameter Valve Handle |
| SAL528 | 482 | Fits 4" to 6 1/2" Diameter Valve Handle |
| SAL529 | 483 | Fits 6" to 10" Diameter Valve Handle |
| SAL530 | 484 | Fits 8" to 13" Diameter Valve Handle |
| SAL531 | 485 | 1 Set Consists of 1 x SAL526, SAL527, SAL528, SAL529 & SAL530 |

ADJUSTABLE CABLE LOCKOUTS

- Infinitely adjustable for a secure fit every time
- Integrated, single-piece safety hasp and cable for ease-of-use
- Ideal for both multiple circuit breaker panel and side-by-side gate valve lockouts
- Tough, lightweight, Zenex™ thermoplastic body withstands chemicals; performs effectively in extreme conditions
- Up to four workers can apply their personal safety locks
- Red lockout colour identifies the safety lockout application
- Complete with high-visibility permanent safety labels (English, French and Spanish) that can be written on to identify the responsible person and then erased for the next job
- Custom cable lengths available



**Master
Lock**

| Model No. | Mfg. No. | Description |
|-----------|----------|---------------------------|
| SED596 | S806CBL3 | Cable Lockout w/3' Cable |
| SED597 | S806 | Cable Lockout w/6' Cable |
| SED598 | S806BL15 | Cable Lockout w/15' Cable |

LOCKOUT STATIONS

VIRTUALLY INDESTRUCTIBLE, THE STRONGEST STATIONS AVAILABLE!

- Integrated, 1-piece molded construction eliminates loose parts
- Resilient polycarbonate material provides twice the heat resistance and quadruples the impact strength of typical stations
- Reinforced snap-lock clips provide easy padlock and hasp storage and removal
- Exclusive translucent lockable cover protects contents and prevents loss of valuable safety lockout padlocks
- Zenex™ locks available with up to 100 000 key changes available to fit even the largest lockout systems
- Lockout stations are bilingual with English/French labels and lockout tags
- Compliant with OSHA "One employee, One lock, One key" directive

4-LOCK STATION INCLUDES:

- Four Master Lock® Safety Series™ Padlocks
- Two Safety Series™ hasps for lockouts by up to six workers
- 12 Safety Series™ heavy-duty bilingual Do Not Operate lockout I.D. tags with brass grommets
- Dimensions: 12 1/4" x 16" x 1 3/4"



SA0602

| Model No. | Mfg. No. | Description |
|-----------|---------------|---|
| SGW123 | 1482B | Base only |
| SA0602 | 1482BP410FRC | Station with Zenex™ Padlocks |
| SA0603 | 1482BP1106FRC | Station with American Lock® Aluminum Padlocks |

SAFETY LOCKOUT HASP

- For use when more than one employee is part of a lockout procedure
- Attached to energy disconnect
- Galvanized steel jaw with red vinyl coating on handle
- Max. No. of Padlocks: 6
- Colour: Red
- Inside Jaw Clearance: 1"
- Jaw Diameter: 0.25"



SGY226

ZENITH®
Safety Products

| Model No. | Dimensions |
|-----------|-------------|
| SGY226 | 4.5" x 1.5" |
| SGY227 | 5" x 1.5" |

ROTATING ELECTRICAL PLUG LOCKOUTS

- Outward/inward rotation allows for easier installation and storage
- Surrounds the electrical plug; protects against accidental reconnection
- Each size rotates into itself to fit effectively into safety tool boxes
- Tough, lightweight, dielectric Zenex™ thermoplastic bodies withstand chemicals; perform effectively in extreme conditions (temperature range -50°F (-46°C) to 350°F (177°C))
- Red lockout colour identifies the safety lockout application
- Complete with high-visibility permanent safety labels (English, French and Spanish)
- SAL521 labels can be written on to identify the responsible person and then erased for the next job



SAL520

Padlock not included



SAL521

| Model No. | Mfg. No. | For Electrical Plugs Up To |
|-----------|----------|---|
| SAL520 | 487 | 2 1/4" Dia. x 3 1/4" w/Cord Dia. up to 3/4" (Most 110- and Many 220-Volt Plugs) |
| SAL521 | 488 | 3" Dia. x 6" w/Cord Dia. up to 3/4" (Most 220- and 550-Volt Plugs) |

SPILL CONTROL

SPILL KITS ALLOW FOR IMMEDIATE CLEAN-UP OF SPILLS

Choice of oil, universal or hazmat kits. Oil kits can handle oil and fuel spills on land or on water. Universal kits handle more general purpose spills such as acids, caustics (bases), common fluids such as coolants, ethanol, pesticides and solvents. Hazmat kits handle chemical and more toxic fluids.



95-GALLON SPILL KITS

- 50 Sorbent Pads, 15" x 17"
- 5 Sorbent Socks, 3" x 48"
- 5 Sorbent Pillows, 8" x 18"
- 4 Sorbent Booms, 5" x 10'
- 1 Sorbent Roll, 15" x 150'
- 1 Drain Cover, 36" x 36"
- 1 Caution Tape, 3" x 300'
- 2 Pairs Nitrile Gloves, XL (10)
- 2 Pairs Safety Goggles, One Size
- 2 Microporous Coveralls, XL
- 10 Disposal Bags, 26" x 36"



Mobile Version



| Description | Oil Only Model No. | Universal Model No. | Hazmat Model No. |
|------------------|--------------------|---------------------|------------------|
| Spill Kit | SEJ262 | SEI167 | SEJ263 |
| Mobile Spill Kit | SEJ264 | SEI494 | SEJ265 |
| Replacement Kit* | SEJ824 | SEI873 | SEJ826 |

*Replacement kit does not include original package container

55-GALLON SPILL KITS

- 50 Sorbent Pads, 15" x 17"
- 5 Sorbent Socks, 3" x 48"
- 3 Sorbent Socks, 3" x 120"
- 1 Drain Cover, 36" x 36"
- 1 Pair Nitrile Gloves, XL (10)
- 2 Microporous Coveralls, XL
- 1 Pair Safety Goggles, One Size
- 3 Disposal Bags, 26" x 36"



| Description | Oil Only Model No. | Universal Model No. | Hazmat Model No. |
|------------------|--------------------|---------------------|------------------|
| Spill Kit | SEI196 | SEI195 | SEJ271 |
| Replacement Kit* | SEI576 | SEJ833 | SEJ834 |

*Replacement kit does not include original package container

5-GALLON ECONOMY SPILL KITS

- 10 Sorbent Pads, 15" x 17"
- 1 Sorbent Sock, 3" x 48"
- 1 Pair Nitrile Gloves, XL (10)
- 1 Disposal Bag, 26" x 36"

SEI265



| Description | Oil Only Model No. | Universal Model No. | Hazmat Model No. |
|------------------|--------------------|---------------------|------------------|
| Spill Kit | SEI266 | SEI265 | SEJ287 |
| Replacement Kit* | SEJ860 | SEJ861 | SEJ862 |

*Replacement kit does not include original package container

63-GALLON SPILL KITS

- 100 Sorbent Pads, 15" x 17"
- 4 Sorbent Socks, 3" x 120"
- 4 Sorbent Pillows, 18" x 18"
- 1 Drain Cover, 36" x 36"
- 1 Optisorb®, 25-lb. Bag
- 2 Pairs Nitrile Gloves, XL (10)
- 2 Pair Safety Goggles, One Size
- 3 Disposal Bags, 26" x 36"

Mobile Version



| Description | Oil Only Model No. | Universal Model No. |
|------------------|--------------------|---------------------|
| Mobile Spill Kit | SEI198 | SHB361 |
| Replacement Kit* | SEI943 | SHB360 |

*Replacement kit does not include original package container

30-GALLON SPILL KITS

- 75 Sorbent Pads, 15" x 17"
- 4 Sorbent Socks, 3" x 120"
- 1 Drain Cover, 36" x 36"
- 1 Caution Tape, 3" x 300'
- 2 Pairs Nitrile Gloves, XL (10)
- 2 Pairs Safety Goggles, One Size
- 2 Microporous Coveralls, XL
- 5 Disposal Bags, 26" x 36"



| Description | Oil Only Model No. | Universal Model No. | Hazmat Model No. |
|------------------|--------------------|---------------------|------------------|
| Spill Kit | SEJ275 | SEI165 | SEJ276 |
| Replacement Kit* | SEJ839 | SEI614 | SEJ840 |

*Replacement kit does not include original package container

20-GALLON SPILL KITS

- 50 Sorbent Pads, 15" x 17"
- 4 Sorbent Socks, 3" x 48"
- 2 Sorbent Pillows, 8" x 18"
- 1 Pair Nitrile Gloves, XL (10)
- 1 Pair Safety Goggles, One Size
- 1 Disposal Bag, 26" x 36"



| Description | Oil Only Model No. | Universal Model No. | Hazmat Model No. |
|------------------|--------------------|---------------------|------------------|
| Spill Kit | SEJ291 | SEI164 | SEJ277 |
| Replacement Kit* | SEJ841 | SEJ842 | SEJ843 |

*Replacement kit does not include original package container

10-GALLON VEHICLE SPILL KITS

- 20 Sorbent Pads, 15" x 17"
- 2 Sorbent Socks, 3" x 48"
- 2 Sorbent Pillows, 8" x 18"
- 1 Repair Putty, 4 oz.
- 1 Pair Nitrile Gloves, XL (10)
- 1 Pair Safety Goggles, One Size
- 2 Disposal Bags, 26" x 36"




| Description | Oil Only Model No. | Universal Model No. | Hazmat Model No. |
|------------------|--------------------|---------------------|------------------|
| Spill Kit | SEI184 | SEI183 | SEJ284 |
| Replacement Kit* | SEI888 | SEI889 | SEJ851 |

*Replacement kit does not include original package container

BONDED SORBENT PADS & ROLLS

- 100% bonded polypropylene fibre
- Ideal for applications that require increased tensile strength
- More durable than traditional meltblown sorbents
- Bonded pads offer low linting and permit an easy clean up
- All universal and hazmat pads and rolls are static resistant and made of up to 90% recycled materials
- All sorbent pads and rolls have absorption capacities of more than 25x their weight
- Rolls are perforated along the middle & cross direction every 18"
- Sold per package



OIL ONLY


| Model No. | Weight | Dimensions L x W | Absorbency/Pkg. Gallons | Qty /Pkg. |
|-----------|--------|------------------|-------------------------|-----------|
|-----------|--------|------------------|-------------------------|-----------|

PADS – OIL ONLY

| | | | | |
|--------|--------|-----------|----|-----|
| SEJ934 | Heavy | 15" x 18" | 30 | 100 |
| SEH968 | Heavy | 15" x 17" | 8 | 25 |
| SEH969 | Medium | 15" x 17" | 25 | 100 |
| SEI999 | Light | 15" x 17" | 15 | 100 |
| SEH970 | Light | 15" x 17" | 30 | 200 |

ROLLS – OIL ONLY

| | | | | |
|--------|--------|------------|----|---|
| SEH972 | Heavy | 150' x 30" | 50 | 1 |
| SEH971 | Heavy | 150' x 15" | 25 | 1 |
| SEJ001 | Medium | 150' x 30" | 40 | 1 |
| SEJ002 | Medium | 150' x 15" | 20 | 1 |
| SEH973 | Light | 300' x 30" | 55 | 1 |



UNIVERSAL


| Model No. | Weight | Dimensions L x W | Absorbency/Pkg. Gallons | Qty /Pkg. |
|-----------|--------|------------------|-------------------------|-----------|
|-----------|--------|------------------|-------------------------|-----------|

PADS – UNIVERSAL

| | | | | |
|--------|--------|-----------|----|-----|
| SEJ935 | Heavy | 15" x 17" | 30 | 100 |
| SEH959 | Heavy | 15" x 17" | 8 | 25 |
| SEJ940 | Medium | 15" x 18" | 25 | 100 |
| SEH961 | Light | 15" x 17" | 15 | 100 |
| SEH962 | Light | 15" x 17" | 30 | 200 |

ROLLS – UNIVERSAL

| | | | | |
|--------|--------|------------|----|---|
| SEH966 | Heavy | 150' x 30" | 50 | 1 |
| SEH965 | Heavy | 150' x 15" | 25 | 1 |
| SEH964 | Medium | 150' x 30" | 40 | 1 |
| SEH963 | Medium | 150' x 15" | 20 | 1 |



HAZMAT

| Model No. | Weight | Dimensions L x W | Absorbency/Pkg. Gallons | Qty /Pkg. |
|-----------|--------|------------------|-------------------------|-----------|
|-----------|--------|------------------|-------------------------|-----------|

PADS – HAZMAT

| | | | | |
|--------|--------|-----------|----|-----|
| SEI007 | Heavy | 15" x 18" | 30 | 100 |
| SEJ004 | Medium | 15" x 17" | 25 | 100 |
| SEJ005 | Light | 15" x 17" | 15 | 100 |
| SEJ006 | Light | 15" x 18" | 30 | 200 |

ROLLS – HAZMAT

| | | | | |
|--------|--------|------------|----|---|
| SEI009 | Heavy | 150' x 30" | 50 | 1 |
| SEI008 | Heavy | 150' x 15" | 25 | 1 |
| SEJ008 | Medium | 150' x 30" | 40 | 1 |
| SEJ009 | Medium | 150' x 15" | 20 | 1 |

SORBENT PILLOWS

- Designed to recover and absorb large volumes of liquid
- Pillows can slide underneath dispensing units and machines to contain constant drips
- Oil only pillows are made from 100% polypropylene, and absorb more than 25x their weight
- Universal pillows are made from a polypropylene and cellulose blend, and absorb more than 18x their weight
- Sold per package



| Model No. | Dimensions L x W | Absorbency/Pkg. Gallons | Qty /Pkg. |
|-----------|------------------|-------------------------|-----------|
|-----------|------------------|-------------------------|-----------|

PILLOWS – OIL ONLY

| | | | |
|--------|-----------|----|----|
| SEH956 | 18" x 8" | 25 | 10 |
| SEH957 | 18" x 18" | 40 | 10 |

PILLOWS – UNIVERSAL

| | | | |
|--------|-----------|----|----|
| SEJ028 | 18" x 8" | 30 | 10 |
| SEJ029 | 18" x 18" | 45 | 10 |

PILLOWS – HAZMAT

| | | | |
|--------|-----------|----|----|
| SEI006 | 18" x 8" | 30 | 10 |
| SEI005 | 18" x 18" | 45 | 10 |

SORBENT SOCKS

- Durable polypropylene shell prevents tearing and offers maximum flexibility
- Perfect for surrounding leaking machinery and drains
- Oil only and hazmat socks are made from 100% polypropylene, and absorb more than 25x their weight
- Universal socks are made from a polypropylene and cellulose blend, and absorb more than 18x their weight
- Sold per package



| Model No. | Dimensions L x W | Absorbency/Pkg. Gallons | Qty /Pkg. |
|-----------|------------------|-------------------------|-----------|
|-----------|------------------|-------------------------|-----------|

SOCKS – OIL ONLY

| | | | |
|--------|----------|----|----|
| SEH953 | 4' x 3" | 25 | 12 |
| SEH955 | 10' x 3" | 45 | 10 |

SOCKS – UNIVERSAL


| | | | |
|--------|----------|----|----|
| SEJ938 | 4' x 3" | 20 | 12 |
| SEI048 | 10' x 3" | 40 | 10 |

SOCKS – HAZMAT

| | | | |
|--------|----------|----|----|
| SEJ941 | 4' x 3" | 40 | 25 |
| SEI004 | 10' x 3" | 45 | 10 |

RAG RUGS

- Made of 100% recycled cotton and polyester, with a binder on one side
- Excellent non-slip surface for work spaces
- Best suited for busy areas with leaks and drips
- Absorbs more than 12x its weight in oil, water, or chemicals
- Sold per package



| Model No. | Weight | Dimensions L x W | Absorbency/Pkg. Gallons | Qty /Pkg. |
|-----------|--------|------------------|-------------------------|-----------|
|-----------|--------|------------------|-------------------------|-----------|




ROLLS – UNIVERSAL

| | | | | |
|--------|-------|------------|----|---|
| SEI055 | Heavy | 150' x 36" | 61 | 1 |
|--------|-------|------------|----|---|

SPILL CONTROL

FINE FIBRE SORBENT PADS & ROLLS

- Premium fine fibre
- Bonded tri layered construction offers a smooth lint free finish that does not leave fibre residue behind
- Quickest absorption rate and increased durability
- Offers superior absorbency and strength
- Adheres well to floors to offer a secure footing
- All universal and hazmat pads and rolls are static resistant and made of up to 90% recycled materials
- All sorbent pads and rolls have absorption capacities of more than 25x their weight
- Sold per package



| Model No. | Weight | Dimensions L x W | Absorbency/Pkg. Gallons | Qty /Pkg. |
|--------------------------|--------|------------------|-------------------------|-----------|
| PADS – OIL ONLY | | | | |
| SEH974 | Heavy | 15" x 17" | 30 | 100 |
| SEH975 | Medium | 15" x 17" | 25 | 100 |
| SEI977 | Light | 15" x 17" | 30 | 200 |
| ROLLS – OIL ONLY | | | | |
| SEH976 | Heavy | 150' x 30" | 50 | 1 |
| SEH977 | Heavy | 150' x 15" | 25 | 1 |
| SEH978 | Medium | 150' x 30" | 40 | 1 |
| SEH979 | Medium | 150' x 15" | 20 | 1 |
| PADS – UNIVERSAL | | | | |
| SEJ936 | Heavy | 15" x 17" | 30 | 100 |
| SEH981 | Medium | 15" x 17" | 25 | 100 |
| SEI978 | Light | 15" x 17" | 30 | 200 |
| ROLLS – UNIVERSAL | | | | |
| SEH982 | Heavy | 150' x 30" | 50 | 1 |
| SEH983 | Heavy | 150' x 15" | 25 | 1 |
| SEH984 | Medium | 150' x 30" | 40 | 1 |
| SEH985 | Medium | 150' x 15" | 20 | 1 |
| PADS – HAZMAT | | | | |
| SEH986 | Heavy | 15" x 17" | 30 | 100 |
| SEI979 | Medium | 15" x 17" | 25 | 100 |
| SEH987 | Light | 15" x 17" | 30 | 200 |
| ROLLS – HAZMAT | | | | |
| SEH988 | Heavy | 150' x 30" | 50 | 1 |
| SEI980 | Heavy | 150' x 15" | 25 | 1 |
| SEI981 | Medium | 150' x 30" | 40 | 1 |
| SEI982 | Medium | 150' x 15" | 20 | 1 |

DRIP DAM™ ROOF LEAK DIVERTERS

- Fast & efficient response to overhead leaks
- Convenient hose connector with cap
- Fits 5/8" and 1/2" standard garden hose, not included
- High chemical resistance
- Lightweight, reusable and easy to store
- Material: HDPE
- Attach with four bungee cords or rubber tie downs (not included)



| Model No. | Dimensions' | | |
|-----------|-------------|---|----|
| SEI133 | 3 | x | 3 |
| SEI134 | 3 | x | 6 |
| SEI136 | 6 | x | 10 |
| SEI657 | 5 | x | 5 |
| SEI658 | 6 | x | 6 |
| SEI659 | 10 | x | 12 |
| SEI660 | 12 | x | 12 |



ROOF LEAK DIVERTER

- Divert roof leaks away from work areas
- Durable and chemical resistant PVC material with sewn in brass grommets
- Standard 3/4" hose connection
- Hose and bungee cords sold separately
- Material: PVC

| Model No. | Dimensions' | | |
|-----------|-------------|---|---|
| SGX009 | 3 | x | 3 |
| SGX010 | 5 | x | 5 |



ULTRA-RESPONSE SHOVEL® QUICK-RELEASE SHAFT

- Quick release shaft breaks down for easy storage and transport
- Length: 37"
- Material: Polyethylene

Model No. SGQ539
Mfg. No. 0404



NEOPRENE DRAIN COVERS

- Prevents contaminants from entering drain
- Resists oil, water and most aggressive chemicals, non-absorbing
- Cleans easily with soap and water between uses

| Model No. | Dimensions | | | |
|-----------|------------|---|----|--------|
| | L" | x | W" | Thick" |
| SGX724 | 36 | x | 36 | x 1/16 |
| SAP060 | 48 | x | 48 | x 1/16 |



ALL-PURPOSE GRANULAR SORBENT

- 99.5% natural diatomaceous earth
- Safely and quickly absorb water, grease, paint, alcohols, solvents, coolants, oils, and fuels
- Useful for spill containment, as a traction aid, and odour control
- For use in industrial plants, refineries, garages, workshops, machine shops, warehouses, and anywhere else a spill may occur
- Accepted for use in Canadian Food Processing Facilities
- Size: 25 lbs. (11.3kg)

Model No. SGX202



POLY-OVERPACK® 20 & 30 SALVAGE DRUMS

- Versatile units that can contain solids and sludges with security
- Nestable for compact shipment
- 1/2-turn lid for easy opening and closing
- Built-in shoulder for easy handling
- UN rated salvage drums



POLY-OVERPACK® 20 SALVAGE DRUM

- Accepts bottles, cans, and 5-gallon pails
- 20 US gallon sump capacity
- **Exterior dimensions:** 23" top dia. x 18" bottom dia. x 19" H
- **Interior dimensions:** 21 1/2" top dia. x 17" bottom dia. x 17 1/2" H

POLY-OVERPACK® 30 SALVAGE DRUM

- Unit can contain up to 16 US gallon drums
- 30 US gallon sump capacity
- **Exterior dimensions:** 23" top dia. x 18" bottom dia. x 30" H
- **Interior dimensions:** 21 1/2" top dia. x 17" bottom dia. x 28 1/2" H

| Model No. | Mfg. No. | Description | Wt. lbs. |
|-----------|----------|-------------------|----------|
| SAG189 | 1220-YE | Poly-Overpack® 20 | 10 |
| SAH551 | 1230-YE | Poly-Overpack® 30 | 13 |



POLY-OVERPACK® SALVAGE DRUM

- Takes industry standards to a whole new level
- Engineered with safety in mind
- Stacks, locks and transports more securely and efficiently than any other drum in the market
- Specifically designed to lock once stacked as a preventative measure for both employees and products
- Nesting lids create a safer and stronger nested stack for storage
- With a double start thread, unit only requires half a turn to tightly secure leaking drums
- Regulations: UN 1H2/X295/S, DOT 49 CFR 173.3(c), EPA, SPCC and NPDES
- **Exterior Dimensions:** 31.5" top dia. X 25.88" bottom dia. X 40" H
- **Interior Dimensions:** 27.5" top dia. X 24.5" bottom dia. X 36.5" H
- Sump Capacity: 95 US gallons
- Load Bearing Capacity: 650 lbs.
- Weight: 46.5 lbs.

Model No. SDM248
Mfg. No. 1095-YE



SPILL SCOOTER™

- 100% polyethylene construction
- Contains incidental spills and drips
- Spout included for easy draining
- Holds 55 US gallon drums
- Optional metal T-handle available separately, 36 5/8" long
- Dimensions: 35" Dia. x 9" H
- 500-lbs. load bearing capacity
- 11 US gallon capacity

Drum not included



| Model No. | Mfg. No. | Description | Wt. lbs. |
|-----------|----------|----------------|----------|
| SB767 | 5205-YE | Spill Scooter™ | 22 |
| SC554 | 5206-BK | T-Handle | 3 |

ULTRA-OVERPACKS® DRUM

- Screw top Ultra-Overpacks offer the highest UN and DOT certifications available
- Comply with UN Packaging Group 1 (X-Rating) and are certified for use as DOT Salvage Drums, 49 CFR 173.3
- Excellent chemical resistance, including acids, caustics and corrosives
- Convenient, no tools required closures are perfect for clean-up and spill response activities
- Nestable design and low tare weight allow convenient storage and reduced transportation costs
- Mobile/Stationary: Stationary



SDN722



| Model No. | Mfg. No. | Interior Dia." | Interior Height" | Capacity gal. | Top Outside Dia." | Bottom Outside Dia." | Outside Height" |
|-----------|----------|----------------|------------------|---------------|-------------------|----------------------|-----------------|
| SDN722 | 0580 | 32 | 37 | 95 | 32.25 | 25.5 | 41.25 |
| SDN725 | 0582 | 22.75 | 33.5 | 65 | 29 | 21 | 36.25 |

ULTRA-OVERPACKS® WHEELED DRUM

- Screw top Ultra-Overpacks offer the highest UN and DOT certifications available
- Comply with UN Packaging Group 1 (X-Rating) and are certified for use as DOT Salvage Drums, 49 CFR 173.3
- Excellent chemical resistance, including acids, caustics and corrosives
- Convenient, no tools required closures are perfect for clean-up and spill response activities
- Nestable design and low tare weight allow convenient storage and reduced transportation costs
- Has built-in wheels which eliminates the need for a separate dolly or other means of transport
- Mobile/Stationary: Mobile



| Model No. | Mfg. No. | Interior Dia." | Interior Height" | Capacity gal. | Top Outside Dia." | Bottom Outside Dia." | Outside Height" |
|-----------|----------|----------------|------------------|---------------|-------------------|----------------------|-----------------|
| SDN723 | 0584 | 32 | 37 | 95 | 32.25 | 25.5 | 48.5 |

LEAK CONTAINMENT DRUM DOLLIES

- Polyethylene dolly will not dent, corrode, or rust
- Handles 30 imp. Gal./37 US gal. & 45 imp. Gal./55 US gal. drums
- Solid bottom construction with a 2" lip contains spills up to 5 L
- Overall diameter: 24 1/4"
- Capacity: 1000 lbs.
- Grey



DC465



| Model No. | Caster Type | Caster" | O.A. Height" |
|-----------|--------------|---------|--------------|
| DC465 | Polyurethane | 3 | 7-5/8 |
| DC466 | Polyolefin | 3 | 7-5/8 |
| DC467 | Polyolefin | 4 | 8-5/8 |

SPILL CONTROL

ULTRA-SPILL PALLETS

- Specially constructed to support heavy loads and designed to be easily used and transported
- Constructed with a design called "The Cross of Life", which protects the pallet's structural integrity while bearing a heavy load over time
- 100% Polyethylene construction allows it to be compatible with a wide range of chemicals, while its low-rise walls give more accessibility for pouring
- Bright, safety yellow sidewalls are translucent, offering convenient visual leak detection
- Meets SPCC and EPA Container Storage Regulation 40 CFR 264.175 Spill Containment Regulations
- Sump Capacity: 66 US Gallons



| Model No. | Mfg. No. | Description | Dimensions L" x W" x H" | Load Bearing Cap. lbs. | Wt. lbs. |
|-----------|----------|-----------------------------|----------------------------|---------------------------|-------------|
| SDL583 | 1010 | 2-Drum Spill Pallet | 53 x 29 x 16 1/2 | 3000 | 63 |
| SDL584 | 1011 | 2-Drum Spill Pallet w/Drain | 53 x 29 x 16 1/2 | 3000 | 63 |
| SDL585 | 1000 | 4-Drum Spill Pallet | 53 x 53 x 11 3/4 | 6000 | 90 |
| SDL586 | 1001 | 4-Drum Spill Pallet w/Drain | 53 x 53 x 11 3/4 | 6000 | 90 |

LOW-PROFILE IN-LINE POLY-SPILLPALLET™ 3000

- 100% polyethylene
- Holds four 55 US gallon drums
- Low 12" profile
- Non-skid, removable grates
- Load bearing capacity of 3000 lbs.
- Sump capacity of 66 US gallons
- Poly-Ramp™ allows for easy loading of pallet



| Model No. | Mfg. No. | Description | Dimensions L" x W" x H" | Wt. lbs. |
|-----------|-----------|---------------------------|----------------------------|-------------|
| SB762 | 5102-YE | Poly-SpillPallet™ | 98 x 25 1/4 x 12 | 78 |
| SB763 | 5102-YE-D | Poly-SpillPallet™ w/Drain | 98 x 25 1/4 x 12 | 78 |
| SAQ186 | 5039-BK | Poly-Ramp™ | 68 x 30 3/4 x 12 1/2 | 65 |

POLY-SLIM-LINE™ SPILL PALLETS

- 100% polyethylene with removable grates
- Features a low 12" profile
- Load bearing capacity of 8000 lbs.
- Sump capacity of 66 US gallons

MULTI-PURPOSE RACKER/STACKER™

- Holds up to two 55 US gallon drums
- Unit can be placed on the floor (no sump) or on the Poly-Slim Line™
- Load bearing capacity of 2400 lbs.
- Use with the Poly-Shelf™ for easy dispensing into 5 or 6-gallon pails
- Forkliftable



SR442



| Model No. | Mfg. No. | Description | Dimensions L" x W" x H" | Wt. lbs. |
|-----------|-----------|-------------------------------|----------------------------|-------------|
| SE408 | 5400-YE | Poly-Slim-Line™ | 54 x 54 x 12 | 84 |
| SE409 | 5400-YE-D | Poly-Slim-Line™ w/Drain | 49 x 49 x 8.75 | 84 |
| SE410 | 6004-YE | Multi-Purpose Racker/Stacker™ | 48 1/2 x 41 x 20 | 60 |
| SB773 | 6003-YE | Poly-Shelf™ | 17 x 22 x 17 1/2 | 8 |
| SAQ186 | 5039-BK | Poly-Ramp™ | 68 x 30 3/4 x 12 1/2 | 65 |
| SR442* | 6005-BK | Universal® Well Liner | 14 1/2 x 17 1/2 x 2 1/2 | 1.5 |

*Can also be used with Poly-Dolly®

POLY-DOLLY®

THE MULTI-FUNCTIONAL, TWO-WHEEL DISPENSING STATION!

- Transports 55 US gallon drums with ease
- Tilts to become an efficient self-dispensing station
- Acts as its own secondary containment unit
- Integrally molded handles for extra strength
- Double looped strap for easy loading
- Accessible to forklift from the rear
- Raised ribbed dispensing well
- Drain plug for removal of contents from sump
- Available as an all terrain dolly
- Dimensions:
69" L x 32 1/2" W x 26 1/2" H
- 70 US gallon sump capacity
- 600-lbs. load bearing capacity

Drum Not Included

SB769



| Model No. | Mfg. No. | Description | Wt. lbs. |
|-----------|-----------|-----------------|-------------|
| SB769 | 5300-YE | Poly-Dolly® | 83 |
| SB770* | 5300-YE-A | Poly-Dolly® ATD | 91 |

*All terrain dolly with heavy-duty semi-pneumatic rubber wheels



THE POLY-RACK™ SYSTEM

THE MOST EFFICIENT DISPENSING/STORAGE SYSTEM!

POLY-RACKER™

- One-piece polyethylene rack that holds two 55 US gallon drums
- 100 plus gallon containment sump
- Deep dispensing well easily holds 5-gallon pails
- Both sides of the unit have a drain plug
- Entire unit can be transported by forklift
- Rated to hold up to 3000 lbs.

POLY-STACKER™

- Holds two 55 US gallon drums
- Can be quickly stacked with a forklift
- Any spills from the second and third level falls into the dispensing well for containment and easy cleanup

POLY-SHELF™

- It easily attaches to Poly-Stacker™
- Allows simultaneous dispensing from all drums
- A hole in the bottom of the Poly-Shelf™ drains into the dispensing well in the Poly-Racker™

| Model No. | Mfg. No. | Description | Max Capacity lbs. | Dimensions L" x W" x H" | Wt. lbs. |
|-----------|----------|----------------------|----------------------|----------------------------|-------------|
| SB771 | 6000-YE | Poly-Racker™ | 3000 | 49 x 53 x 23 | 105 |
| SB772 | 6002-YE | Poly-Stacker™ | 2400 | 49 x 41 x 13 | 50 |
| SR466 | 6006-YE | Single Poly-Racker™ | 1600 | 31 x 53 x 32 | 95 |
| SR467 | 6007-YE | Single Poly-Stacker™ | 800 | 31 x 40 1/2 x 20 | 45 |
| SB773* | 6003-YE | Poly-Shelf™ | 60 | 17 x 22 x 17 1/2 | 8 |

*Use only with Poly-Stacker™ or single Poly-Stacker™



Drums Not Included



EAGLE MODULAR SPILL PLATFORM

- Seamless construction eliminates leaks
- High density polyethylene (HDPE) construction with lead-free UV protectant provides excellent chemical resistance and impact durability for long life
- Black models made with 100% recycled HDPE
- Removable HDPE flat top grates for simplified cleaning



SGJ278

SGJ279

Drums not included



| Black Model No. | Mfg. No. | Yellow Model No. | Mfg. No. | Description | Spill Cap. | Load Cap. | L" | Dimensions x W" x H" | Compatible W/Ramp | Forklift Pockets |
|--------------------|----------|------------------|----------|--|--------------|------------|--------|----------------------|-------------------|------------------|
| SGJ274 | 1633B | SGJ275 | 1633 | 1 Drum Platform | 15 US gal. | 2000 lbs. | 26 | x 26-1/4 x 6-1/2 | No | No |
| SGJ276 | 1633BD | SGJ277 | 1633D | 1 Drum Platform w/Drain | 15 US gal. | 2000 lbs. | 26 | x 26-1/4 x 6-1/2 | No | No |
| SGJ278 | 1632B | SGJ279 | 1632 | 2 Drum Platform | 30 US gal. | 5000 lbs. | 51-1/2 | x 26-1/4 x 6-1/2 | Yes | Yes |
| SGJ280 | 1632BD | SGJ281 | 1632D | 2 Drum Platform w/Drain | 30 US gal. | 5000 lbs. | 51-1/2 | x 26-1/4 x 6-1/2 | Yes | Yes |
| - | - | SGJ282 | 16323 | 3 Drum In-Line Platform | 45 US gal. | 5000 lbs. | 77-1/2 | x 26-1/4 x 6-1/2 | Yes | Yes |
| SGJ283 | 1635B | SGJ284 | 1635 | 4 Drum Square Platform | 60.5 US gal. | 10000 lbs. | 51-1/2 | x 51-1/2 x 6-1/2 | Yes | Yes |
| SGJ285 | 1635BD | SGJ286 | 1635D | 4 Drum Square Platform w/Drain | 60.5 US gal. | 10000 lbs. | 51-1/2 | x 51-1/2 x 6-1/2 | Yes | Yes |
| SGJ287 | 1647B | SGJ288 | 1647 | 4 Drum In-Line Platform | 60.5 US gal. | 10000 lbs. | 26-1/4 | x 103-1/2 x 6-1/2 | Yes | No |
| SGJ289 | 1647BD | SGJ290 | 1647D | 4 Drum In-Line Platform w/Drain | 60.5 US gal. | 10000 lbs. | 26-1/4 | x 103-1/2 x 6-1/2 | Yes | No |
| SGJ291 | 1686B | SGJ292 | 1686 | 6 Drum Platform | 88 US gal. | 10000 lbs. | 51-1/2 | x 78-1/4 x 6-1/2 | Yes | No |
| SGJ293 | 1686BD | SGJ294 | 1686D | 6 Drum Platform w/Drain | 88 US gal. | 10000 lbs. | 51-1/2 | x 78-1/4 x 6-1/2 | Yes | No |
| SGJ295 | 1688B | SGJ296 | 1688 | 8 Drum Platform | 121 US gal. | 10000 lbs. | 51-1/2 | x 103 x 6-1/2 | Yes | No |
| SGJ297 | 1688BD | SGJ298 | 1688D | 8 Drum Platform w/Drain | 121 US gal. | 10000 lbs. | 51-1/2 | x 103 x 6-1/2 | Yes | No |
| SGJ314 | 1689B | SGJ315 | 1689 | Ramp | - | 1500 lbs. | 32 | x 45-1/2 x 8 | - | - |
| ACCESSORIES | | | | | | | | | | |
| SGJ299 | 1642S | | | 1 drum grate for 1 drum and 3 drum in-line unit | | | 25-1/4 | x 25-1/4 x 1-1/2 | | |
| SGJ300 | 1642IB | | | 2 drum grate for all sizes except 1 drum and 3 drum in-line unit | | | 25-1/4 | x 50-1/2 x 1-1/2 | | |

EAGLE SPILL CONTAINMENT PALLET

- Seamless construction eliminates leaks making them ideal for drum filling and dispensing operations - models available with and without drain
- High density polyethylene (HDPE) construction with lead-free UV protectant provides excellent chemical resistance and impact durability for long life
- Black models made with 100% recycled HDPE
- Removable HDPE flat top grates for simplified cleaning
- Forklift pockets make relocation easy
- EPA compliant and supports SPCC, unless noted



SGJ305

Drums not included



SGJ310

| Black Model No. | Mfg. No. | Yellow Model No. | Mfg. No. | Description | Spill Cap. | Load Cap. | L" | Dimensions x W" x H" | Compatible W/Ramp |
|--------------------|----------|------------------|----------|---|-------------|-----------|--------|----------------------|-------------------|
| SGJ301 | 1620BND | SGJ302 | 1620ND | 2 Drum Pallet | 66 US gal. | 4000 lbs. | 26-1/4 | x 51 x 13-3/4 | No |
| SGJ303 | 1620B | SGJ304 | 1620 | 2 Drum Pallet w/Drain | 66 US gal. | 4000 lbs. | 26-1/4 | x 51 x 13-3/4 | No |
| SGJ305 | 1645BND | SGJ306 | 1645ND | 4 Drum Square Pallet | 66 US gal. | 8000 lbs. | 51-1/2 | x 51-1/2 x 8 | Yes |
| SGJ307 | 1645B | SGJ308 | 1645 | 4 Drum Square Pallet w/Drain | 66 US gal. | 8000 lbs. | 51-1/2 | x 51-1/2 x 8 | Yes |
| SGJ309 | 1640BND | SGJ310 | 1640ND | 4 Drum Square Pallet, High Capacity | 132 US gal. | 8000 lbs. | 51 | x 52-1/2 x 13-3/4 | Yes |
| SGJ311 | 1640B | SGJ312 | 1640 | 4 Drum Square Pallet w/Drain, High Capacity | 132 US gal. | 8000 lbs. | 51 | x 52-1/2 x 13-3/4 | Yes |
| - | - | SGJ313 | 1646 | 4 Drum Nestable Pallet | 66 US gal. | 6000 lbs. | 58-1/2 | x 58-1/2 x 7-3/4 | Yes |
| SGJ314 | 1689B | SGJ315 | 1689 | Ramp | - | 1500 lbs. | 32 | x 45-1/2 x 8 | - |
| ACCESSORIES | | | | | | | | | |
| SGJ300 | 1642IB | | | 2 drum grate for all sizes except SGJ313 | | | 25-1/4 | x 50-1/2 x 1-1/2 | |
| SGJ316 | 1642B | | | 2 drum grate for SGJ313 | | | 25-1/4 | x 50-1/2 x 1-1/2 | |

EYE PROTECTION

Z100 SERIES SAFETY GLASSES

- Traditional design with integral sideshields
- Scratch-resistant polycarbonate lens with UV protection
- Adjustable temples provide a superior comfort and fit
- Molded-in nose bridge
- Distortion-free
- Black frame
- Compliant with CSA standard Z94.3

| Model No. | Lens Tint |
|-----------|-----------------|
| SEH642 | Clear |
| SGF244 | Clear, Anti-Fog |



Z200 SERIES SAFETY GLASSES

- Superior protection at an economical price
- Ideal visitor spectacle
- Molded-in nose bridge
- Polycarbonate lens with UV protection
- Distortion-free
- Compliant with CSA standard Z94.3

| Model No. | Lens Tint |
|-----------|-----------------|
| SEF024 | Clear |
| SGF243 | Clear, Anti-Fog |



Z500 SERIES SAFETY GLASSES

- Frameless design with extended wraparound coverage
- Scratch-resistant polycarbonate lens with UV protection
- Non-slip rubber head grips
- Distortion-free
- Compliant with CSA standard Z94.3 and ANSI Z87+

| Model No. | Lens Tint |
|-----------|----------------------|
| SAP877 | Clear |
| SEB183 | Clear, Anti-Fog |
| SAS362 | Grey/Smoke |
| SGQ769 | Grey/Smoke, Anti-Fog |
| SAS363 | Amber |
| SAS364 | Blue |
| SEA551 | I/O Blue Mirror |
| SEE955 | Orange |



Z600 SERIES SAFETY GLASSES

- Frameless design with extended wraparound coverage
- Scratch resistant polycarbonate lens with UV protection
- Flexible temple design for added durability
- Near total seal of the eye provides superior protection
- Distortion-free
- Compliant with CSA standard Z94.3 and ANSI Z87+

| Model No. | Lens Tint |
|-----------|-----------------|
| SAW920 | Clear |
| SGF241 | Clear, Anti-Fog |
| SGF242 | Grey/Smoke |



Z700 SERIES SAFETY GLASSES

- Frameless design with extended wraparound coverage
- Scratch-resistant polycarbonate lens with UV protection
- Ultra-soft non-slip nosepiece
- Flexible temple provides added durability
- Distortion-free
- Compliant with CSA standard Z94.3

| Model No. | Lens Tint |
|-----------|-----------------|
| SAX442 | Clear |
| SFU768 | Grey/Smoke |
| SFU769 | Clear, Anti-Fog |



Z3400 SERIES SAFETY GLASSES

- Sporty and translucent temple design
- Streamline temple arm for best comfort
- Dual-injected rubber at the end of the temple that will not peel off easily
- Anatomically-shaped nose-piece that will adapt to most face contours
- Polarized lenses for outdoor activities to reduce glare and to see sharper and clearer
- Standard(s) Met: CSA Z94.3, ANSI Z87+
- Lens Coating: Anti-Scratch

ZENITH
Safety Products



| Model No. | Lens Tint |
|-----------|------------|
| SGW885 | Grey/Smoke |

Z3500 SERIES SAFETY GLASSES

- Sporty design
- Flexible and lightweight for all-day comfort
- Nosepiece features integrated ridges to divert sweat
- Features neck cord to reduce risk of damage when not being worn
- Ideal for indoor use
- Distortion-free lenses
- Scratch-resistant polycarbonate lens with UV protection
- Standard(s) Met: CSA Z94.3, ANSI Z87+

SGV576



| Model No. | Lens Tint | Lens Coating |
|-----------|--------------------|--------------|
| SGY575 | Clear | Anti-Scratch |
| SGY576 | Grey, Smoke Mirror | Anti-Scratch |

ZENITH
Safety Products

Z1500 SERIES SAFETY GLASSES

- Modern design with extended wraparound coverage
- Scratch-resistant polycarbonate lens with UV protection
- Ultra soft non-slip nosepiece
- Distortion-free
- White frame
- Compliant with CSA standard Z94.3

ZENITH
Safety Products

| Model No. | Lens Tint |
|-----------|-----------------|
| SEC955 | Clear |
| SEI524 | Grey/Smoke |
| SEI525 | Amber |
| SEI526 | Blue |
| SEI527 | I/O Mirror |
| SEI528 | Clear, Anti-Fog |



Z1600 SERIES SAFETY GLASSES

- Modern design with extended wraparound coverage
- Scratch-resistant polycarbonate lens with UV protection
- Ultra soft non-slip nosepiece
- Extendable and ratchet temple provides superior comfort and fit
- Distortion-free
- Black frame
- Compliant with CSA standard Z94.3

ZENITH
Safety Products

| Model No. | Lens Tint |
|-----------|-----------|
| SEE817 | Clear |



Z1800 SERIES SAFETY GLASSES

- Readers Lens
- Sporty design with extended wraparound coverage
- Scratch resistant polycarbonate lens with UV protection
- Ultra-soft non slip nosepiece
- Adjustable temples provide a superior comfort and fit
- Black frame
- Distortion-free
- Compliant with CSA standard Z94.3.

ZENITH
Safety Products

| Model No. | Lens Tint | Diopter |
|-----------|-----------|---------|
| SEH013 | Clear | 1.0 |
| SEH014 | Clear | 1.5 |
| SEH015 | Clear | 2.0 |
| SEH016 | Clear | 2.5 |



Z3000 SERIES SAFETY GLASSES

- Modern full frame design with extended wraparound coverage
- Scratch resistant polycarbonate lens with UV protection
- Ultra-soft non-slip nosepiece
- Black frame
- Distortion-free
- Standard(s) Met: CSA Z94.3, ANSI Z87+



SGU275

| Model No. | Lens Tint | Lens Coating |
|-----------|-----------------------|-----------------------|
| SGU271 | Clear | Anti-Scratch |
| SGU272 | Grey/Smoke | Anti-Scratch |
| SGU273 | Amber | Anti-Scratch |
| SGU274 | Blue | Anti-Scratch |
| SGU275 | Indoor/Outdoor Mirror | Anti-Scratch |
| SGU276 | Clear | Anti-Fog/Anti-Scratch |
| SGU277 | Grey/Smoke | Anti-Fog/Anti-Scratch |



Z3600 ECO SERIES SAFETY GLASSES

- Flexible nylon frame features a special streamlined designed for a more comfortable fit than normal dual-lens models
- Flexible and lightweight for all-day comfort
- Simple but classic dual frame design with unique diamond-cut curvature
- Ideal for professional and at-home users
- Both the environmentally friendly frame and plastic packaging are made from recycled materials
- Distortion-free lenses
- Standard(s) Met: ANSI Z87+/CSA Z94.3
- Lens Tint: Clear
- Lens Coating: Anti-Scratch
- Frame Colour: Black

Model No. SGZ359



Z2400 SERIES SAFETY GLASSES

- Frameless design with extended wraparound coverage
- Scratch-resistant polycarbonate lens with UV protection
- Flexible temple for added durability and flexibility to the frame
- Distortion-free lenses
- Compliant to CSA standard Z94.3 and ANSI Z87+



SET315



| Model No. | Lens Tint | Lens Coating |
|-----------|-----------------|--------------|
| SET315 | Clear | Anti-Scratch |
| SET316 | Grey/Smoke | Anti-Scratch |
| SET317 | Amber | Anti-Scratch |
| SET318 | Blue | Anti-Scratch |
| SET319 | I/O Blue Mirror | Anti-Scratch |
| SET320 | Clear | Anti-Fog |
| SGQ770 | Grey/Smoke | Anti-Fog |



SET317

Z2500 SERIES SAFETY GLASSES

- Sporty design with extended wraparound coverage
- Scratch resistant polycarbonate lens with UV protection
- Non-slip, extremely flexible temples provide superior comfort and fit
- Distortion-free
- Available with or without foam gasket
- Compliant to CSA standard Z94.3 and ANSI Z87+



SDN708



| Model No. | Lens Tint | Lens Coating |
|-----------------------------------|-----------------------|--------------|
| SDN701 | Clear | Anti-Scratch |
| SDN702 | Grey/Smoke | Anti-Scratch |
| SDN703 | Amber | Anti-Scratch |
| SDN704 | Blue | Anti-Scratch |
| SDN705 | Indoor/Outdoor Mirror | Anti-Scratch |
| SDN706 | Clear | Anti-Fog |
| WITH REMOVABLE FOAM GASKET | | |
| SDN707 | Clear | Anti-Scratch |
| SDN708 | Grey/Smoke | Anti-Scratch |
| SDN709 | Indoor/Outdoor Mirror | Anti-Scratch |
| SDN710 | Clear | Anti-Fog |

Z2600 SERIES SAFETY GLASSES

- Narrow fit is suited for smaller facial features
- Frameless design with extended wraparound coverage
- Scratch-resistant polycarbonate lens with UV protection
- Flexible temple design for added durability
- Non-slip rubber head grips
- Near total seal of the eye provides superior protection
- Distortion-free
- Compliant to CSA standard Z94.3 and ANSI Z87+



SGF151

| Model No. | Lens Tint |
|-----------|-----------------|
| SGF150 | Clear |
| SGF151 | Grey/Smoke |
| SGF152 | Clear, Anti-Fog |

Z2700 OTG SERIES SAFETY GLASSES

- Designed to fit over regular prescription glasses
- Ratchet temple provides superior comfort and fit
- 99.9% UVA & UVB protection
- Lens Coating: Anti-Scratch
- Frame Colour: Black
- Compliant to CSA standard Z94.3 and ANSI Z87+



| Model No. | Lens Tint |
|-----------|-----------------|
| SGF734 | Clear |
| SGF735 | Clear, Anti-Fog |

Z1100 SERIES GOGGLES

- Indirect ventilation
- Can be used over most prescription eyewear
- Compliant with CSA standard Z94.3

Model No. SEK294



GOGGLES W/SAFETY SHIELD

- Indirect ventilation and a polycarbonate shield for full face protection
- Face shield detaches from the goggles
- Curved face shield conforms to the shape of the users face for added protection
- Can be used over most prescription eyewear
- Compliant with CSA standard Z94.3

Model No. SEL095



HEAD PROTECTION

WHISTLER HARD HAT - TYPE 1

- Sleek & modern style
- Lightweight high density polyethylene
- Rain trough & slotted design shell to accommodate all the latest accessories such as hearing protection, face shields, forestry kits or welding protection
- Attachment points for chin straps
- Comfortable 4-point nylon webbing suspension
- Large printing surfaces for company logo's on front, sides & back
- Certification(s): ANSI Type I/CSA Type 1

SFY580



| Model No. | Mfg. No. | Colour |
|----------------------------|-----------|------------------------|
| "SURE-LOCK" RATCHET | | |
| SFY466 | HP241/01 | White |
| SFY580 | HP241/02 | Yellow |
| SFY570 | HP241/07 | Sky Blue |
| SFY540 | HP241/08 | Navy Blue |
| SFY522 | HP241/31 | High Visibility Orange |
| "SURE-LOCK" RATCHET | | |
| SFY722 | HP241R/01 | White |
| SFY730 | HP241R/02 | Yellow |
| SFY685 | HP241R/03 | Orange |
| SFY712 | HP241R/07 | Sky Blue |
| SFY678 | HP241R/08 | Navy Blue |
| SFY607 | HP241R/11 | Black |
| SFY698 | HP241R/15 | Red |
| SFY657 | HP241R/31 | High Visibility Orange |
| SFY651 | HP241R/44 | High Visibility Yellow |

KILIMANJARO HARD HAT - TYPE 1

- Added sun protection to ears & neck from harmful UV rays and protection from falling materials & debris
- Sleek & attractive design
- High density polyethylene shell
- Large printing surfaces for great custom logos on front, sides & back
- Accessory slots & chin strap attachments
- CSA certified Z94.1 Type 1, Class E
- Certification(s): ANSI Type 1/CSA Type 1

SFY689



| Model No. | Mfg. No. | Colour |
|----------------------------|-----------|-----------|
| "SURE-LOCK" RATCHET | | |
| SFY726 | HP641R/01 | White |
| SFY734 | HP641R/02 | Yellow |
| SFY689 | HP641R/03 | Orange |
| SFY715 | HP641R/07 | Sky Blue |
| SFY676 | HP641R/08 | Navy Blue |
| SFY610 | HP641R/11 | Black |
| SFY701 | HP641R/15 | Red |

BUMP CAP

- Super-lightweight
- Flat printing surfaces for great custom logos
- Suspension Type: Pinlock

SFY874



| Model No. | Mfg. No. | Colour |
|-----------|----------|----------|
| SFY875 | HP940/01 | White |
| SFY876 | HP940/02 | Yellow |
| SFY874 | HP940/07 | Sky Blue |
| SFY873 | HP940/15 | Red |

MONT-BLANC HARD HAT - TYPE 2

- Foam liner to offer added lateral front, side & back protection
- Sleek & attractive design
- High density polyethylene shell
- Shell has rain trough for extra convenience
- Large printing surfaces for great custom logos on front, sides & back
- Accessory slots & chin strap attachments
- CSA Z94.1 certified Type 2, Class E
- Certification(s): ANSI Type II/CSA Type 2

SFY818



| Model No. | Mfg. No. | Colour |
|----------------------------|-----------|------------------------|
| "SURE-LOCK" RATCHET | | |
| SFY860 | HP542R/01 | White |
| SFY822 | HP542R/02 | Yellow |
| SFY808 | HP542R/03 | Orange |
| SFY818 | HP542R/07 | Sky Blue |
| SFY806 | HP542R/08 | Navy Blue |
| SFY784 | HP542R/11 | Black |
| SFY813 | HP542R/15 | Red |
| SFY801 | HP542R/31 | Hi-Viz-Orange |
| SFY799 | HP542R/44 | High Visibility Yellow |

KILIMANJARO HARD HAT - TYPE 2

- Added sun protection to ears & neck from harmful UV rays and protection from falling materials & debris
- Sleek & attractive design
- High density polyethylene shell
- Large printing surfaces for great custom logos on front, sides & back
- Accessory slots & chin strap attachments
- CSA certified Z94.1 Type 2, Class E
- Certification(s): ANSI Type II/CSA Type 2

SFY814



| Model No. | Mfg. No. | Colour |
|----------------------------|-----------|-----------|
| "SURE-LOCK" RATCHET | | |
| SFY820 | HP642R/01 | White |
| SFY823 | HP642R/02 | Yellow |
| SFY809 | HP642R/03 | Orange |
| SFY819 | HP642R/07 | Sky Blue |
| SFY807 | HP642R/08 | Navy Blue |
| SFY785 | HP642R/11 | Black |
| SFY814 | HP642R/15 | Red |

GRAN SLAM II

- For low hazard area protection against minor bumps and lacerations
- Hard shell with crown foam pads for maximum comfort and fit
- Super lightweight
- Well vented for increased comfort during hot, sunny days
- Adjustable to fit most head sizes
- Customizable with your company logo, for an additional charge

SGC422




| Model No. | Mfg. No. | Colour |
|-----------|----------|-----------|
| SGC422 | HP946/08 | Navy Blue |
| SGC423 | HP946/15 | Red |
| SGC424 | HP946/09 | Grey |
| SGC425 | HP946/11 | Black |

HEARING PROTECTION

BIOISOFT™ BIOBASED EARPLUGS

- Independently tested to NRR 32, SNR 38
- All parts are biobased
- Soft, smooth, low pressure for dreamlike comfort
- Made in North America with American and Canadian materials
- USDA Certified Biobased Product
- NRR dB: 32
- One-Size
- Certification(s): CSA Class AL

Sold per box

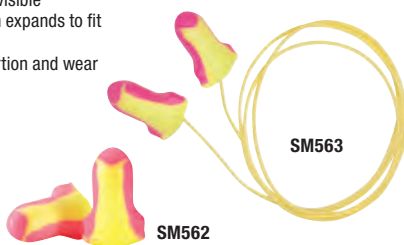


| Model No. | Mfg. No. | Description | Qty/Box (Pairs) |
|-----------|----------|-------------|-----------------|
| SHB582 | BSF-1 | Uncorded | 200 |
| SHB583 | BSF-30 | Corded | 100 |

LASER LITE® MULTI-COLOUR FOAM

- Vibrant colours make protection visible
- Self-adjusting polyurethane foam expands to fit virtually every wearer
- Contoured T-shape for easy insertion and wear
- Smooth, soil-resistant skin prevents dirt build-up
- Attenuation tested in accordance with ANSI S3.19-1974
- NRR 32 dB, CSA Class AL

Sold per box



| Model No. | Mfg. No. | Description | Qty/Box (Pairs) |
|-----------|----------|--------------------|-----------------|
| SM562 | LL-1 | Uncorded, Poly Bag | 200 |
| SM563 | LL-30 | Corded, Poly Bag | 100 |

PLUGSTATION® EAR PLUG DISPENSERS

- Gives workers easy access to hearing protection
- Affordable enough to be placed near every work area
- Clicking mechanism for easier use and dispensing
- Chute delivers plugs right into the palm of your hand
- Eliminates the mess of individual paper/polybag packaging
- Each dispenser is sealed and disposable plus completely recyclable
- Mounting bracket with hardware included with every PlugStation®
- All rated at NRR 33 dB

SE925 SE847



| Model No. | Mfg. No. | Description | Qty /Dispenser |
|-----------|----------|-------------|----------------|
| SE924 | 6644 | SparkPlugs® | 250 prs. |
| SE925 | 6645 | SparkPlugs® | 500 prs. |
| SE847 | 6844 | Pura-Fit® | 250 prs. |
| SF624 | 6845 | Pura-Fit® | 500 prs. |
| SAK439 | 6648 | Camo Plugs® | 500 prs. |

MX-6 EARMUFF

- Soft cushion-ribbed open air headband for cool comfort all day long
- Larger ear cushions allow freedom to fit almost all ears comfortably
- Extra soft foam, low pressure cushions and headband are PVC-free
- Exclusive waffled cup foam for superior NRR protection
- CSA Class AL



| Model No. | Mfg. No. | Description | NRR dB |
|-----------|----------|-------------|--------|
| SDK994 | 6130 | Headband | 30 |
| SDK996 | 6135 | Hygiene Kit | - |

GLIDE™ FOAM EAR PLUGS

- Unique multi-curved stem rotates for a custom fit
- Large handle on curved stem for easy insertion and removal
- Cord can be attached at any desired length
- 100% PVC-free, like all Moldex products and packaging, for a greener alternative
- NRR 30 dB, CSA Class AL

Sold per box



| Model No. | Mfg. No. | Description | Qty/Box (Pairs) |
|-----------|----------|-------------|-----------------|
| SEH047 | 6940 | Uncorded | 100 |
| SEH048 | 6945 | Corded | 100 |

E-A-R™ PUSH-INS EARPLUGS

- Easy fit with no roll down required
- E.A.R.form™ yellow foam tip for ultimate comfort
- Blue stem allows for hygienic insertion and removal
- CSA Class AL
- NRR 28 dB

Sold per box



| Model No. | Mfg. No. | Description | Qty/Box (Pairs) |
|------------------|----------|-------------|-----------------|
| SAJ489 | 318-1002 | Uncorded | 200 |
| SAJ575 | 318-1003 | Corded | 200 |
| METAL DETECTABLE | | | |
| SAP857 | 318-3000 | Corded | 200 |

E-A-R™ ULTRAFIT™ PREMOLDED REUSABLE EARPLUGS

- Patented triple flange design to fit a wide variety of ear canal sizes
- Washable, promotes worker hygiene
- Breakaway cord protects in case of machine entanglement
- Rating: NRR 25 dB, CSA Class AL



| Model No. | Mfg. No. | Description | Qty /Box |
|-----------|----------|-------------|----------|
| SE920 | 340-4003 | Uncorded | 100 prs. |
| SE405 | 340-4004 | Corded | 100 prs. |



OPTIME™ 105 SERIES EARMUFFS

- Dual cup ultra high attenuating hearing protector
- Wide ear cushions provide excellent sealing properties, good fit, and low surface pressure
- Ear cushions are easily replaceable with a simple press-and-snap function
- CSA Class AL
- Hygiene kits available



| Model No. | Mfg. No. | Description | NRR dB | Wt. oz. |
|-----------|----------|-------------|--------|---------|
| SC161 | H10A | Headband | 30 | 9.3 |
| SC162 | H10B | Neckband | 29 | 8.8 |
| SC163 | H10P3E | Cap Mount | 27 | 10.4 |

RESPIRATORY PROTECTION

DISPOSABLE NUISANCE DUST MASKS

- Provides protection against nuisance dusts such as pollen, animal dander, saw dust, and other non-toxic dusts
- Lightweight construction and adjustable nose clip provides a secure fit
- Polypropylene filtering material
- Head Strap Material: Spandex
- Staples Material: Zinc Plated Iron
- Nose Clip Material: Aluminum
- Qty/Box: 50

Sold per Box
Model No. SGW858



DISPOSABLE PROCEDURE FACE MASK

MADE IN CANADA

- Plastic with metal insert fitted nose piece and ear loops provide a custom fit
- 3 layers of breathable non-woven fabric
- Latex-free
- Dispenser-type packaging with a perforated opening tab
- ASTM F2100 Level 2 as recommended by Health Canada
- Medical Device Class: Class 1
- Standard(s) Met: ASTM F2100 Level 2
- Nose Clip Material: Plastic with Metal Insert
- Qty/Box: 50

Sold per Box
Model No. SGW395



N95 PARTICULATE FLAT FOLD RESPIRATORS

- Low breathing resistance for increased wearer comfort
- Adjustable plastic nose clip and soft foam nosepiece provide a custom fit
- Medium/Large
- Certification: NIOSH N95

Sold per Box

SDN711



| Model No. | Description | Qty /Box |
|-----------|---------------|----------|
| SDN711 | Without valve | 20 |
| SDN712 | With valve | 12 |

P100 PARTICULATE RESPIRATORS

- Contoured facial seal, fully adjustable head straps, and adjustable nose clip offer a comfortable secure fit
- Exhalation valve reduces hot air build up to facilitate breathing in humid environments
- Cup style
- Medium/Large
- Certification: NIOSH P100
- Qty/Box: 5

Sold per Box
Model No. SDN714



B244

2300 N95 PARTICULATE RESPIRATORS

- Exhale valve reduces hot air build-up
- Dura-Mesh® shell resists collapsing
- Molded nose bridge easily seals without a metal nose band
- Soft foam nose cushion
- NIOSH approved N95
- 10 respirators per box
- Sold per box



| Model No. | Mfg. No. | Description |
|-----------|----------|-----------------|
| SE849 | 2300N95 | Medium/Large |
| SE850 | 2301N95 | Small |
| SE851 | 2307N95 | Alternate Shape |



DISPOSABLE FACE MASKS

- 3-Ply construction
- Latex and graphene free
- Ear loops and metal nose bridge for easy adjustment
- Medical Device Class: Non-Medical
- Qty/Box: 50

Sold per Box
Model No. SGX679



N95 PARTICULATE RESPIRATORS

- Provides excellent worker protection
- Lightweight construction for enhanced comfort
- Adjustable nose clip with soft foam nose piece provides a secure fit
- Dual rubber strap design
- Latex free
- SAS498 comes with exhalation valve for reduced humidity build up
- Certification: NIOSH N95

Sold per Box



SAS498



| Model No. | Description | Qty /Box |
|-----------|---------------|----------|
| SAS497 | Without valve | 20 |
| SAS498 | With valve | 12 |

N100 PARTICULATE RESPIRATORS

- Contoured facial seal, fully adjustable head straps, and adjustable nose clip offer a comfortable secure fit
- Exhalation valve reduces hot air buildup to facilitate breathing in humid environments
- Cup style
- Medium/Large
- Certification: NIOSH N100
- Qty/Box: 5

Sold per Box
Model No. SDN713



RESPIRATORY PROTECTION

8210 PARTICULATE RESPIRATORS

- Compatible with a variety of protective eyewear and hearing protection
- NIOSH approved for at least 95 percent filtration efficiency against certain non-oil based particles
- Lightweight construction promotes greater worker acceptance and may help increase wear time
- Adjustable nose clip and cushioning nose foam provide a custom fit and reduce fogging
- Certification(s): NIOSH
- Size: Standard
- Style: Cup
- Without exhalation valve
- Type: N95

Model No. SE260
Mfg. No. 8210

3M



8511 N95 PARTICULATE RESPIRATORS

- Proprietary filter media helps make breathing easier
- 3M™ Cool Flow™ exhalation valve reduces heat build up
- Adjustable M-nose clip
- Braided comfort straps
- Lightweight construction
- NIOSH approved N95
- 10 respirators per box
- Sold per box

Model No. SE261
Mfg. No. 8511N95

3M



N95 DISPOSABLE RESPIRATORS

- Multilayered absorption media with a smooth inner lining
- Latex free, comfort stretch head straps are welded
- Concealed, adjustable nose clip and soft foam nose cushion
- Use for solid particulates & nonpetroleum based liquid aerosols
- Certification(s): NIOSH
- Size: One Size
- Style: Flat Fold
- Exhalation Valve: Without
- OSHA Protection Factor: APF 10
- 50 respirators per box
- Sold per box

Model No. SGZ853
Mfg. No. DF300N95B

Honeywell



SECURE CLICK™ HF-800 SERIES HALF FACEPIECE REUSABLE RESPIRATORS

- Comes with a speaking diaphragm that's designed to help provide easier communication during work
- Replaces round bayonet connectors with the 3M™ Secure Click™ Connection which functions like a seat belt, simply align the connections and push until there is an audible 'click'
- Silicone face seal with patented flex joint nose bridge helps provide a softer feel for more comfort on the wearer's face
- Easy-adjust head cradle buckles, pull straps to tighten, squeeze the buckles to loosen
- Overmolded design for easy assembly/disassembly
- Exhalation valve helps direct exhaled breath and moisture downward
- Greater breathability and comfort provided by the quad-flow cartridge system
- Low-profile half facepiece design offers a wide field of view and compatibility with certain welding and grinding shields
- Facepiece Material: Silicone

3M

SGS427



SECURE CLICK™ FF-800 SERIES FULL-FACEPIECE REUSABLE RESPIRATORS

- Speaking diaphragm designed to help provide easy communication
- Unique filter and cartridge connection snaps into place for intuitive assembly
- Push button seal check is an easy way to conduct (positive pressure) seal check prior to each use
- Large lens helps provide a wide view for excellent peripheral vision
- Scotchgard™ protector on lens for improved paint and stain resistance
- Comfort cradle positions respirator more comfortably on head, reducing pressure points and hair pulling
- Exhalation valve cover helps direct exhaled breath and moisture downward

3M

SHB859



| Model No. | Mfg. No. | Description |
|-----------|----------|-------------|
| SGS427 | HF-801SD | Small |
| SGS428 | HF-802SD | Medium |
| SGS426 | HF-803SD | Large |

| Model No. | Mfg. No. | Size |
|-----------|----------|--------|
| SHB859 | FF-801 | Small |
| SHB860 | FF-802 | Medium |
| SHB861 | FF-803 | Large |

SECURE CLICK™ CARTRIDGES & FILTERS

| Model No. | Mfg. No. | Description |
|--|----------|-------------------------------------|
| RESPIRATOR CARTRIDGES | | |
| SGS420 | D8001 | Organic Vapour |
| SGS421 | D8003 | Organic Vapour/Acid Gas |
| SGS422 | D8006 | Multi-Gas/Vapour |
| RESPIRATOR CARTRIDGES & FILTERS | | |
| SGS423 | D80921 | Organic Vapour/P100 |
| SGS424 | D80923 | Organic Vapour/Acid Gas/P100 |
| SGS425 | D80926 | Multi-Gas/Vapour/P100 |
| FILTER RETAINERS | | |
| SGS432 | D701 | |
| PARTICULATE FILTERS | | |
| SGS438 | D7P71 | P95 Filter, Replacement Filter Only |
| SGS434 | D3071 | P95 Filter |
| SGS440 | D7N11 | N95 Filter |
| SGS435 | D3091 | P100 Filter |
| PARTICULATE FILTERS WITH NUISANCE VAPOUR RELIEF | | |
| SGS436 | D3076HF | Acid Gas/P95 |
| SGS439 | D3078 | Organic Vapour/Acid Gas/P95 |
| SGS433 | D3097 | Organic Vapour/P100 |
| SGS437 | D3096 | Acid Gas/P100 |

SGS425



SGS432

SGS437



SGS434



3M

GLOVES

EXAMINATION GRADE NITRILE GLOVES

- Pure 100% premium nitrile
- Textured surface provides superior wet and dry grip
- Exceptional tactile sensitivity
- USP grade corn starch for powdered gloves
- Beaded cuff for added strength
- Protects against oil, grease and organic solvents
- Superior puncture resistance
- Latex-free
- Ambidextrous design
- 9.5" length
- AQL 1.5
- Accepted for use in Canadian food processing facilities
- Case Qty: 10 boxes

Sold per Box of 100 Gloves

Applications: Manufacturing, maintenance, small parts handling, laboratory applications and automotive

| Model No. | Size |
|--------------------------|----------|
| 4.5-MIL, POWDERED | |
| SEA916 | X-Small |
| SAP320 | Small |
| SAP321 | Medium |
| SAP322 | Large |
| SAP323 | X-Large |
| SEA917 | 2X-Large |

| Model No. | Size |
|-----------------------------|----------|
| 4.5-MIL, POWDER-FREE | |
| SEA918 | X-Small |
| SAP324 | Small |
| SAP325 | Medium |
| SAP326 | Large |
| SAP327 | X-Large |
| SEA919 | 2X-Large |



ZENITH
Safety Products

EXAMINATION GRADE BLACK NITRILE GLOVES

- Textured fingertips provide superior wet and dry grip
- 8-mil glove has fully textured diamond pattern
- Beaded cuff for added strength
- Superior puncture and tear resistance
- Excellent tactile sensitivity and dexterity
- Latex-free
- Ambidextrous design
- AQL 1.5
- Powder-free
- Case Qty: 10 boxes

Applications: Manufacturing, maintenance, small parts handling, laboratory and automotive, law enforcement



ZENITH
Safety Products

5 MILS - Sold per box of 100 gloves

| Model No. | Size |
|-----------|----------|
| SEB085 | Small |
| SEB086 | Medium |
| SEB087 | Large |
| SEB088 | X-Large |
| SED981 | 2X-Large |

8 MILS- Sold per box of 50 gloves

| Model No. | Size |
|-----------|----------|
| SDL990 | X-Small |
| SEK261 | Small |
| SEK262 | Medium |
| SEK263 | Large |
| SEK264 | X-Large |
| SEK265 | 2X-Large |

PVC SMOOTH FINISH GLOVES

- Bright red PVC on cotton interlock lining
- Resistant to most oils, acids, greases and solvents
- Ideal for general chemical handling
- Colour: Red
- Case Qty: 120
- **Sold per pair**

Applications: Fisheries, general maintenance, petrochemical industry

| Model No. | Description |
|-----------|--------------|
| SEE804 | 12" Gauntlet |
| SEE805 | 14" Gauntlet |
| SEE806 | Knit Wrist |



ZENITH
Safety Products

FLOCK-LINED GREEN NITRILE GLOVES

- Cotton flock lined
- Raised diamond pattern provides superior grip
- Resistant to cuts, puncture and abrasion
- Accepted for use in Canadian food processing facilities
- 13" length, 15-mil thick
- Case Qty: 120
- **Sold per pair**

Applications: Food processing, plant maintenance, chemical processing, automotive and printing

| Model No. | Size |
|-----------|------|
| SEF083 | 7 |
| SEF084 | 8 |
| SEF085 | 9 |
| SEF086 | 10 |
| SEF087 | 11 |



ZENITH
Safety Products

MEDICAL GRADE CLEAR VINYL GLOVES

- Exceptional fingertip sensitivity
- Soft and stretchable for comfortable wear
- Beaded cuff for added strength
- Ambidextrous design
- Material: Vinyl
- Length: 9.5"
- Thickness: 4.5-mil
- Finish: Untextured
- Colour: Clear
- Powder-Free
- Medical Device Class: Class 2
- Box Quantity: 100



ZENITH
Safety Products

| Model No. | Size |
|-----------|---------|
| SGX027 | Small |
| SGX028 | Medium |
| SGX029 | Large |
| SGX030 | X-Large |

NATURAL RUBBER LATEX GLOVES

- Embossed diamond pattern provides superior grip
- Chlorinated for easy donning
- 12" length, flock lined
- 18-mil thickness
- Accepted for use in Canadian food processing facilities
- Case Qty: 120
- **Sold per pair**

Applications: Food processing, plant maintenance and janitorial applications

| Model No. | Size |
|-----------|------|
| SEF005 | 7 |
| SEF006 | 8 |
| SEF007 | 9 |
| SEF008 | 10 |



ZENITH
Safety Products

NATURAL RUBBER LATEX HEAVYWEIGHT GLOVES

- Silicone-free
- Provides superior protection from water-based chemicals such as acids, alkalis, alcohols and caustics
- Heavy rolled bead cuff for excellent tear resistance
- Smooth finish resists punctures and snags
- Unlined for less risk of product contamination
- 30-mil thickness
- Case Qty: 72
- **Sold per pair**

Applications: Chemical handling, plating, sandblasting, plant maintenance and laboratories

| Model No. | Description |
|-----------|-------------|
| SAP220 | 14" |
| SAP221 | 18" |



ZENITH
Safety Products

SUPERIOR QUALITY DOUBLE PALM SPLIT COWHIDE FITTERS GLOVES

- Top split cowhide leather construction
- Double layer of leather for premium protection
- Ultimate abrasion resistance
- Absorbent cotton lined palm
- Rubberized safety cuff provides superior protection
- Full leather tipped fingers and knuckle strap provides increased protection
- **Sold per pair**

Applications: Heavy-duty material handling, fabrication and metal handling



ZENITH
Safety Products

| Model No. | Description | Size | Qty/Case |
|-----------|--|-------|----------|
| SM578 | Outside Double Palm & Index Finger | Large | 120 |
| SM579 | Outside Double Palm & Index Finger, 4" Gauntlet Cuff | Large | 120 |
| SD604 | Outside Double Palm, Index Finger & Finger Tips | Large | 60 |
| SE349 | Inside Double Palm & Index Finger | Large | 120 |

SMOOTH GRAIN COWHIDE FURNITURE LEATHER GLOVES

- Smooth grain leather finish
- Resists oil and water
- Durable, tough furniture leather construction
- Cotton lined patch palm style
- Safety cuff provides added protection
- Case Qty: 120
- **Sold per pair**

Applications: Material handling, fabrication, metal handling and construction



ZENITH
Safety Products

| Model No. | Size |
|-----------|-------|
| SAN270 | Large |

THINSULATE™ LINED SPLIT COWHIDE FITTERS GLOVES

- Premium split cowhide leather construction
- Full Thinsulate™ lining provides superior warmth
- Good abrasion resistance
- Full leather tipped fingers and knuckle strap provides increased protection
- Rubberized cuff for ultimate protection
- Thinner lining than acrylic boa provides better dexterity
- **Sold per pair**

Applications: Extreme cold material handling, fabrication, metal handling and construction



SAN637



SM609

ZENITH
Safety Products

| Model No. | Size | Lining Weight g | Qty/Case |
|-----------|----------|-----------------|----------|
| SAS500 | Ladies | 100 | 72 |
| SAN637 | Medium | 100 | 60 |
| SAL544 | Large | 40 | 72 |
| SM609 | Large | 100 | 72 |
| SAP248 | X-Large | 100 | 72 |
| SAP249 | 2X-Large | 100 | 72 |

GRAIN COWHIDE FITTERS ACRYLIC BOA-LINED GLOVES

- Provides superior warmth
- Superior abrasion resistance
- Excellent comfort and durability
- Resists oil and water well
- Gunn cut pattern with wing thumb style
- Full leather-tipped fingers and knuckle strap

Applications: Extreme cold material handling, fabrication, metal handling and construction.



SDL883

ZENITH
Safety Products

| Model No. | Description | Size |
|-----------|---|----------|
| SEI681 | Standard Quality Rubberized Safety Cuff, Patch Palm | Large |
| SAO053 | Premium Quality Rubberized Safety Cuff | Large |
| SDL882 | Premium Quality Rubberized Safety Cuff | X-Large |
| SDL883 | Premium Quality Rubberized Safety Cuff | 2X-Large |

GRAIN COWHIDE PATCH PALM FITTERS GLOVES

- Smooth grain cowhide leather construction
- Superior abrasion resistance
- Excellent comfort and durability
- Absorbent cotton lined palm
- Resists oil and water absorption better than split leather
- Patch palm design delivers added savings
- Full leather tipped fingers and knuckle strap provides increased protection
- Case Qty: 120
- **Sold per pair**

Applications: Material handling, fabrication, metal handling and construction



ZENITH
Safety Products

| Model No. | Description | Size |
|-----------|--------------------------------------|---------|
| YC386 | Standard Quality, Plasticized Cuff | Large |
| SEC594 | Better Quality, 4 3/4" Gauntlet Cuff | Large |
| SAP230 | Better Quality, Rubberized Cuff | X-Large |
| SAP234 | Superior Quality, Rubberized Cuff | X-Large |

SUPERIOR QUALITY HI-VIZ SPLIT COWHIDE FITTERS GLOVES

- Good abrasion resistance
- Absorbent cotton lined palm
- Full leather tipped fingers and knuckle strap
- Fluorescent yellow back and two grey reflective stripes offer maximum visibility
- Rubberized safety cuff
- Case Qty: 120
- **Sold per pair**

| Model No. | Size | Colour |
|-----------|-------|--------------------|
| SED160 | Large | Fluorescent Yellow |
| SEK236 | Large | Fluorescent Orange |



SED160

ZENITH
Safety Products

DRIVER'S GLOVES

- Premium quality goat grain leather provides excellent dexterity and exceptional comfort
- Keystone thumb and elastic wrist band ensure a comfortable fit
- Smooth leather finish
- Leather Palm Type: Grain Goatskin
- Thumb Style: Keystone
- Cuff Style: Hemmed

Applications: Forklift and truck driver use, construction and farm equipment handling

| Model No. | Size |
|-----------|---------|
| SGW785 | Small |
| SGW786 | Medium |
| SGW787 | Large |
| SGW788 | X-Large |



SGW785

ZENITH
Safety Products

HYD-TUF® GLOVES

- Medium to heavy-duty nitrile coated
- Outperform standard cotton and leather gloves
- Nitrile coating resists snags, punctures, abrasions and cuts
- Excellent dry grip and repelling oil, grease and grime
- Snug and comfortable fit
- Safety cuff
- Accepted for use in Canadian food processing facilities
- **Sold per pair**

HYD-TUF 52-547 GLOVES

- Driver's style, with cloth back and soft jersey lining
- Case Qty: 144

HYD-TUF 52-590 GLOVES

- Medium to heavy-duty A.C.P. impregnated winter gloves
- Case Qty: 72



SAW956

Ansell

| Model No. | Size |
|-----------|------|
| SAW956 | 9 |
| SAW957 | 10 |

| Model No. | Size |
|-----------|------|
| SEA275 | 9 |
| SEA276 | 10 |

GLOVES

ZM100 MECHANIC GLOVES

- Ergonomic style and superior comfort
- Hook and loop cuff permits an adjustable fit
- Synthetic leather palm and fingers offer superior tactility and protection
- Improved dexterity, grip and durability
- Case Qty: 12
- Sold per pair**

Applications: Automotive, small parts handling, maintenance, manufacturing, most industrial applications

| Model No. | Size |
|-----------|----------|
| SEB047 | Medium |
| SEB048 | Large |
| SEB049 | X-Large |
| SEB050 | 2X-Large |



ZENITH[®]
Safety Products

ZM300 MECHANIC GLOVES

- Ergonomic style and superior comfort
- Grain leather palm and fingers improve tactility and protection
- Hook and loop cuff permits an adjustable fit
- Leather reinforced thumb and fingers offer increased durability
- Improved dexterity and grip
- Case Qty: 12
- Sold per pair**

Applications: Automotive, small parts handling, maintenance, manufacturing, most industrial applications

| Model No. | Size |
|-----------|----------|
| SEB228 | Medium |
| SEB229 | Large |
| SEB230 | X-Large |
| SEB231 | 2X-Large |



ZENITH[®]
Safety Products

IMPACT & CUT RESISTANT GLOVES

- Economical ribbed mat offering efficient performance
- Excellent option for small businesses
- Cuff Style: Driver
- Palm Material: Goatskin
- Cut Resistance Rating: ASTM ANSI Level 5
- Impact resistance: ANSI/ISEA 138 Level 2

| Model No. | Size |
|-----------|---------|
| SGW905 | Small |
| SGW906 | Medium |
| SGW907 | Large |
| SGW908 | X-Large |



ZENITH[®]
Safety Products

PREMIUM STRING KNIT GLOVES

- Cotton, nylon and spandex blend
- Elastic knit wrist
- Optimal fit
- Superior comfort
- Premium dexterity and sensitivity
- Case Qty: 300
- Sold per pair**

Applications: Ideal for automotive assembly, material handling, parts handling, and as a glove liner

| Model No. | Size |
|-----------|--------|
| SED611 | Small |
| SED612 | Medium |
| SED613 | Large |



ZENITH[®]
Safety Products

ZM200 MECHANIC GLOVES

- Ergonomic style combined with stylish look
- Hook and loop cuff permits an adjustable fit
- Synthetic leather palm and fingers offer superior tactility and protection
- Stretchable nylon on knuckles improves dexterity and comfort
- Textured patches on palm and thumb permits superior grip and durability
- Case Qty: 12
- Sold per pair**

Applications: Automotive, small parts handling, maintenance, manufacturing, most industrial applications

| Model No. | Size |
|-----------|----------|
| SEB051 | Medium |
| SEB052 | Large |
| SEB053 | X-Large |
| SEB054 | 2X-Large |



ZENITH[®]
Safety Products

ZM400 PREMIUM MECHANIC GLOVES

- Ergonomic style combined with stylish look and premium features
- Hook and loop cuff permits an adjustable and secure fit
- Reinforced Kevlar stitching for maximum strength and durability
- PVC dots on palm and fingers for an enhanced grip
- Stretchable nylon on knuckles improves dexterity and comfort
- Ventilation holes between fingers for maximum breathability
- Textured patches on palm, finger tips and thumb crotch increase protection and durability
- Case Qty: 12
- Sold per pair**

Applications: Automotive, small parts handling, maintenance, manufacturing, most industrial applications

| Model No. | Size |
|-----------|----------|
| SEH739 | Medium |
| SEH740 | Large |
| SEH741 | X-Large |
| SEH742 | 2X-Large |



ZENITH[®]
Safety Products

NATURAL POLY/COTTON DOTTED GLOVES

- 65% cotton and 35% polyester blend, 7-gauge
- PVC dots provide excellent grip and abrasion resistance
- Natural colour poly/cotton seamless string knit provides a cool comfortable fit
- Ambidextrous, single side dotted
- Accepted for use in Canadian food processing facilities
- Case Qty: 240
- Sold per pair**

Applications: General maintenance, shipping and receiving, assembly and parts handling

| Model No. | Size |
|-----------|---------|
| SEE938 | X-Small |
| SEE939 | Small |
| SEE940 | Medium |
| SEE941 | Large |
| SEE942 | X-Large |



ZENITH[®]
Safety Products

COTTON CANVAS GLOVES

- Durable cotton fabric construction
- Moderate abrasion resistance
- Excellent comfort, dexterity and breathability
- Knit wrist eliminates dirt and debris from entering the glove
- Heavier weights provide enhanced protection and extended wear
- Case Qty: 300
- Sold per pair**

| Model No. | Fabric Weight Oz. | Size |
|-----------|-------------------|---------|
| SEE846 | 7 | Large |
| SEE847 | 8 | Medium |
| SEE848 | 8 | Large |
| SEE849 | 8 | X-Large |
| SEE850 | 12 | Large |



ZENITH[®]
Safety Products

ZX-1 PREMIUM NITRILE FOAM PALM COATED GLOVES

- Sanitized® coating inhibits bacteria, minimizes odour development, and promotes freshness
- Black foam nitrile palm coating for optimal grip in dry, wet and oily conditions
- Grey seamless nylon/spandex 15-gauge shell for optimal dexterity
- Foam nitrile coating improves abrasion resistance
- Premium comfort and breathability reduces hand fatigue
- Knit wrist prevents dirt and debris from entering the glove
- EN 388 Performance Levels: 4131
- EN 420 Dexterity Level: 5
- Case Qty: 144
- Sold per pair

| Model No. | Size | Model No. | Size |
|-----------|------|-----------|------|
| SDP438 | 6 | SDP441 | 9 |
| SDP439 | 7 | SDP442 | 10 |
| SDP440 | 8 | SDP443 | 11 |



ZENITH®
Safety Products

FOAM NITRILE COATED GLOVES

- Thin, blue nitrile coating
- Foam nitrile coated palm ensures superior grip
- Elastic-knit wrist keeps glove from falling off improves fit
- Liquid-resistant and launderable
- Gauge: 15
- Shell Material: Nylon

Applications: Mechanical and automotive, constructions, machine assembly, handling oily objects, limited chemical splash and refineries

| Model No. | Size |
|-----------|----------|
| SGX782 | Small |
| SGX783 | Medium |
| SGX784 | Large |
| SGX785 | X-Large |
| SGX786 | 2X-Large |



ZENITH®
Safety Products

WINTER MONKEY GRIP® GLOVES

- PVC-coated foam-insulated
- Tough PVC coating stays soft when cold
- Keep hands warm and dry
- Protect from abrasion
- Curved fingers, wing thumb, and soft jersey lining make them very comfortable
- Fully coated
- Accepted for use in Canadian food processing facilities
- Case Qty: 72 • Sold per pair

| Model No. | Description |
|-----------|----------------------------|
| SBA992 | Knit Wrist |
| SBA993 | Safety Cuff |
| SEE953 | Raised Finish, Safety Cuff |



Ansell

ZX-2 PREMIUM GLOVES

- Sanitized® coating inhibits bacteria, minimizes odour development, and promotes freshness
- Black foam nitrile palm coating for maximum grip in dry, wet and oily conditions
- Purple flat nitrile 3/4 coating to prevent liquids from permeating through the glove shell
- Grey seamless nylon/spandex 18-gauge shell for maximum dexterity
- Premium comfort and breathability reduces hand fatigue
- Knit wrist prevents dirt and debris from entering the glove
- Gauge: 18 • Liner: Nylon
- Unlined
- Case Qty: 144
- EN 388 Performance Levels: 4121
- Sold per pair

| Model No. | Size |
|-----------|------|
| SDP444 | 7 |
| SDP445 | 8 |
| SDP446 | 9 |
| SDP447 | 10 |
| SDP448 | 11 |



ZENITH®
Safety Products

NITRILE PALM COATED GLOVES

- Seamless polyester knit provides ultimate dexterity and reduces hand fatigue
- Premium comfort and breathability
- Superior abrasion, cut and puncture resistance
- Excellent dry grip • Durable nitrile-coated palm
- Knit wrist
- EN 388 Performance Levels: 4123
- EN 420 Dexterity Level: 5
- Case Qty: 120
- Sold per pair

| Model No. | Size |
|---------------|------|
| GREY ON BLACK | |
| SAP931 | 7 |
| SAP932 | 8 |
| SAP933 | 9 |
| SAP934 | 10 |
| SAP935 | 11 |

| Model No. | Size |
|---------------|------|
| GREY ON WHITE | |
| SAO157 | 7 |
| SAO158 | 8 |
| SAO159 | 9 |
| SAO160 | 10 |
| SAP355 | 11 |



ZENITH®
Safety Products

LIGHTWEIGHT POLYURETHANE PALM COATED GLOVES

- Seamless polyester knit provides ultimate dexterity and reduces hand fatigue
- Premium comfort and breathability
- Superior dry grip
- Excellent abrasion resistance
- Ultra soft polyurethane palm coated
- Knit wrist eliminates dirt and debris from entering the glove
- Case Qty: 120 • EN 388 Performance Levels: 4114
- EN 420 Dexterity Level: 5 • Sold per pair

| White Model No. | Black Model No. | Size |
|-----------------|-----------------|------|
| SAO161 | SAX694 | 6 |
| SAO162 | SAX695 | 7 |
| SAO163 | SAX696 | 8 |
| SAO164 | SAX697 | 9 |
| SAO165 | SAX698 | 10 |
| SAO166 | SAX699 | 11 |



ZENITH®
Safety Products

NATURAL RUBBER LATEX COATED GLOVES

- Natural rubber latex palm coating
- 13-gauge seamless knitted polyester shell provides a comfortable fit
- Resists abrasion, cuts and punctures
- Crinkle finish coating provides superior wet and dry grip
- Knit wrist prevents debris from entering the glove
- Gauge: 13 • Liner: Polyester
- Coating: Rubber Latex
- Lining: Unlined • Case Qty: 120
- EN 388 Performance Levels: 2121
- Sold per Pair

| Model No. | Size |
|-----------|--------------|
| SFM541 | Small (7) |
| SFM542 | Medium (8) |
| SFM543 | Large (9) |
| SFM544 | X-Large (10) |



ZENITH®
Safety Products

MEDIUM WEIGHT NITRILE COATED GLOVES

- Interlock cotton lining
- Superior abrasion, cut and puncture resistance
- Excellent comfort and breathability
- Greater dexterity than heavyweight
- Open back coating provides a cool and comfortable fit
- Knit wrist eliminates dirt and debris from entering the glove
- Case Qty: 120
- Sold per pair

| Model No. | Size |
|-----------|------|
| SAO150 | 7 |
| SAO151 | 8 |
| SAO152 | 9 |
| SAO153 | 10 |
| SAO154 | 11 |



ZENITH®
Safety Products

GLOVES

HPPE POLYURETHANE-COATED GLOVES

- Stretchable seamless HPPE liner
- HPPE (high performance polyethylene) liner is an extremely strong fibre
- Breathable polyurethane palm coating
- Superior cut, abrasion, and tear resistance
- Elastic knit wrist
- Provides a superior grip
- Cut resistance: ANSI/ISEA 105 Level 4/EN 388 Level 5
- Case Qty: 144
- EN 388 Performance Levels: 4542
- Accepted for use in Canadian food processing facilities
- **Sold per pair**

| Model No. | Size |
|-----------|------|
| SEF166 | 7 |
| SEF167 | 8 |
| SEF168 | 9 |
| SEF169 | 10 |
| SEF170 | 11 |



ZENITH
Safety Products

FOAM NITRILE COATED ARAMID GLOVES

- Stretchable seamless 13-gauge Aramid liner
- Foam nitrile palm coating provides optimal grip in light oil and wet conditions
- Excellent cut, abrasion and tear resistance
- Elastic knit wrist
- Meets EN 388 Level 5/ANSI/ISEA 105 Level 3
- Case Qty: 120
- EN 388 Performance Levels: 3542
- **Sold per pair**

Applications: Component assembly, waste handling, automotive and metal handling

| Model No. | Size |
|-----------|------|
| SEC137 | 7 |
| SAP923 | 8 |
| SAP924 | 9 |

| Model No. | Size |
|-----------|------|
| SAP925 | 10 |
| SAP926 | 11 |
| SEC138 | 12 |



ZENITH
Safety Products

LIGHTWEIGHT GLOVES

- Lightweight for superior dexterity and mobility
- Nitrile palm coating provides improved grip
- Palm construction masks dirt and grime for longer wear
- Gauge: 18
- Shell Material: HPPE, Nylon, Spandex
- Cut Resistance: ASTM ANSI Level A5
- Colour: Green with Black Coating
- Touchscreen compatible

| Model No. | Size |
|-----------|----------|
| SGX787 | Small |
| SGX788 | Medium |
| SGX789 | Large |
| SGX790 | X-Large |
| SGX791 | 2X-Large |



ZENITH
Safety Products

HPPE NITRILE-COATED GLOVES

- Stretchable seamless liner
- Breathable nitrile palm coating
- Excellent abrasion and tear resistance
- Elastic knit wrist
- Meets EN 388 Level 3/ANSI/ISEA 105 Level 2
- Accepted for use in Canadian food processing facilities
- Case Qty: 144
- EN 388 Performance Levels: 4342
- **Sold per pair**

| Model No. | Size |
|-----------|------|
| SEB090 | 7 |
| SEB091 | 8 |
| SEB092 | 9 |

| Model No. | Size |
|-----------|------|
| SEB093 | 10 |
| SEB094 | 11 |



ZENITH
Safety Products

COATED GLOVES

- 18G HPPE liner provides the highest level of dexterity and comfort
- HPPE (high performance polyethylene) liner is an extremely strong fibre
- Breathable polyurethane palm coating
- Excellent cut, abrasion and tear resistance
- Elastic knit wrist
- Provides a superior dry grip
- Gauge: 18
- Cut Resistance: ASTM ANSI Level A2, EN 388 Level B
- EN 388 Performance Levels: 3X41B

| Model No. | Size |
|-----------|---------|
| SGW790 | Small |
| SGW791 | Medium |
| SGW792 | Large |
| SGW793 | X-Large |



ZENITH
Safety Products

HYFLEX® 11-755 GLOVES

- ANSI A5/ISO E cut protection levels provide 4x greater defense from lacerations
- Ultralight and hand-fitted design for all-day comfort and dexterity
- Touchscreen compatible with tactile sensitivity for optimized productivity (versus standard ANSI A2/ISO B-rated gloves)
- Features Intercept™ Cut Resistance Technology yarn
- Dermatec®-approved for skin-friendliness and cleanliness
- Ideal for automotive, metal fabrication, and machinery and equipment industries
- Gauge: 18
- Shell Material: HPPE, Spandex, Polyester, Tungsten
- Cut Resistance: ASTM ANSI Level A5, EN 388 Level E
- Coating: Polyurethane
- Coating Style: Dipped Palm
- Abrasion Resistance Rating: EN 388 Level 3 & ANSI Level 4
- Tearing Strength Rating: EN 388 Level 4
- Puncture Resistance Rating: EN 388 Level 1
- Additional Certification(s): EN 420:2003 + A1:2009

| Model No. | Mfg. No. | Size |
|-----------|----------|------|
| SGX717 | 11755060 | 6 |
| SGX718 | 11755070 | 7 |
| SGX719 | 11755080 | 8 |
| SGX720 | 11755090 | 9 |

| Model No. | Mfg. No. | Size |
|-----------|----------|------|
| SGX721 | 11755100 | 10 |
| SGX722 | 11755110 | 11 |
| SGX723 | 11755120 | 12 |



Ansell

HYFLEX® 11-644 GLOVES

- Ansell Cut Protection Technology™ combines a proprietary blend of high performance polyethylene yarn with a polyurethane palm coating
- Molds naturally to the hand--preventing fatigue
- Soft and cool to the skin for all-day comfort
- Exclusive engineered yarn combination provides exceptional precision, dexterity, and flexibility when handling small parts
- Proprietary gray polyurethane coating provides a sure grip in both light oil and dry applications
- Increases worker assurance when handling sharp objects
- Excellent resistance to tears and punctures
- Gray palm coating hides soil providing longer wear and reducing overall replacement costs
- Polyurethane provides excellent abrasion resistance for long life
- Product can be washed and re-used without any loss of cut protection
- Meets ANSI/ISEA 105 Level 2, EN388 Level 2 for cut resistance
- Case Qty: 144 • **Sold per pair**

Applications: Aerospace, automotive, construction, electronics, glass products, metal fabrication, paper manufacturing, plastic & rubber manufacturing, transportation

Ansell

| Model No. | Size |
|-----------|------|
| SDM682 | 6 |
| SDM683 | 7 |
| SDM684 | 8 |
| SDM685 | 9 |

| Model No. | Size |
|-----------|------|
| SDM686 | 10 |
| SDM687 | 11 |
| SDM688 | 12 |



SDM662

FALL PROTECTION

DELTA™ HARNESSES

- Patented triangular no-tangle design
- Repel™ webbing is water repellent
- Lanyard keepers hold your unused snap hooks and help reduce trip hazards
- Spring-loaded stand-up dorsal D-ring
- Certified to CSA standard Z259.10-06, Class A



Fall Protection

| Model No. | Mfg. No. | Leg Connections |
|-----------|----------|-----------------|
| SEB391 | 1110600C | Quick-Connect |
| SEB406 | 1102000C | Tongue Buckle |
| SEB403 | 1103321C | Pass-Thru |

SEB391



PROTECTA® FULL-BODY HARNESSES

- Fixed D-ring reduces the need for readjustment throughout the workday
- Modern design gives the harness a fresh and sleek look
- Auto-resetting lanyard keeps for fast and easy parking of snap hooks and carabiners
- Impact indicators make it easy to inspect the harness for prior damaging impact loads
- Protected labels for long-term identification and inspection
- Weight Capacity: 420 lbs.
- Certified to CSA standard Z259.10
- Size: Medium/Large



SGI148

| Model No. | Mfg. No. | Style | D-Rings | Leg Connections | CSA Class |
|-----------|----------|--------------------------------|----------------|-----------------|-----------|
| SGI641 | 1161571C | Vest-Style | Back | Pass-Thru | A |
| SGH427 | 1161542C | Vest-Style | Back | Pass-Thru | A |
| SGJ061 | 1161525C | Vest-Style | Back | Quick Connect | A |
| SGI148 | 1161309C | Construction Style Positioning | Back, Side | Tongue Buckle | A, P |
| SGJ065 | 1161529C | Vest-Style Retrieval | Back, Shoulder | Quick Connect | A, E |

Note: Available in other sizes, styles and configurations

NANO-LOK™ SELF-RETRACTING LIFELINES

- Extremely compact, lightweight design
- Tough and impact-resistant thermoplastic housing
- Swiveling anchorage loops
- Quick-activating speed-sensing brake systems
- Protected labels, equipped with i-Safe™
- Lifeline Length: 6'
- Certified to CSA standard Z259.2.2



Fall Protection

| Model No. | Mfg. No. | No. of SRLs | Harness Connection | Anchorage Connection |
|-----------|----------|-------------|--------------------|----------------------|
| SEE929 | 3101230 | 1 | Direct | Aluminum Carabiner |
| SEP904 | 3101245 | 1 | Direct | Steel Snap Hook |
| SEE928 | 3101258 | 1 | Direct | Steel Swivel Hook |
| SEE930 | 3101286 | 2 | Direct | Steel Rebar Hooks |

SEE930



V-TEC™ PERSONAL FALL LIMITER

- Compact and lightweight
- New design eliminates the need for an external energy-absorber outside of the housing
- High-impact polycarbonate transparent housing allows for easy visual inspection of internal components
- 360° fully rotating attachment point for complete flexibility
- Requires zero recalibration or adjustment
- Stainless steel components
- Certified to CSA standard Z259.2.2



SFU591



| Model No. | Mfg. No. | Lifeline | Harness Connection | Anchorage Connection |
|-----------|-----------|----------|--------------------|----------------------|
| SGC214 | 63011-00B | 6' Web | Carabiner | Snap Hook |
| SGD369 | 63011-00A | 6' Web | Carabiner | Scaffold Hook |
| SFU591 | 63013-00E | 10' Web | Carabiner | Snap Hook |

WEB ADJUSTABLE POSITIONING LANYARD

- 6 ft. (1.8m) adjustable single-leg lanyard
- Ideal for work positioning or restraint
- Abrasion resistant polyester webbing
- Built-in wear indicator
- User friendly self locking snap hooks at each end
- Equipped with i-Safe™
- CSA standard Z259.11, Class B



Fall Protection



| Model No. | Mfg. No. | No. of Legs | Harness Connection | Anchorage Connection |
|-----------|----------|-------------|--------------------|----------------------|
| SEP822 | 1231016C | One | Snap Hook | Snap Hook |

PRO™ PACK SHOCK ABSORBING LANYARDS

- Pack-type shock absorber limits fall arrest forces to 900 lbs. for added safety
- Durable 1" polyester web construction
- Durable alloy steel, zinc-plated hardware
- Certified to CSA standard Z259.11



Fall Protection



SEB872

| Model No. | Mfg. No. | Length' | No. of Legs | Harness Connection | Anchorage Connections | CSA Class |
|-----------|----------|---------|-------------|--------------------|-----------------------|-----------|
| SEB871 | 1341004C | 4 | One | Snap Hook | Snap Hook | E4 |
| SEB872 | 1341001C | 6 | One | Snap Hook | Snap Hook | E4 |
| SEB384 | 1340125C | 6 | One | Snap Hook | Gate Hook | E4 |
| SEF153 | 1340180C | 6 | Two | Snap Hook | Gate Hooks | E4 |
| SES801 | 1360180C | 6 | Two | Snap Hook | Gate Hooks | E6 |

V-FORM™ SAFETY FULL BODY HARNESS

- The patent-pending RaceForm™ buckle allows for a close, comfortable harness fit, eliminating the need for bulky chest straps or cumbersome buckles
- The RaceForm™ buckle creates an athletic cut, contouring the harness to the body and improving upper torso movement on the job
- Pull-down adjustment allows you to quickly and easily get the right fit that lasts throughout the work day
- Weight Capacity: 400 lbs.
- Type: Fall Arrest
- CSA Class: A
- D-Rings: Back
- Chest Strap Connections: Quick-Connect



SGP532

| Model No. | Mfg. No. | Size | Leg Strap Connections |
|-----------|----------|---------------|-----------------------|
| SGP532 | 10197195 | X-Small | Pass-Through/Mating |
| SGP533 | 10197196 | Medium, Large | Pass-Through/Mating |
| SGP534 | 10197197 | X-Large | Pass-Through/Mating |
| SGP535 | 10197198 | 2X-Large | Pass-Through/Mating |
| SGP536 | 10196702 | X-Small | Tongue Buckle |
| SGP530 | 10196642 | Medium, Large | Tongue Buckle |
| SGP537 | 10197160 | X-Large | Tongue Buckle |
| SGP538 | 10197201 | 2X-Large | Tongue Buckle |

V-SERIES LANYARDS

- The New V-Series shock absorbing lanyard line simplifies product selection by offering a concise line of standard lanyards that meet a wide range of customer needs
- Includes a clear, durable protective cover on the labels to increase service life, and allow for easy inspection
- Meets CSA Z259.11-17 standard (68–140 kg) worker standard for shock-absorbing safety lanyards



The Safety Company



SGK246

| Model No. | Mfg. No. | Number of Legs | Anchorage Connections | Length' |
|-----------|----------|----------------|-----------------------|---------|
| SGK246 | 10188100 | One | 36C Small Snap Hook | 6 |
| SGK956 | 10188102 | Two | 36C Small Snap Hook | 6 |
| SGK957 | 10188103 | One | Rebar Hook | 6 |
| SGK958 | 10188101 | Two | 36L Large Snap Hook | 6 |

CLOTHING

POLYPROPYLENE COVERALLS

- Polypropylene permits breathability and comfort
- Offers protection against non-hazardous and non-toxic liquids, dust and particles
- Economical disposable option for protection in grimy work environments
- Elastic wrists, ankles and hood
- Front zipper for optimum fit
- Fabric weight: 45 gsm, 1.33 oz/yd²
- 50 Coveralls/Case

APPLICATIONS: Food processing, laboratories/ pharmaceutical, warehouses, maintenance, manufacturing/assembly and dusty environments.



SGD166



SEK358



| Model No. Blue With Hood | Model No. Blue Without Hood | Model No. White Without Hood | Model No. White With Hood | Size |
|--------------------------------|-----------------------------------|------------------------------------|---------------------------------|----------|
| SEK356 | SGS887 | SGD164 | SGM425 | Medium |
| SEK357 | SGS888 | SGD165 | SGM426 | Large |
| SEK358 | SGS889 | SGD166 | SGM427 | X-Large |
| SEK359 | SGS890 | SGD167 | SGM428 | 2X-Large |
| SEK360 | SGS891 | SGD168 | SGM429 | 3X-Large |
| SEK361 | SGS892 | SGD169 | SGM430 | 4X-Large |
| SEK362 | SGS893 | SGD170 | SGM431 | 5X-Large |

SMS HOODED COVERALLS

- Three layer polypropylene SMS (spun-bonded, melt-blown, spun-bonded)
- Offers protection against dry particles and water-based liquids in work environments with hazardous or non-hazardous contaminants
- Double outer layer offers greater protection against tearing and abrasion
- Lightweight and flexible fabric permits superior comfort and breathability
- Anti-static coating helps prevent static discharges from occurring
- Fabric weight: 1.5 oz/yd² 50 gsm
- 25 coveralls/case

APPLICATIONS: Food processing, laboratories, pharmaceutical, light oil and grease, maintenance, manufacturing/assembly and refineries/chemical producers



SGX189



SGX195



| Model No. White | Model No. Blue | Size |
|--------------------|-------------------|----------|
| SGX189 | SGX195 | Medium |
| SGX190 | SGX196 | Large |
| SGX191 | SGX197 | X-Large |
| SGX192 | SGX198 | 2X-Large |
| SGX193 | SGX199 | 3X-Large |
| SGX194 | SGX200 | 4X-Large |

PREMIUM POLYPROPYLENE COVERALLS

- Polypropylene permits breathability and comfort
- Offers protection against non-hazardous and non-toxic liquids, dust and particles
- Economical disposable option for protection in grimy work environments
- Elastic wrists, ankles and hood
- Heavy-duty front zipper for optimum fit
- Protective front zipper flap
- Features front left breast pocket
- Fabric weight: 60 gsm, 1.77 oz/yd²
- Colour: Light blue
- 50 coveralls/case

APPLICATIONS: Food processing, laboratories/ pharmaceutical, warehouses, maintenance, manufacturing/assembly and dusty environments.



SEK372



| Model No. | Size |
|-----------|----------|
| SEK370 | Medium |
| SEK371 | Large |
| SEK372 | X-Large |
| SEK373 | 2X-Large |
| SEK374 | 3X-Large |
| SEK375 | 4X-Large |
| SEK376 | 5X-Large |

MICROPOROUS COVERALLS

- Zipper front with storm flap, attached hood, elastic wrists and ankles
- Microporous film laminated to a polypropylene substrate
- Offers protection against liquid, dust, and light chemical splashes
- High quality, lightweight, microporous fabric provides comfortable fit and breathability
- Can be used in dry and wet work environments
- Colour: White
- Style: Hooded Coveralls
- Fabric Weight: 1.41 oz/yd² (48 g/m²)
- Case Qty: 50

Applications: Food processing, laboratories and pharmaceutical industries, warehouses, maintenance, manufacturing and assembly and dusty environments



SGM433



| Model No. | Size |
|-----------|----------|
| SGM432 | Medium |
| SGM433 | Large |
| SGM434 | X-Large |
| SGM435 | 2X-Large |
| SGM436 | 3X-Large |
| SGM437 | 4X-Large |
| SGM438 | 5X-Large |

PREMIUM MICROPOROUS COVERALLS

- Zipper front with storm flap, elastic wrists and ankles
- Microporous film laminated to a polypropylene substrate
- Offers protection against liquid, dust and light chemical splashes
- High quality microporous fabric provides comfortable fit and breathability
- Can be used in dry and wet work environments
- Passed penetration tests with motor oil, bleach, isocyanate based paint, sodium hydroxide, sodium hypochlorite and blood
- Anti-static coating helps prevent static discharges from occurring
- EN1149 certified for surface resistivity and ASTM 1670 for blood and blood borne pathogens
- Colour: White
- Style: Coveralls
- Fabric Weight: 1.8 oz/yd²
- Case Qty: 25

Applications: Asbestos and lead abatement, clean rooms, dirt and dust, printing, refineries/chemical producers, maintenance, crime scenes, painting



SGW458



SGW452



| Hooded Coveralls Model No. | Collared Coveralls Model No. | Size |
|----------------------------|------------------------------|----------|
| SGW457 | SGW450 | Small |
| SGW458 | SGW451 | Medium |
| SGW459 | SGW452 | Large |
| SGW460 | SGW453 | X-Large |
| SGW461 | SGW454 | 2X-Large |
| SGW462 | SGW455 | 3X-Large |
| SGW463 | SGW456 | 4X-Large |

POLYETHYLENE APRONS

- Disposable, 0.02 mm thick polyethylene apron
- This bib style apron is 35" x 46" with waist ties
- 100/pkg.
- Accepted for use in Canadian food processing facilities



SGR277



SEK351



| Model No. | Colour |
|-----------|--------|
| SEK351 | White |
| SGR277 | Blue |

SLEEVES

- Microporous film laminated to a polypropylene substrate
- Offers protection against liquid, dust and light chemical splashes
- Can be used in dry and wet work environments
- Elastic at both ends
- Material: Microporous
- Length: 18"
- Sold per pair



| Model No. | Colour |
|-----------|--------|
| SGG328 | White |

TYVEK® 400 COVERALLS

- The best balance of protection, durability and comfort
- Inherent barrier protection against dry particulate hazards
- Even after abrasion, stops sub-micron particles better than reusable garments
- Case Qty: 25



SAS042



Applications:

General maintenance/operations, spray painting, lead abatement, environmental cleanup, asbestos abatement, agriculture, food processing, mold remediation, micro crystalline silica.

| Model No. | Mfg. No. | Size |
|-----------|------------|----------|
| SAS035 | TY1255-M | Medium |
| SAS036 | TY1255-L | Large |
| SAS037 | TY1255-XL | X-Large |
| SAS038 | TY1255-2XL | 2X-Large |
| SAS039 | TY1255-3XL | 3X-Large |
| SAS040 | TY1255-4XL | 4X-Large |

COVERALLS

Serged seams, collar, front zipper closure, elastic wrists and ankles



HOODED COVERALLS

Serged seams, attached hood, front zipper closure, elastic wrists and ankles

| | | |
|--------|------------|----------|
| SAS042 | TY1275-M | Medium |
| SAS043 | TY1275-L | Large |
| SAS044 | TY1275-XL | X-Large |
| SAS045 | TY1275-2XL | 2X-Large |
| SAS046 | TY1275-3XL | 3X-Large |
| SAS047 | TY1275-4XL | 4X-Large |

LIGHTWEIGHT VINYL APRONS

- Bib style
- Cotton straps for adjustability
- Seamless edges prevent residue and bacteria accumulation
- Dimensions: 36" x 45"
- Thickness: 0.20 mm
- Colour: Blue
- Accepted for use in Canadian food processing facilities



| Model No. |
|-----------|
| SEE888 |



POLYETHYLENE SLEEVES

- Disposable
- 0.02 mm polyethylene
- Elastic at both ends
- 100/bag
- Sold per package

SFU586



| Model No. | Length" | Colour |
|-----------|---------|--------|
| SGZ815 | 18 | White |
| SFU586 | 18 | Blue |

CLOTHING

BOUFFANT CAPS

- Non-woven polypropylene
- Elasticized band for an optimum fit
- 100% latex-free
- Sold per package



SEC376

| Model No. | Size | Colour | Qty /Pkg. |
|-----------|-------------|--------|-----------|
| SEC375 | Medium 18" | White | 100 |
| SEC376 | Large 21" | White | 100 |
| SEC377 | X-Large 24" | White | 100 |
| SEC378 | Large 21" | Blue | 100 |
| SEN410 | X-Large 24" | Blue | 100 |
| SHA674 | Large 21" | Yellow | 100 |
| SHA675 | X-Large 24" | Yellow | 100 |
| SHA676 | Large 21" | Green | 100 |
| SHA677 | X-Large 24" | Green | 100 |
| SHA678 | Large 21" | Red | 100 |
| SHA679 | X-Large 24" | Red | 100 |

SHOE COVERS

- 100% spun-bonded polypropylene
- Elasticized band for an optimum fit
- Flexible material permits easy movement
- Sewn seams offer maximum tear strength
- Skid-free model has a textured sole for improved traction
- Sold per package



SEC385

SEC391

| Model No. | Colour | Size | Qty /Pkg. |
|-----------------------|--------|---------|-----------|
| REGULAR SOLE | | | |
| SEC385 | White | Large | 100 |
| SEC386 | White | X-Large | 100 |
| SEC389 | Blue | Large | 100 |
| SEC390 | Blue | X-Large | 100 |
| SKID-FREE SOLE | | | |
| SEC387 | White | Large | 100 |
| SEC388 | White | X-Large | 100 |
| SEC391 | Blue | X-Large | 100 |

CSA-COMPLIANT TRAFFIC SAFETY VESTS

- Lightweight and comfortable, fluorescent sport mesh knit fabric
- 360° horizontal stripe around torso, two vertical stripes on front and 'X' on back
- 4" yellow/silver reflective stripes offer maximum night-time visibility
- Front hook & loop closure permits optimal fitting
- Machine washable
- Reflective Stripe Colour: Silver
- Material: Polyester
- Standard(s) Met: CSA Z96 Class 2 - Level 2



SGI273

SGI277

| Model No. | Size |
|---------------------|----------|
| ORANGE VESTS | |
| SGI273 | Medium |
| SGI274 | Large |
| SGI275 | X-Large |
| SGI276 | 2X-Large |
| YELLOW VESTS | |
| SGI277 | Medium |
| SGI278 | Large |
| SGI279 | X-Large |
| SGI280 | 2X-Large |

RZ1000 HIGH-VISIBILITY RAIN SUITS

- 100% 300D polyester oxford material
- Features ID pocket, snaps, zipper, two patch pockets and detachable hood
- Adjustable wrist cuffs
- Comes with adjustable suspenders
- Adjustable ankle & waist snaps
- Colour: High Visibility Yellow
- Reflective Stripe Colour: Silver
- Standard(s) Met: CSA Z96 Class 3 - Level 2



SGP356

JACKETS & BIB PANTS

| Model No. | Size |
|-----------|----------|
| SGP356 | Small |
| SGP357 | Medium |
| SGP358 | Large |
| SGP359 | X-Large |
| SGP360 | 2X-Large |
| SGP361 | 3X-Large |
| SGP362 | 4X-Large |

JACKETS ONLY

| Model No. | Size |
|-----------|----------|
| SGM194 | Small |
| SGM195 | Medium |
| SGM196 | Large |
| SGM197 | X-Large |
| SGM198 | 2X-Large |
| SGM199 | 3X-Large |
| SGM200 | 4X-Large |



SGM194

BIB PANTS ONLY

| Model No. | Size |
|-----------|----------|
| SGM201 | Small |
| SGM202 | Medium |
| SGM203 | Large |
| SGM204 | X-Large |
| SGM205 | 2X-Large |
| SGM206 | 3X-Large |
| SGM207 | 4X-Large |



SGM201

FLAME-RESISTANT HIGH VISIBILITY SURVEYOR VEST



- Lightweight and comfortable, fluorescent FR-treated polyester mesh fabric provides daytime visibility and flame resistance
- 4" yellow/silver reflective stripes offer maximum night-time visibility
- 5-point tear-away features on shoulders, sides and front for easy quick release
- Safety D-ring access slot
- Three hook & loop sealed pockets and one open pocket
- Two radio loops
- Compliant with CSA testing under CAN/CGSB standard 4.2 No. 27.10 for flame resistance of textile fabrics
- Colour: High Visibility Orange
- Reflective Stripe Colour: Silver
- Material: Polyester
- Standard(s) Met: CSA Z96 Class 2 - Level 2

| Model No. | Size |
|---------------------|----------|
| ORANGE VESTS | |
| SGF136 | Medium |
| SGF137 | Large |
| SGF138 | X-Large |
| SGF139 | 2X-Large |
| YELLOW VESTS | |
| SGF140 | Medium |
| SGF141 | Large |
| SGF142 | X-Large |
| SGF143 | 2X-Large |



SGF136



SGF140

SAFETY VESTS

- High-visibility lightweight polyester mesh provides daytime visibility
- 2" yellow reflective stripes provide 360° nighttime visibility
- 5-point tear-away features on shoulders, sides and front for easy quick release



ZENITH®
Safety Products

| Model No. | Size |
|-----------|----------|
| SEF093 | Medium |
| SEF094 | Large |
| SEF095 | X-Large |
| SEF096 | 2X-Large |

SAFETY FLEECE HOODIES

- 2" Vi-Brance® reflective tape in 4" WCB/Worksafe/DOT configuration
- Thermal protective layer with ANSI compliant visibility protection
- Premium knitted polyester fleece for warmth and breathability
- Anti pill, warm 260 gm polyester quick dry
- Taffeta lined sleeves
- Tear away detachable hood
- Warm full size hood with drawstring adjusters
- Dual chest straps for ID badge/cell/radio
- Two front storage pockets
- Cell phone pocket on left side of chest
- Comfort snug elastic wrist and waistband
- CSA Z96-09 Class 2 Level 2 and ANSI/ISEA 107-2010 Class 2 Level 2



VIKING®

| High Visibility Lime-Green | | High Visibility Orange | | Size |
|----------------------------|------------|------------------------|------------|----------|
| Model No. | Mfg. No. | Model No. | Mfg. No. | |
| SDP424 | 6420JG-S | SDN679 | 6420JO-S | Small |
| SDP425 | 6420JG-M | SDN680 | 6420JO-M | Medium |
| SDP426 | 6420JG-L | SDN681 | 6420JO-L | Large |
| SDP427 | 6420JG-XL | SDN682 | 6420JO-XL | X-Large |
| SDP428 | 6420JG-2XL | SDN683 | 6420JO-2XL | 2X-Large |
| SDP429 | 6420JG-3XL | SDN684 | 6420JO-3XL | 3X-Large |

PREMIUM POLYESTER T-SHIRTS

- Moisture wicking, lightweight, soft and breathable fabric
- Fluorescent lime-green 100% polyester "bird's eye" mesh material
- 3" fluorescent orange/silver dual reflective stripes
- Upper left breast pocket with hook and loop closure
- Two radio loops
- Machine washable
- Meets CSA standard Z96-09, Class 2, Level 2 requirements

ZENITH®
Safety Products



| Model No. | | Size |
|-----------|-------------|----------|
| Orange | Lime-Yellow | |
| SEF109 | SEL243 | Medium |
| SEF110 | SEL244 | Large |
| SEF111 | SEL245 | X-Large |
| SEF112 | SEL246 | 2X-Large |

ARM & LEG BANDS

- 2" lime-yellow/silver reflective bands
- Hook and loop closure permits optimal fit
- Available in various lengths

ZENITH®
Safety Products



| Model No. | Length" |
|-----------|---------|
| SEF122 | 10 |
| SEF123 | 12 |
| SEF124 | 13 1/2 |
| SEF125 | 15 |
| SEF126 | 17 |
| SEF127 | 19 |



5-POINT TEAR-AWAY TRAFFIC SAFETY VESTS

- Lightweight and comfortable fluorescent orange sports mesh knit fabric provides daytime visibility
- 2" yellow reflective stripes provide 360° nighttime visibility
- 5-point tear-away features on shoulders, sides and front for easy quick release
- Meets CSA standard Z96-09, Class 2, Level 2 requirements



ZENITH®
Safety Products

| Model No. | Size |
|-----------|----------|
| SEF097 | Medium |
| SEF098 | Large |
| SEF099 | X-Large |
| SEF100 | 2X-Large |

CSA COMPLIANT FLAME-RESISTANT HIGH VISIBILITY SURVEYOR VEST

- Lightweight and comfortable fluorescent orange sports mesh knit fabric provides daytime visibility
- 4" yellow/silver reflective stripes offer maximum nighttime visibility
- 5-point tear-away features on shoulders, sides and front for easy quick release
- Safety D-ring access slot
- Two top hook and loop sealed pockets and two bottom open pockets
- Two radio loops
- Machine washable
- Meets CSA standard Z96-09, Class 2, Level 2 requirements
- Includes clear plastic pocket for ID badges



SEF101

ZENITH®
Safety Products

SEK232

| Model No. | | Size |
|-----------|-------------|----------|
| Orange | Lime-Yellow | |
| SEF101 | SEK232 | Medium |
| SEF102 | SEK233 | Large |
| SEF103 | SEK234 | X-Large |
| SEF104 | SEK235 | 2X-Large |

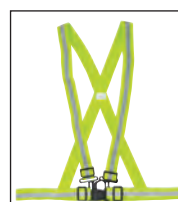
TRAFFIC HARNESSES

- 1 1/2" reflective stripes
- Elasticized material permits optimal fit
- Four strap adjusters and front clip for maximum adjustability

SGZ622



SEF117



| Lime-Yellow Model No. | Orange Model No. | Size |
|-----------------------|------------------|----------|
| SEF117 | SGZ622 | Medium |
| SEF118 | SGZ623 | Large |
| SEF119 | SGZ624 | X-Large |
| SEF120 | SGZ625 | 2X-Large |
| SEF121 | SGZ626 | 3X-Large |



ZENITH®
Safety Products

CROWD & TRAFFIC CONTROL

TRAFFIC CONES

- 100% PVC construction offers excellent flexibility and durability
- Temperature resistance in hot and cold environments
- Fluorescent orange color provides high visibility
- Available with 6" and 4" reflective collars
- High-density interlocking base offers maximum stability
- Meets Minister of Transport regulations for Québec, Ontario and Alberta



| Model No. | Height" | Base Dim. W" x L" | Collar | Wt. lbs. |
|-----------|---------|-------------------|------------------------|----------|
| SEF026 | 18 | 10 1/4 x 10 1/4 | 6" (QC, ON, AB) | 3.15 |
| SEF027 | 28 | 13 3/4 x 13 3/4 | 4" (ON, AB) | 6.75 |
| SEF028 | 28 | 13 3/4 x 13 3/4 | 6" and 4" (QC, ON, AB) | 6.75 |

SEF026



PREMIUM DELINEATOR POSTS

- Standard 42" high post with indentations for easier grip
- 100% LDPE construction offers maximum flexibility and durability
- Superior temperature resistance in hot and cold environments
- Fluorescent orange colour provides high visibility
- Two pre-applied 4" 3M™ high intensity reflective tape collars
- High density interlocking 16" x 16" base offers maximum stability and durability
- Octagonal Base includes carrying handle



| Model No. | Description | Wt. lbs. |
|-----------|-----------------------------|----------|
| SEB773 | Delineator Post Only | 1.8 |
| SGK247 | Rubber Base | 12 |
| SEC153 | Post and Octagonal Base Kit | 14 |

SEC153



PORTABLE INTERLOCKING BARRIERS

- Ideal for directing people in areas where crowd control is required
- Rugged welded steel construction
- Feet are removable so railing will lay flat for shipping and storage
- Includes connectors to attach multiple units together
- Overall dimensions: 102" L x 40" H
- Distance between vertical bars: 7"
- Rail diameter: 1 5/8"
- Weight: 56 lbs.

| Model No. | Description |
|-----------|----------------------|
| SEE395 | Galvanized Finish |
| SEE396 | Safety Yellow Finish |

SEE395



FREE-STANDING CROWD CONTROL BARRIERS

- 4-way connection permits all posts to receive up to three tapes from any direction
- Slow retracting tape cassette insures tape will retract safely
- Specially designed locking mechanism prevents accidental release
- Receiver post without tape cassette for use at the end of a line of posts
- Height: 35"
- Tape length: 7'
- Recommended post spacing: 6'6"

Photo consists of
1 x SAS226 &
1 x SAS230



| Model No. | Description | Tape Colour | Tape Length' |
|-----------------|------------------------------------|----------------------------------|--------------|
| STANDARD | | | |
| SAS226 | Stainless Steel Post with Cassette | Red | 7 |
| SAS227 | Black Post with Cassette | Black | 7 |
| SAS230 | Stainless Steel Receiver Post | - | - |
| SAS231 | Black Receiver Post | - | - |
| SAFETY | | | |
| SAS228 | Yellow Post with Cassette | Yellow | 7 |
| SAS229 | Yellow Post with Cassette | Yellow (Caution Do Not Enter) | 7 |
| SEE818 | Yellow Post with Cassette | Yellow (Attention Ne Pas Entrer) | 7 |
| SAS232 | Yellow Receiver Post | - | - |

PREMIUM TRAFFIC CONES

- 100% PVC construction offers maximum flexibility and durability
- Superior temperature resistance in hot and cold environments
- Fluorescent orange colour provides high visibility
- High density interlocking base offers maximum stability



SEB769



| Model No. | Description | Base Dim. W" x L" | Wt. lbs. |
|-----------|-------------|-------------------|----------|
| SEB768 | 12" | 8 5/8 x 8 5/8 | 2 |
| SEB769 | 18" | 10 1/4 x 10 1/4 | 3.3 |
| SEB771 | 28" | 13 3/4 x 13 3/4 | 7 |

TRAFFIC CONE TOPPER

- 9.8' red and white striped belt
- Easier to use than traffic tape
- Fits securely to top of cone to transform traffic cones into a crowd control system
- Durable construction
- Cones not included
- Ideal for use anywhere where temporary crowd and traffic control is required

Model No. SGY103



RETRACTABLE CONE BAR

- Designed for use with traffic cones and delineator posts
- Permits to easily and quickly setup a safety barrier
- Lightweight design permits ease of transport and setup
- Made of high quality ABS materials for best durability
- Fluorescent colour for enhanced daytime visibility
- Reflective tape offers maximum nighttime visibility and safety



SDP614

| Model No. | Collapsed Length | Extended Length | Colour |
|-----------|------------------|-----------------|--------------|
| SDP614* | 4' 5" | 7' 5" | Black/Orange |
| SGS309 | 4'-1/4" | 7'-1/4" | Black/Yellow |

*3M™ Reflective Tape



COLLAPSIBLE TRAFFIC CONE

- Made from a durable plastic base and a folding fabric cone
- Internal light flashes for better visibility
- Collapses for easy storage
- Uses a replaceable, long-lasting lithium-ion battery
- Meets MUTCD Standards
- Includes: (4) Cones, (1) Carrying case
- Colour: Orange
- Reflective Collars: 4"


| Model No. | Overall Height |
|-----------|----------------|
| SHA659 | 18" |
| SHA820 | 28" |



SPEED BUMPS

- 1-piece lightweight 100% recycled rubber
- Resistant to corrosion, moisture, oil, weather variations and UV light
- Perfect for speed reduction in parking lots, school zones and areas with heavy pedestrian traffic
- Black with bright yellow reflective stripes for maximum visibility
- Easily installed with 14" rebar spike for permanent or temporary installation
- 11" W x 2" H
- Capacity: approx. 18 tons at 10 km/h

SHA660



SEH142

| Model No. | Description | Length | Spikes Required | Weight lbs. |
|-----------|-------------|--------|-----------------|-------------|
| SEH142 | Speed Bump | 4' | 5 | 35 |
| SEH143 | Speed Bump | 6' | 4 | 55 |
| SEH144 | Rebar Spike | 14" | - | - |
| SHA660 | End Cap | - | 1 | - |

ANTI-SKID TAPE

- Helps prevent injuries from slipping and falling
- Grit sandpaper surface with adhesive backing
- Water, grease, and oil resistant
- Ideal for both indoor and outdoor applications
- Meets or exceeds NFSI 101-A and OSHA 1910.24 and 1910.26
- RoHS compliant
- Length: 60'
- Grit: 60




| Model No. | Width" | Colour |
|-----------|--------|--------------|
| SDN088 | 2 | Red/White |
| SDN089 | 2 | Black/Yellow |
| SDN090 | 2 | Yellow |
| SDN091 | 2 | Red |
| SDN098 | 1 | Black |
| SDN099 | 2 | Black |
| SDN100 | 4 | Black |
| SDN101 | 6 | Black |
| SDN102 | 12 | Black |
| SDN103 | 1 | Clear |
| SDN104 | 2 | Clear |
| SDN105 | 4 | Clear |
| SDN106 | 6 | Clear |


ANTI-SKID TAPE

- Helps prevent injuries from slipping and falling
- Grit sandpaper surface with adhesive backing
- Water, grease, and oil resistant
- Ideal for both indoor and outdoor applications
- Pre-cut sizes with rounded corners offer a finished look and prevents the corners from lifting
- Meets or exceeds NFSI 101-A and OSHA 1910.24 and 1910.26
- RoHS compliant
- Thickness: 0.78 mm (30 mil)
- Temperature Range: 175°F to -20°F
- Application range: 95°F to 50°F
- Grit: 60


SDN107



SDN108



SDN112



SDN111



| Model No. | Dimensions W" x L" | Description | Qty /Pack |
|-----------|--------------------|--------------------------|-----------|
| SDN107 | 3/4 x 24 | Rounded Edge Strip | 50 |
| SDN108 | 3 x 24 | Strip | 50 |
| SDN109 | 6 x 24 | Strip | 50 |
| SDN110 | 6 x 30 | Strip | 50 |
| SDN111 | 5 1/2 x 5 1/2 | Square | 50 |
| SDN112 | 6 x 24 | Strip w/ Reflective Band | 10 |
| SDS936 | 6 x 24 | Black/Yellow Strip | 1 |

BARRICADE TAPE

- Warn against hazards by restricting entry to dangerous areas
- Ideal for both indoor and temporary outdoor usage
- Made of polyethylene



| Model No. | Message | Colour | Roll Size |
|-----------------------------------|-----------|-----------------|------------|
| STANDARD DUTY - 1.5 MIL | | | |
| SEK397 | Caution | Black on Yellow | 3" x 1000' |
| SFJ602 | Caution | Black on Yellow | 3" x 300' |
| SEK398 | Attention | Black on Yellow | 3" x 1000' |
| SEK399 | Danger | Black on Red | 3" x 1000' |
| SDS739 | Danger | Black on Yellow | 3" x 1000' |
| HEAVY-DUTY - 2.0 MIL | | | |
| SEK400 | Caution | Black on Yellow | 3" x 1000' |
| SEK401 | Attention | Black on Yellow | 3" x 1000' |
| SEK402 | Danger | Black on Red | 3" x 1000' |
| EXTRA HEAVY-DUTY - 2.5 MIL | | | |
| SEK403 | Caution | Black on Yellow | 3" x 1000' |
| SEK404 | Attention | Black on Yellow | 3" x 1000' |
| SEK405 | Danger | Black on Red | 3" x 1000' |
| SDS740 | Danger | Black on Yellow | 3" x 1000' |

AISLE MARKING TAPE

- Strong and durable tape that will adhere to most clean surfaces
- Can be used on floors, walls and equipment
- Blue is commonly used for general information
- Material: PVC
- Roll Length: 108'
- Thickness: 6 mil

| Model No. | Colour | Width |
|-----------|--------|-------|
| SGW126 | Blue | 2" |
| SGW127 | Orange | 2" |
| SGW128 | Green | 2" |
| SGW129 | Red | 2" |
| SGW130 | White | 2" |
| SGW131 | Yellow | 2" |
| SGW132 | Black | 2" |



CONSPICUITY TAPE

- Impact proof
- UV stable
- Increases visibility in low light or poor visibility situations
- Easy to cut and apply
- Ideal for use on trailers, vehicles, for towing, industrial equipment
- Format: Roll
- Width: 2"
- Length: 150'
- Standard(s) Met: FMVSS108, the Standard Set by the Department of Transportation



| Model No. | Description | Colour |
|-----------|---------------------------------------|-------------|
| SGU268 | - | White |
| SGU269 | 6" white, 6" red alternating pattern | Red & White |
| SGU270 | 7" white, 11" red alternating pattern | Red & White |

FLAGGING TAPE

- Quick and easy way to lay out boundaries
- Non-adhesive
- Brightly coloured tape offers maximum visibility
- Material: Vinyl



| Model No. | Colour | Dimensions W" x L' |
|-----------|--------------------|--------------------|
| SGQ805 | Fluorescent Orange | 1.1875 x 164 |
| SGQ806 | Red | 1.1875 x 164 |
| SGQ807 | Fluorescent Pink | 1.1875 x 164 |
| SHB928 | Fluorescent Green | 1.1875 x 164 |
| SHB929 | Fluorescent Yellow | 1.1875 x 164 |
| SGQ808 | Blue | 1.1875 x 328 |

TRAFFIC CONE

- 1-piece lightweight PVC construction offers flexibility and durability
- Ideal for sporting events, driver's education courses and marking indoor hazards
- Height: 6"
- Base Dimensions: 5 7/8" W x 5 7/8" L
- Colour: Orange

Model No. SGC920



SAFETY MIRRORS

DOMES MIRRORS

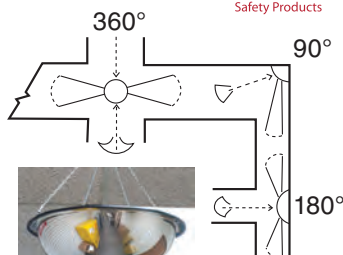
- Increase surveillance and prevent accidents due to blind corners
- Constructed of acrylic for added durability
- Comes with black protective edges
- Screw holes positioned on edge for easy mounting
- Full dome mirrors come with 4 hanging chains and hooks
- All mirrors are open-topped

Ideal Locations:

| | |
|------|----------------------|
| 360° | 4-way intersections |
| 180° | T-intersections |
| 90° | Corner intersections |

USE FURNITURE POLISH TO CLEAN MIRRORS. GLASS CLEANER WILL DAMAGE SURFACE.

ZENITH®
Safety Products



| Model No. | Mirror Dia." |
|---------------------------|--------------|
| FULL DOME - 360° | |
| SEJ875 | 20 |
| SEJ876 | 24 |
| SEJ877 | 31 |
| SEJ878 | 47 |
| HALF DOME - 180° | |
| SEJ879 | 20 |
| SEJ880 | 24 |
| SEJ881 | 31 |
| SEJ882 | 47 |
| QUARTER DOME - 90° | |
| SEJ883 | 20 |
| SEJ884 | 24 |

* The dimensions listed are that of a full dome

DROP-IN CEILING PANEL DOMES

- One-piece drop-in dome replaces a standard 2' x 2' drop-ceiling tile
- Dome provides 360° viewing for optimal surveillance
- Ideal for 4-way intersections
- Diameter: 24"

Model No. SDP536

ZENITH®
Safety Products



USE FURNITURE POLISH TO CLEAN MIRRORS. GLASS CLEANER WILL DAMAGE SURFACE.

ROUNDTANGULAR CONVEX MIRRORS

- Designed to fit into smaller spaces
- Grants the same view as a full sized convex mirror but occupies a smaller area
- Ideal for blind spots near machinery and areas where mounting space is limited
- Comes with adjustable arm
- Rubber frame

ZENITH®
Safety Products

USE FURNITURE POLISH TO CLEAN MIRRORS. GLASS CLEANER WILL DAMAGE SURFACE.

SGP258



SGI557

PLASTIC BACK

GALVANIZED STEEL BACK

| Mirror Dia." | Model No. | Mounting Type | Model No. | Mounting Type | Model No. | Mounting Type | Model No. | Mounting Type |
|--------------|-----------|---------------|-----------|---------------|-----------|---------------|-----------|---------------|
| 12 x 18 | SDP528 | Telesc. Arm | SGI557 | Bracket | SDP532 | Telesc. Arm | SGI561 | Bracket |
| 18 x 26 | SDP529 | Telesc. Arm | SGI558 | Bracket | SDP533 | Telesc. Arm | SGI562 | Bracket |
| 20 x 30 | SDP530 | Telesc. Arm | SGI559 | Bracket | SDP534 | Telesc. Arm | SGI563 | Bracket |
| 24 x 36 | SDP531 | Telesc. Arm | SGI560 | Bracket | SDP535 | Telesc. Arm | SGI564 | Bracket |

CONVEX MIRRORS

- Removes blind spots reducing the chance of accidents caused by blind corners
- Includes adjustable arm
- Adjustable ball and swivel mount with 100° viewing angle

ZENITH®
Safety Products

USE FURNITURE POLISH TO CLEAN MIRRORS. GLASS CLEANER WILL DAMAGE SURFACE.



SGI552

BLACK PVC BACK

GALVANIZED STEEL BACK

| Mirror Dia." | Model No. | Mounting Type | Model No. | Mounting Type | Model No. | Mounting Type | Model No. | Mounting Type |
|--------------|-----------|---------------|-----------|---------------|-----------|---------------|-----------|---------------|
| 12 | SGI547 | Telesc. Arm | SDP505 | Bracket | SGI552 | Telesc. Arm | SDP500 | Bracket |
| 18 | SGI548 | Telesc. Arm | SDP506 | Bracket | SGI553 | Telesc. Arm | SDP501 | Bracket |
| 26 | SGI549 | Telesc. Arm | SDP507 | Bracket | SGI554 | Telesc. Arm | SDP502 | Bracket |
| 30 | SGI550 | Telesc. Arm | SDP508 | Bracket | SGI555 | Telesc. Arm | SDP503 | Bracket |
| 36 | SGI551 | Telesc. Arm | SDP509 | Bracket | SGI556 | Telesc. Arm | SDP504 | Bracket |

CLOSED-TOP DOME MIRRORS

- Removes blind spots reducing the chance of accidents caused by blind corners
- Durable heavy-duty acrylic construction
- Galvanized Steel Backing

FULL DOME - 360°

| Model No. | Mirror Dia." |
|-----------|--------------|
| SDP520 | 18 |
| SDP521 | 26 |
| SDP522 | 32 |
| SDP523 | 48 |

HALF DOME - 180°

| Model No. | Mirror Dia." * |
|-----------|----------------|
| SDP524 | 18 |
| SDP525 | 26 |
| SDP526 | 32 |
| SDP527 | 48 |

* The dimensions listed are that of a full dome

ZENITH®
Safety Products

USE FURNITURE POLISH TO CLEAN MIRRORS. GLASS CLEANER WILL DAMAGE SURFACE.



FLAT MIRRORS

- Offers optimal view with accurate depth perception
- Durable acrylic mirror
- Framed mirrors come with with galvanized steel back

UNFRAMED

FRAMED

| Dim. L" x W" | Model No. | Model No. |
|--------------|-----------|-----------|
| 12 x 12 | SDP510 | SDP515 |
| 12 x 18 | SDP511 | SDP516 |
| 18 x 24 | SDP512 | SDP517 |
| 18 x 30 | SGT377 | SGT378 |
| 24 x 30 | SDP513 | SDP518 |
| 30 x 36 | SDP514 | SDP519 |



SDP515

SDP510



ZENITH®
Safety Products

USE FURNITURE POLISH TO CLEAN MIRRORS. GLASS CLEANER WILL DAMAGE SURFACE.

EMERGENCY EYEWASH STATIONS

SINGLE USE EYEWASH STATIONS

- Complete with wall mounted panel, featuring a mirror, sterile irrigating solution and eye cups

SGA888



SGA887



| Model No. | Mfg. No. | Includes |
|-----------|------------|--|
| SGA887 | FAEWS6514F | SGA897 plus (1) 32 oz./1 L with eye cup SGB149 |
| SGA889 | FAEWS1416F | SGA894 plus (2) 32 oz./1 L with eye cup attach SGB149 |
| SGA886 | FAEWS1113F | SGA891 plus (1) 16 oz./500 ml with eye cup attach SGB154 |
| SGA888 | FAEWS1213F | SGA893 plus (2) 16 oz./500 ml with eye cup SGB154 |

FENDALL PURE FLOW 1000® EYEWASH STATIONS

- Sure-grip handle provides instant activation
- Activation straps display expiration date
- Integral drain valve and fluid reservoir
- Automatically displays "Warning Service Immediately" once activated
- Requires two 3.8 gallon Eyesaline® fluid cartridges (sold separately)
- Comes complete with product registration card, operating manual, metal hanging bracket for installation and an emergency eye wash sign
- SEI certified to meet ANSI standard Z358.1-2009




Honeywell

| Model No. | Mfg. No. | Description |
|-----------|----------------|--|
| SD552 | 32-001000-0000 | Eyewash Station (English Instructions) |
| SAJ678 | 32-001000-0022 | Eyewash Station (French Instructions) |
| SD553 | 32-001050-0000 | Fluid Cartridges (2/pkg) |

FAUCET-MOUNT EYEWASH STATIONS

- Cost effective solution for applications with an existing faucet
- Mounts to standard or gooseneck type faucets
- Twin spray heads include a flow control and pop-off dust covers
- One-step activation
- Faucet can be used for normal operation
- Includes a safety sign and inspection tag
- Weight: 1 lb.
- SEI certified to ANSI standard Z358.1-2009

Faucet not included



Model No. SAK621
Mfg. No. S19-200B

AXION® EYEPOD® EYEWASH

- Faucet-mounted eyewash in an attractive, low-cost, compact package
- Revolutionary inverted flow sweeps contaminants away from the vulnerable nasal cavity
- Sleek, smooth, stainless steel exterior blends with any décor
- Includes a variety of industry-standard faucet adapters, making installation a snap
- Easy to use and clean, the Axion® eyePOD® activates with just a quick rotation
- Features a built-in thermostatic control to guard against overheated water entering eyes
- Certified by CSA to meet ANSI standard Z358.1

Model No. SEC658
Mfg. No. 7620



9-GALLON PORTABLE EYEWASH STATIONS

- 9-gallon high-density green polyethylene tank made from FDA approved materials
- Gravity fed
- Easy-to-operate yellow activation arm protects eyewash spouts when not in use
- Wide-fill opening with threaded cap
- Light design and mounting bracket (included)
- Freeze-Protection version SFV126 ideal for remote, low traffic area's
- Certified by CSA to meet ANSI standard Z358.1-2009



| Model No. | Mfg. No. | Description |
|-----------|----------|--|
| SAR314 | 7501 | Portable Gravity Eyewash Fountain |
| SAR315 | 9082 | Bacteriostatic Water Preservative, 8 oz., 4/Case |
| SFV126 | 7501T | Freeze-Protection and Tempered Gravity Eyewash Station, 120V |
| SFV127 | 7501T240 | Freeze-Protection and Tempered Gravity Eyewash Station, 240V |

WALL-MOUNT AXION MSR® EYE/FACE WASH STATIONS

- Provides a Zero Vertical Velocity™ stream
- Wall mounts with an aluminum bracket
- 11" diameter bowl
- Mesh strainer collects debris
- Certified by CSA to meet ANSI standard Z358.1-2009



SEB239

| Model No. | Mfg. No. | Description |
|----------------------|-------------|----------------------------|
| EYE/FACE WASH | | |
| SEB239 | 7260B-7270B | ABS Plastic Bowl |
| SEB240 | 7360B-7460B | Stainless Steel Bowl |
| ACCESSORIES | | |
| SEB264 | 9102 | Stainless Steel Dust Cover |
| SEI814 | 9201EW | Thermostatic Mixing Valve |

HALO™ COMBINATION SHOWER & EYEWASH STATIONS

- Combine Halo™ eyewash technology with SpinTec™ shower features for high performance safety installations
- SpinTec™ showers yield superior fluid distribution
- Durable ABS plastic showerhead and bowl
- Compact profile means less in-plant damage
- Features antimicrobial protection, integral strainers, and rugged safety-yellow powder coat paint
- Aquaduct™ self-draining design eliminates bacteria growth from standing fluid
- Eye/face wash models provides industry leading 85% facial coverage
- Optional see-through plastic dust cover (shown) makes inspection simple
- ULC certified to ANSI standard Z358.1-2009



SEB807



| Model No. | Mfg. No. | Dust Cover Included |
|----------------------|-----------------|---------------------|
| EYEWASH | | |
| SEB801 | S193140A1AAAA00 | No |
| SEB803 | S193140A1ABBA00 | Yes |
| EYE/FACE WASH | | |
| SEB806 | S193140A1ABAA00 | No |
| SEB807 | S193140A1ABBA00 | Yes |



FIRST AID

CSA FIRST AID KITS

- CSA regulatory First Aid Kits for:
 - Alberta
 - Manitoba
 - Saskatchewan
 - New Brunswick
 - Newfoundland & Labrador
 - Northwest Territories
 - Nunavut
 - Ontario
 - Quebec
 - Prince Edward Island
 - Nova Scotia

SGR340



SGR327



SGR339

CONTACT US FOR BRITISH COLUMBIA KITS

| Model No. | Mfg No. | Kit Type | Size | Container Type |
|----------------------------|-------------|----------|----------|-------------------------|
| BULK FIRST AID KITS | | | | |
| SGR327 | FAKCSAT1BP | Kit #1 | Personal | Plastic Box - 10-Unit |
| SGR328 | FAKCSAT1BM | Kit #1 | Personal | Metal Box - 10-Unit |
| SGR329 | FAKCSAT1BN | Kit #1 | Personal | Nylon Pouch - 5" x 4" |
| SGW400 | FAKCSAT1BR | Kit #1 | Personal | Refill Kit |
| SGR346 | FAKCSAT2SBP | Kit #2 | Small | Plastic Box - 16-Unit |
| SGR345 | FAKCSAT2SBM | Kit #2 | Small | Metal Box - 16-Unit |
| SGR344 | FAKCSAT2SBN | Kit #2 | Small | Nylon Pouch - 9" x 4" |
| SGW402 | FAKCSAT2SBR | Kit #2 | Small | Refill Kit |
| SGR342 | FAKCSAT2MBP | Kit #2 | Medium | Plastic Box - 36-Unit |
| SGR341 | FAKCSAT2MBM | Kit #2 | Medium | Metal Box - 36-Unit |
| SGR343 | FAKCSAT2MBN | Kit #2 | Medium | Nylon Pouch - 8" x 12" |
| SGW399 | FAKCSAT2MBR | Kit #2 | Medium | Refill Kit |
| SGR347 | FAKCSAT2LBP | Kit #2 | Large | Plastic Box - 40-Unit |
| SGR340 | FAKCSAT2LBM | Kit #2 | Large | Metal Box - 40-Unit |
| SGR339 | FAKCSAT2LBN | Kit #2 | Large | Nylon Pouch - 16" x 12" |
| SGW401 | FAKCSAT2LBR | Kit #2 | Large | Refill Kit |
| SGR338 | FAKCSAT3SBP | Kit #3 | Small | Plastic Box - 36-Unit |
| SGR337 | FAKCSAT3SBM | Kit #3 | Small | Metal Box - 36-Unit |
| SGR336 | FAKCSAT3SBN | Kit #3 | Small | Nylon Pouch - 13" x 9" |
| SGW405 | FAKCSAT3SBR | Kit #3 | Small | Refill Kit |
| SGR330 | FAKCSAT3MBP | Kit #3 | Medium | Plastic Box - 40-Unit |
| SGR331 | FAKCSAT3MBM | Kit #3 | Medium | Metal Box - 40-Unit |
| SGR332 | FAKCSAT3MBN | Kit #3 | Medium | Nylon Pouch - 16" x 12" |
| SGW404 | FAKCSAT3MBR | Kit #3 | Medium | Refill |
| SGR334 | FAKCSAT3LBP | Kit #3 | Large | Plastic Box - 40-Unit |
| SGR335 | FAKCSAT3LBM | Kit #3 | Large | Metal Box - 40-Unit |
| SGR333 | FAKCSAT3LBN | Kit #3 | Large | Nylon Pouch - 16" x 12" |
| SGW403 | FAKCSAT3LBR | Kit #3 | Large | Refill Kit |

| Content of Kits | Kit #1 Personal | Kit #2 Small | Kit #2 Medium | Kit #2 Large | Kit #3 Small | Kit #3 Medium | Kit #3 Large |
|--------------------------------------|-----------------|--------------|---------------|--------------|--------------|---------------|--------------|
| Adhesive Plastic Strips 1" x 3" | 10 | 13 | 35 | 70 | 13 | 35 | 70 |
| Adhesive finger tips dressing, Large | 2 | 4 | 5 | 10 | 4 | 5 | 10 |
| Adhesive knuckle tips dressing | 2 | 4 | 5 | 10 | 4 | 5 | 10 |
| Adhesive fabric squares 2" x 3" | 2 | 4 | 5 | 10 | 4 | 5 | 10 |
| Gauze Pad 3" x 3" sterile | 6 | 12 | 24 | 48 | 12 | 24 | 48 |
| Gauze Pad 4" x 4" sterile | - | - | - | - | 6 | 12 | 24 |
| Telfa pad 2" x 3" | - | - | - | - | 4 | 8 | 16 |
| Abdominal Pad 5" x 9" sterile | - | 1 | 2 | 2 | 1 | 2 | 4 |
| Conform bandage 2" X 5 yards | 1 | 1 | 2 | 4 | 1 | 2 | 4 |
| Conform bandage 4" X 5 yards | - | 1 | 2 | 4 | 1 | 2 | 4 |
| Compress Bandage 4" sterile | 2 | 2 | 4 | 8 | 1 | 2 | 4 |
| Compress Bandage 6" sterile | - | - | - | - | 1 | 2 | 4 |
| Triangular Bandage | 1 | 2 | 4 | 8 | 2 | 4 | 8 |
| Adhesive Tape 1" X 2.5 yards | 1 | 1 | - | - | 1 | - | - |
| Adhesive Tape 1" X 5 yards | - | - | 1 | - | 1 | - | - |
| Adhesive Tape 1" X 10 yards | - | - | - | 1 | - | - | 1 |
| Tensor 3" x 5 yards | - | - | - | - | 1 | 2 | 2 |
| Eye pad sterile | - | - | - | - | 2 | 2 | 4 |
| Eye shield | - | - | - | - | 2 | 2 | 4 |
| Instant cold pack | - | - | - | - | 1 | 2 | 4 |
| Antibiotic cream | 2 | 6 | 12 | 24 | 6 | 12 | 24 |
| Benzalkonium antiseptic wipes | 6 | 25 | 50 | 100 | 25 | 50 | 100 |
| Hand cleaning wipes | 4 | 6 | 12 | 24 | 6 | 12 | 24 |
| Rescue breather | - | 1 | 1 | 1 | 1 | 1 | 1 |
| Disposable gloves (1 pair) | 2 | 4 | 8 | 16 | 4 | 8 | 16 |
| Tweezers 4 1/2" | 1 | 1 | 1 | 1 | 1 | 1 | 1 |
| Biohazard bags | 1 | 1 | 2 | 2 | 2 | 4 | 8 |
| Scissors | - | 1 | 1 | 1 | 1 | 1 | 1 |
| Mylar blanket | - | 1 | 1 | 1 | 1 | 2 | 2 |
| Metal splint 24" | - | - | - | - | 1 | 1 | 2 |
| Splint padding | - | - | - | - | 1 | 1 | 2 |
| Glucose | - | - | - | - | 1 | 2 | 2 |
| Arterial tourniquet | - | - | - | - | 1 | 1 | 1 |

HOT & COLD THERAPY PRODUCTS

- Hot therapy provides relief for stiff joints, muscle aches and pains, tension and cramps
- Cold therapy provides relief for swelling, muscle spasms and pains, headaches and minor injuries

SGB142



SGB285



SGB145



| Model No. | Mfg No. | Description | Size" |
|----------------------------|-----------|-------------|---------|
| INSTANT COMPRESSES | | | |
| SGB145 | FAHP6X10 | Hot | 6 x 10 |
| SGB142 | FACP4X6 | Cold | 4 x 6 |
| SGB143 | FACP5X9 | Cold | 5 x 9 |
| REUSABLE COMPRESSES | | | |
| SGB285 | FARHC565 | Hot/Cold | 5 x 6,5 |
| SGB286 | FARHC856 | Hot/Cold | 8,5 x 6 |
| SGB284 | FARHC1010 | Hot/Cold | 10 x 10 |

INSTANT COLD COMPRESSES

- For relief of pain and swelling caused by sprains, strains, contusions, and other minor injuries
- Easy to use cold therapy without the mess of ice or ice cubes
- No refrigeration needed
- Convenient and portable
- Single Use
- Medical Device Class: Class 1



SGW783



SGX568



INSTANT HOT COMPRESSES

- Instant warm therapy for relief of sore muscles, muscle spasms and joint stiffness
- Stays warm for up to 30 minutes
- Reaches temperatures of up to 45°C (113°F)
- Convenient and portable
- Single Use
- Medical Device Class: Class 1



| Model No. | Dimensions" |
|-----------|-------------|
| SGX053 | 6 x 9 |

-A-

| | |
|----------------------------------|-----------|
| Adhesives, Spray | B173 |
| Air Conditioners | B211 |
| Air Curtains | |
| Air Circulators..... | B210 |
| Fans..... | B210 |
| Air Products | |
| Hose Reels..... | B203 |
| Pipe Fittings..... | B240-B241 |
| Piping..... | B107 |
| Aircraft Cables | B39 |
| Aisle Marking Tape | B257 |
| Aisle Signs | B133 |
| Alkyd Coating | B200-B201 |
| Alkyd Paint | B200-B201 |
| Anchors, Screw Pin | B42 |
| Angled Brooms | B184 |
| Antibacterial Soap | B191 |
| Anti-Fatigue Matting | |
| | B223-B226 |
| Anti-Skid Cleats | B257 |
| Anti-Skid Pellets | B195 |
| Anti-Skid Tape | B257 |
| Anti-Static Matting | B227 |
| Appliance Trucks | B2 |
| Aprons | |
| Chemical Resistant..... | B253 |
| General Purpose..... | B253 |
| Limited Use..... | B253 |
| Archive, Shelving | B117 |
| Arm / Leg Bands, | |
| Traffic Control..... | B255 |
| Ashtrays | B62, B181 |

-B-

| | |
|--|----------------------------------|
| Bag Sealing Tape | B175 |
| Bags | |
| Garbage..... | B179 |
| Poly..... | B175 |
| Tool..... | B82 |
| Banding Film | B170 |
| Bankers® Boxes | B219 |
| Bar Racks | B108 |
| Barricade Tape | B257 |
| Barricades, Traffic Control | B256 |
| Bars | |
| Cargo..... | B50 |
| Traffic Cone..... | B256 |
| Batteries | B206 |
| Battery Tester | B206 |
| Beam Clamps | B38 |
| Beam Trolleys | B38 |
| Belts, Tool | B82 |
| Bench Scales | B162-B163 |
| Bench Vises | B203 |
| Benches | |
| Locker Room..... | B106, B215 |
| Service..... | B86-B87 |
| Work..... | B87-B93 |
| Bin Carts | B137 |
| Bin Racks | B137, B156 |
| Bin Shelves | B142 |
| Bin Support Panels | B136-B137 |
| Bins | |
| Mobile..... | B136 |
| Nesting..... | B146, B159 |
| Revolving..... | B149 |
| Shelf..... | B139-B141 |
| Small Parts..... | B134, B156-B157 |
| Stacking..... | B134-B136, B139, B143-B146, B157 |
| Stacking Container..... | B136 |
| Steel..... | B36, B158 |
| Wire Mesh..... | B136 |
| Blades, Packaging Knife | B166 |
| Blankets, Moving | B3 |
| Bollards | B47-B49 |
| Bolts | |
| Assortments..... | B39 |
| Eye..... | B39 |
| Wedge..... | B48, B113 |

| | |
|--|---------------------|
| Bonding & Grounding Wires | B65, B227 |
| Booms, Jib | B37 |
| Boot, Decontamination | B227 |
| Boot Brushes | B222 |
| Boot Sanitizer | B227 |
| Boot Trays | B222 |
| Box Sealing Tape | B172 |
| Box Sealing Tape Dispensers | B172 |
| Box Trucks | B18, B22-B23 |
| Boxes | |
| Corrugated Paper..... | B171 |
| Filing..... | B219 |
| Jobsite..... | B78-B83, B160 |
| Tool Storage..... | B83 |
| Tote..... | B134 |
| Broadcast Spreaders | B195, B197 |
| Brooms | |
| Angled..... | B184 |
| Corn..... | B184 |
| Handles..... | B185 |
| Push..... | B184-B185 |
| Brushes | |
| Boot & Shoe..... | B222 |
| Paint..... | B199 |
| Snow..... | B196 |
| Bubble Pouches | B170 |
| Buckets | B188-B189 |
| Buckles | |
| Plastic..... | B169 |
| Steel..... | B169 |
| Bump Caps | B242 |
| Bumpers, Dock | B52 |
| Bung Wrenches | B64 |
| Bus Tubs | |
| Bins..... | B142 |
| Containers..... | B142 |
| -C- | |
| Cabinet Drawers | B96-B98, B153-B154 |
| Cabinets | |
| Acid / Corrosives..... | B229 |
| Drum..... | B228 |
| Flammables..... | B228-B230 |
| Gas Cylinder..... | B230 |
| Key..... | B219 |
| Paint and Ink..... | B229-B230 |
| Small Parts..... | B149-B157 |
| Storage..... | B100-B103, B138 |
| Tool Storage..... | B80, B83, B85 |
| Cable Lockouts | B233 |
| Cable Protectors | |
| Dock..... | B46 |
| Office..... | B46, B51 |
| Cables, Aircraft | B39 |
| Caddy, Waste Container | B176 |
| Cafeteria Supplies, Tables | B215 |
| Cans | |
| Garbage..... | B144, B176-B179 |
| Oil..... | B202 |
| Oily Waste..... | B231 |
| Safety..... | B231 |
| Cantilever Racks | B109 |
| Cap Seal Crimpers | B64 |
| Caps, Bump | B242 |
| Cargo Bars | B50 |
| Carton Cutters | B171 |
| Carton Staplers | B171 |
| Cartridges, Respirator | B245 |
| Carts | |
| Bin..... | B137 |
| Drywall..... | B17 |
| Janitorial..... | B25, B187 |
| Lumber..... | B17 |
| Order Picking..... | B14 |
| Parts Storage..... | B153 |
| Shelf..... | B12-B15, B130, B132 |

| | |
|--|--------------------------------|
| Shop..... | B12-B18, B130-B132, B137, B153 |
| Stock Picking..... | B15 |
| Tool..... | B84, B93 |
| Trades..... | B12 |
| Utility..... | B12, B15, B18, B130-B131 |
| Wire Spool..... | B16 |
| Cases | |
| Equipment..... | B161 |
| Small Parts..... | B160 |
| Casters | B26-B27, B212-B213 |
| Ceiling Mounted Heaters | B212-B213 |
| Chain, General Purpose | B31, B42, B50 |
| Chairs | |
| Ergonomic..... | B218 |
| Folding..... | B215 |
| Office..... | B216, B218 |
| Stacking..... | B215 |
| Checklist Kit, Forklift | B31 |
| Chemical Resistant Clothing | |
| Aprons..... | B253 |
| Coveralls..... | B252-B253 |
| Chemical Resistant Gloves | B246 |
| Chests, Tool Storage | B84-B85 |
| Chocks, Wheel | B29, B44-B46 |
| Circular Saws, Framing | B257 |
| Clamps | |
| Beam..... | B38 |
| Drum Lifting..... | B56 |
| Lifting..... | B38 |
| Clean Room Matting | B227 |
| Cleaners | |
| Degreasers..... | B190-B191, B198 |
| Hand..... | B191-B192 |
| Industrial..... | B189-B191 |
| Whiteboard..... | B214 |
| Cleaning Equipment | |
| Brooms..... | B184-B185 |
| Buckets..... | B188-B189 |
| Buckets / Wringers..... | B188-B189 |
| Carts..... | B25, B187 |
| Dustpans..... | B184 |
| Mops..... | B186 |
| Trigger Sprayers..... | B189 |
| Vacuum Cleaners..... | B182-B183 |
| Wringers..... | B188 |
| Cleats | B257 |
| Clevis Grab Hooks | B43 |
| Clinical Scales | B162 |
| Clocks | |
| Time..... | B220 |
| Wall..... | B220 |
| Closures, Drum | B59, B63 |
| Clothing | |
| Chemical Resistant..... | B252-B253 |
| General Protection..... | B252-B253 |
| High Visibility..... | B254-B255 |
| Limited Use..... | B252-B253 |
| Rainwear..... | B254 |
| Work..... | B253 |
| Coated Gloves | B246-B250 |
| Coating | |
| Alkyd..... | B200-B201 |
| Epoxy..... | B200 |
| Floor..... | B200 |
| High Heat..... | B200 |
| Rubber..... | B198 |
| Cold Compresses | B260 |
| Collapsible Containers | B159 |
| Column Protectors | B49 |
| Compounds, Sweeping | B185 |
| Compresses | B260 |
| Conditioners, Air | B211 |
| Cone Bars | B256 |
| Cones, Traffic Control | B256 |

| | |
|--|----------------------------------|
| Connectors, Straight Blade | B204 |
| Conspicuity Tape | B257 |
| Containers | |
| Collapsible..... | B159 |
| Distribution..... | B142, B145-B148 |
| Food Handling..... | B144 |
| Milk/Dairy Crate..... | B145 |
| Mobile Bins..... | B136 |
| Nesting Bins..... | B146, B159 |
| Poly..... | B59, B144 |
| Recycling..... | B179-B180 |
| Revolving Bins..... | B149 |
| Salt & Sand..... | B195 |
| Shelf Bins..... | B139-B141 |
| Small Parts Bins..... | B134, B156-B157 |
| Stacking Bins..... | B134-B136, B139, B143-B146, B157 |
| Steel Bins..... | B36, B158 |
| Transfer Boxes..... | B146 |
| Convex Mirrors | B258 |
| Cord Reels | |
| Extension Cords..... | B204, B208 |
| Triple Outlet..... | B204 |
| Work Lights..... | B208 |
| Cords, Extension | B205 |
| Corkboards | B214 |
| Corn Brooms | B184 |
| Corner Protectors | B49, B167 |
| Corrugated Boxes | B171 |
| Counting Scales | B163 |
| Coupling Link | B43 |
| Coveralls | |
| Chemical Resistant..... | B252-B253 |
| General Protection..... | B252-B253 |
| Limited Use..... | B252-B253 |
| Covers | |
| Drum..... | B59-B60, B62 |
| Pail..... | B144 |
| Shoe..... | B254 |
| Waste Container..... | B25, B144, B176-B180 |
| Crane Scales | B162 |
| Cranes | |
| Gantry..... | B36 |
| Jib..... | B37 |
| Shop..... | B36 |
| Crimpers, Cap Seal | B64 |
| Crowd Control, Rope & Posts | B256 |
| Cups, Measuring | B202 |
| Curtains, Strip | B114-B115 |
| Cut Resistant Gloves | B250 |
| Cutlery Tray | B145 |
| Cutters, Carton | B171 |
| -D- | |
| Dairy Crate | B145 |
| Degreasers | |
| Heavy-Duty..... | B190-B191, B198 |
| Multi-Purpose..... | B190 |
| Deheaders, Drum | B64 |
| Dehumidifiers | B211 |
| Delineators, Traffic Control | B256 |
| Desks | |
| Computer Sit-Stand..... | B15, B219 |
| Shop..... | B99 |
| Dial Scales | B163 |
| Diaphragm Pumps | B66 |
| Disinfectants | B190 |
| Dispensers | |
| Box Sealing Tape..... | B172 |
| Ear Plug..... | B243 |
| Filament Tape..... | B172 |
| Hand Soap..... | B191 |

| | |
|--------------------------------------|----------------------|
| Paper Towel..... | B193 |
| Reel..... | B109 |
| Strapping..... | B167 |
| Stretch Wrap..... | B170 |
| Disposable Dust Masks | B244 |
| Disposable Face Mask | B244 |
| Disposable Gloves | B246 |
| Disposable Respirators | B244-B245 |
| Distribution Containers | B142, B145-B148 |
| Dock Equipment | |
| Bumpers..... | B52 |
| Cable & Hose Protectors..... | B46 |
| Dockboards..... | B51 |
| Dockplates..... | B7, B51 |
| Fenders..... | B52 |
| Lights..... | B53 |
| Pallet Pullers..... | B31, B50 |
| Wheel Chocks..... | B29, B44-B46 |
| Dock Lights | B53 |
| Dollies | |
| Cabinet..... | B101 |
| Drum..... | B55, B176, B237-B238 |
| pail..... | B55 |
| Polyethylene..... | B20, B148 |
| Steel Deck..... | B101 |
| Waste Container..... | B176-B180 |
| Wood..... | B19-B20 |
| Dolly, Pallet | B15, B165 |
| Dome Mirrors | B258 |
| Door Hinges | B154 |
| Doors, Curtain | B114-B115 |
| Double Stepladders | B75 |
| Drain Seals | B236 |
| Drain Spades | B196 |
| Drawers | |
| Cabinet..... | B96-B98, B153-B154 |
| Shelf..... | B119 |
| Drum Equipment | |
| Bonding & Grounding Wires..... | B65, B227 |
| Cabinets..... | B228 |
| Closures..... | B59, B63 |
| Covers..... | B59-B60, B62 |
| Deheaders..... | B64 |
| Dollies..... | B55, B176, B237-B238 |
| Faucets..... | B63 |
| Funnels..... | B62 |
| Gauges..... | B63 |
| Heaters..... | B61 |
| Lids..... | B144 |
| Lifters..... | B56-B58 |
| Liners..... | B60 |
| Pail Heaters..... | B61 |
| Pail Inserts..... | B60 |
| Pail Tipplers..... | B58 |
| Pails..... | B144 |
| Pallet Servers..... | B58 |
| Pallets..... | B239 |
| Pumps..... | B66-B68 |
| Racks..... | B238 |
| Rockers..... | B55 |
| Rotators..... | B55 |
| Spill Pallets..... | B238 |
| Spotter..... | B54 |
| Strainers..... | B60 |
| Tilters..... | B55, B68 |
| Trays..... | B62 |
| Trucks..... | B54-B55 |
| Upenders..... | B64 |
| Valves..... | B63 |
| Vents..... | B63 |
| Drum Fans | B210 |
| Drum Tools | |
| Cap Seal Crimpers..... | B64 |
| Pail Openers..... | B64 |
| Wrenches..... | B64 |

INDEX

Drums
Fibre.....B59
Polyethylene.....B59
Steel.....B59
Dry Lubricants, Graphite.....B198
Drywall Carts.....B17
Duct Tape.....B173
Dump Trucks.....B24
Dust Masks, Disposable.....B244
Dustpans.....B184

-E-

Ear Muffs
Cap Mounted.....B243
Headband.....B243
Hygiene Kits.....B243
Neckband.....B243
Ear Plugs
Corded.....B243
Dispensers.....B243
Disposable.....B243
Reusable.....B243
Uncorded.....B243
Earloop Face Mask.....B244
Edge Protectors.....B49, B167
Electrical Plug Lockouts.....B233
Electrical Supplies
Batteries.....B206-B207
Cable Protectors.....B46, B51
Connectors.....B204
Cord Reels.....B204, B208
Extension Cords.....B205
GFCI Products.....B204
Emergency Showers.....B259
Entrance Matting.....B222-B223
Envelopes, Packing List.....B171
Epoxy Coating.....B200
Epoxy Paint.....B200
Equipment Cases.....B161
Exit Lights.....B207
Exit Signs.....B207
Extension Cords
Single Outlet.....B205
Triple Outlet.....B205
Extension Ladders.....B76-B77
Extension Poles.....B185
Extensions, Forklift.....B31, B57
Exterior Paint.....B200
Extinguishers, Fire.....B231
Eye Bolts.....B39
Eyewash Stations
Faucet Mounted.....B259
Self Contained.....B259
Solutions.....B259
Supplemental.....B259
Wall Mounted.....B259
Water Preservatives.....B259
Eyewear
Safety Glasses.....B240-B241
Safety Goggles.....B241

-F-

Face Mask.....B244
Fall Protection
Harnesses.....B72, B251, B254
Lanyards.....B72, B251
Life Lines.....B251
Fan Forced Heaters.....B212-B213
Fans
Drum.....B210
Floor.....B210-B211
Office.....B211
Oscillating.....B209
Pedestal.....B209, B211
Wall Mounted.....B209-B211
Fasteners
Bolt Assortments.....B39
Eye Bolts.....B39
Hinges.....B154
Screw Pin Anchors.....B42
Wedge Bolts.....B48, B113
Faucets, Drum.....B63

Fenders, Dock.....B52
Filament Tape.....B172
Filament Tape Dispensers.....B172
Filing Boxes.....B219
Filters
Respirator.....B245
Water.....B221
Fire Protection, Extinguishers.....B231
First Aid
Compresses.....B260
Emergency Showers.....B259
Eyewash Stations.....B259
Kits.....B155, B260
Fitters' Gloves.....B247
Fittings, Lubrication.....B202
Flagging Tape.....B257
Flashlights.....B206-B207
Flat Fold Respirator.....B244
Flat Mirrors.....B258
Flat Top Dispensers.....B191
Floodlights.....B208
Floor Cleaners.....B190
Floor Coating.....B200
Floor Fans.....B210-B211
Floor Paint.....B200
Floor Scales.....B162
Floor Signs.....B187
Folding Chairs.....B215
Folding Gates.....B49, B187
Folding Tables.....B215
Food Grade Lubricants.....B198
Food Handling Containers.....B144

Footwear

Boot Trays.....B222
Brushes.....B222
Covers.....B254
Forklift Attachments
Drum Lifters.....B57-B58
Extensions.....B31, B57
Lifting Hooks.....B39
Maintenance Platforms.....B72
Forklift Checklist Kit.....B31
Fountains, Water.....B221
Framing Saws.....B257
Full Face Respirators.....B245
Funnels
Clean.....B202
Drum.....B62
Spill Control.....B62
Furniture Pads.....B3

-G-

Gantry Cranes.....B36
Garbage Bags.....B179
Garbage Cans.....B144, B176-B179
Garden Hose Hangers.....B197
Garden Hoses.....B197
Garden Spades.....B196
Gas Cylinder
Cabinets.....B230
Lockouts.....B105
Gate Valve Lockouts.....B233
Gate Valves.....B63
Gates, Folding.....B49, B187
Gauges, Drum.....B63
Gaylord Liners.....B136
General Protection Clothing, Coveralls.....B252-B253
GFCI, Power Strips.....B204
Glasses, Safety.....B240-B241
Gloves
Canvas Cotton.....B248
Chemical Resistant.....B246
Coated.....B246-B250
Cut Resistant.....B250
Disposable.....B246
Ergonomic.....B248
Fitters'.....B247

Impact.....B248
Kevlar®.....B250
Knit.....B248
Leather.....B247
Nitrile.....B246, B249-B250
Nitrile/Polyurethane.....B246
Polyurethane.....B249-B250
PVC.....B246-B248
Rubber.....B246
Rubber Latex.....B246, B249
Vinyl.....B246
Winter Lined.....B247, B249
Glow in the Dark Tape.....B257
Goggles, Safety.....B241
Grease Guns.....B202
Grease Pumps.....B69
Grounds Maintenance
Anti-Skid Pellets.....B195
Broadcast Spreaders.....B195, B197
Garden Hose Hangers.....B197
Garden Hoses.....B197
Rakes.....B196
Shovels.....B196
Spades.....B196
Sprayers.....B197
Guard Rails.....B47-B48
Guards, Perimeter.....B48, B111-B112
Guns
Garden Hose.....B197
Grease.....B202

-H-

Hair Nets.....B254
Hammer Tackers.....B171
Hand Cleaners
Foam.....B191
Gel.....B191
Liquid.....B191-B192
Lotion.....B191-B192
Hand Lamps.....B204, B208
Hand Pumps.....B66-B69
Hand Sanitizers.....B192
Hand Truck Step Ladder.....B73
Hand Trucks.....B1-B2, B4-B7
Handles
Broom.....B185
Wet Mop.....B186
Hangers, Garden Hose.....B197
Hanging Scales.....B162
Hard Hats.....B242
Hardware
Oval Sleeves.....B39
Stop Sleeves.....B39
Thimbles.....B39
Threaded Rods.....B150
Harnesses
General.....B72, B251
High-Visibility Vest.....B254
Traffic Control.....B255
Work Positioning.....B251
Hasp Lockouts.....B233
Hats, Hard.....B242
Hazardous Materials
Cabinets.....B228-B230
Headlights, Hard Hat.....B207
Heat Stress Meter.....B161
Heaters
Ceiling Mounted.....B212-B213
Drum.....B61
Fan Forced.....B212-B213
Pail.....B61
Portable.....B211-B213
Radiant.....B213
Radiator.....B212
Hex Keys.....B107
High Heat Coating.....B200
High Heat Paint.....B200

High Visibility Clothing
Pants.....B254
Rain Jackets.....B254
Sweatshirts.....B255
T-Shirts.....B255
Vest Harnesses.....B254
Hinges, Door.....B154
Hoists, Manual.....B38
Holders, Tool Storage.....B82
Hooks
Clevis Grab.....B43
Drum Lifting.....B56
Lifting.....B39
Self-locking.....B43
Sling.....B43
Slip.....B43
Hoppers, Self-Dumping.....B25
Horizontal Sheet Rack.....B108
Hose Protectors, Dock.....B46
Hose Reels.....B203
Hoses, Garden.....B197
Hot Compresses.....B260
HVAC
Air Conditioners.....B211
Ceiling Mounted Heaters.....B212-B213
Dehumidifiers.....B211
Drum Fans.....B210
Fan Forced Heaters.....B212-B213
Floor Fans.....B210-B211
Office Fans.....B211
Oscillating Fans.....B209
Pedestal Fans.....B209, B211
Portable Heaters.....B211-B213
Radiant Heaters.....B213
Radiator Heaters.....B212
Wall Mounted Fans.....B209-B211

-I-

Ice Melting Pellets.....B195
Identification
Label Holders.....B133-B134, B139, B141, B146-B147, B152
Label Makers.....B133-B134
Paint Markers.....B174
Paint Sticks.....B174
Signs.....B133, B187
Tags.....B133
Tape.....B257
Illuminometers, Digital.....B161
Impact Gloves.....B248
Impulse Sealers.....B171
Industrial Cleaners
Disinfectants.....B190
Floor.....B190
Multi-Purpose.....B190-B191
Toilet Bowl.....B191
Urinal.....B189
Infrared Thermometers.....B161
Inserts, Pail.....B60
Instruments
Battery Testers.....B206
Heat Stress Meter.....B161
Illuminometers.....B161
Infrared Thermometers.....B161
Light Meters.....B161
Scales.....B162-B163
Sound Level Meters.....B161
Tachometers.....B161
Thermometer / Hygrometers.....B161
Time Clocks.....B220
Wall Clocks.....B220
Interior Paint.....B200

-J-

Jacks, Trailer.....B50

Janitorial Products
Brooms.....B184-B185
Buckets.....B188-B189
Buckets / Wringers.....B188-B189
Carts.....B25, B187
Dustpans.....B184
Extension Poles.....B185
Funnels.....B202
Measuring Cups.....B202
Mops.....B186
Scoops.....B195
Trigger Sprayers.....B189
Vacuum Cleaners.....B182-B183
Washroom Products.....B189, B193
Waste Management.....B25, B62, B144, B176-B181, B189
Wipes.....B189
Wringers.....B188
Jib Booms.....B37
Jib Cranes.....B37
Jiggers.....B1, B28-B30
Jobsite Boxes.....B78-B83, B160

-K-

Kee Klamp® Pipe Fittings.....B107
Kee Klamp® Piping.....B107
Key Cabinets.....B219
Keys, Hex.....B107
Kitchen Supplies, Tables.....B215
Kits
First Aid.....B155, B260
Lockout.....B233
Spill Control.....B234
Knit Gloves.....B248
Knives
Packaging.....B166
Utility.....B166

-L-

Label Holders.....B133-B134, B139, B141, B146-B147, B152
Label Makers, Accessories.....B133-B134
Ladder, Step Stool.....B73
Ladders
Double Stepladders.....B75
Extension.....B76-B77
Platform.....B75-B76
Rolling.....B70-B71, B73
Single.....B76-B77
Stepladders.....B74, B76-B77
Stepstands.....B71, B73
Stepstools.....B73
Trestle Stepladders.....B75
Lanyards
Positioning and Restraint.....B251
Shock Absorbing.....B72, B251
Leak Diverters.....B236
Leather Gloves.....B247
Leg / Arm Bands, Traffic Control.....B255
Lever Pumps.....B68
Lids
Drum.....B59-B60, B62
Pail.....B144
Waste Container.....B25, B144, B176-B180
Life Lines, Self-Retracting.....B251
Lift Tables.....B32-B34
Lifters
Drum.....B56-B58
Shop.....B34-B35, B238
Lifting Equipment
Aircraft Cables.....B39
Beam Clamps.....B38

- Beam Trolleys..... B38
- Chain..... B31, B42, B50
- Clevis Grab Hooks..... B43
- Coupling Link..... B43
- Cranes..... B36-B37
- Hoists..... B38
- Jacks..... B50
- Jibs..... B37
- Lift Tables..... B32-B33
- Lifting Clamps..... B38
- Magnetic Lifters..... B38
- Pallet Lifters..... B33-B34, B37
- Pallet Trucks..... B1, B28-B30
- Self-locking Hooks..... B43
- Skid Lifts..... B33-B34
- Sling Hooks..... B43
- Slings..... B39-B41
- Slip Hooks..... B43
- Stackers..... B34-B35, B238
- Lifting Hooks**..... B39
- Light Meters, Digital**..... B161
- Lighting**
 - Dock Lights..... B53
 - Exit Lights..... B207
 - Flashlights..... B206-B207
 - Floodlights..... B208
 - Hand Lamps..... B204, B208
 - Headlights..... B207
 - Penlights..... B206
 - Task Lights..... B208
 - Telescopic Lights..... B208
- Limited Use Clothing**
 - Aprons..... B253
 - Coveralls..... B252-B253
- Line Stripping Paint**..... B200
- Liners**
 - Drum..... B60
 - Gaylord..... B136
 - Waste Container..... B177
- Liquid Tip Markers**..... B174
- Litter Pickers**..... B189
- Load Binders**..... B50
- Locker Room Benches**..... B106, B215
- Lockers**
 - Plastic..... B106
 - Steel..... B103-B106
- Lockouts**
 - Cable..... B233
 - Electrical Plug..... B233
 - Gas Cylinder..... B105
 - Gate Valve..... B233
 - Hasps..... B233
 - Kits..... B233
 - Stations..... B233
- Locks, Padlocks**..... B101, B232
- Logistic Straps**..... B3
- Lubricants**
 - Dry..... B198
 - Food Grade..... B198
 - General Purpose..... B198
 - Graphite..... B198
 - Spray..... B198
- Lubricating Equipment**
 - Fittings..... B202
 - Grease Guns..... B202
 - Grease Pumps..... B69
 - Oil Cans..... B202
- Lumber Carts**..... B17
-
- M-**
- Machine Stands**..... B93
- Machine Wrap**..... B170
- Magnetic Lifters**..... B38
- Magnetic Tags**..... B133
- Mail Sorters**..... B219
- Maintenance Platforms**..... B72
- Markers**
 - Liquid Tip..... B174
 - Office..... B174, B214
 - Paint..... B174
 - Paint Sticks..... B174
- Permanent..... B174
- Whiteboard..... B214
- Marking Paint**..... B200-B201
- Marking Wands**..... B201
- Masking Tape**..... B172-B173, B199
- Masks, Dust**..... B244
- Matting**
 - Anti-Fatigue..... B223-B226
 - Anti-Static..... B227
 - Clean Room..... B227
 - Entrance..... B222-B223
 - Runner..... B222-B223
 - Welding..... B226
- Measuring Cups**..... B202
- Mesh Partitions**..... B48, B111-B113
- Milk Crate**..... B145
- Mirrors**
 - Convex..... B258
 - Dome..... B258
 - Flat..... B258
 - Rectangular..... B258
 - Round..... B258
- Mixing Valves, Thermostatic**..... B259
- Mobile Bins**..... B136
- Modular Drawer**..... B124-B125
- Shelving Units**..... B124-B125
- Modular Drawer Systems**..... B124-B125
- Mops, Wet**..... B186
- Moving Supplies**
 - Moving Blankets..... B3
 - Straps..... B2-B3
 - Tie-Downs..... B3
- Muffs**
 - Cap Mounted..... B243
 - Headband..... B243
 - Headstrap..... B243
 - Hearing..... B243
 - Neckband..... B243
-
- N-**
- Nesting Bins**..... B146, B159
- Nets, Hair**..... B254
- Nipples, Pipe Thread**..... B240-B241
- Nozzles, Garden Hose**..... B197
-
- O-**
- Office Fans**..... B211
- Office Seating**..... B216, B218
- Office Supplies**
 - Corkboards..... B214
 - Filing Boxes..... B219
 - Markers..... B174, B214
 - Push Pins..... B214
 - Staples..... B171
 - Whiteboard Cleaners..... B214
 - Whiteboards..... B214
- Oil Cans**..... B202
- Oily Waste Cans**..... B231
- Open Wire Workstations**..... B94
- Openers, Pail**..... B64
- Order Picking Carts**..... B14
- Oscillating Fans**..... B209
- Outdoor Equipment**
 - Grounds Maintenance..... B195-B197
 - Snow Removal..... B196
- Oval Sleeves**..... B39
- Overpack**..... B237
-
- P-**
- Packaging**
 - Boxes..... B171
 - Bubble Pouches..... B170
 - Edge and Corner Protectors..... B49, B167
 - Impulse Sealers..... B171
 - Knife Blades..... B166
- Knives..... B166
- Moving Straps..... B2-B3
- Packing List Envelopes..... B171
- Poly Bags..... B175
- Poly Tubing..... B171
- Staplers..... B171
- Strapping..... B167-B169
- Stretch Wrap..... B170
- Stretch Wrap Dispensers..... B170
- Tape..... B172-B173, B175, B199
- Tape Dispensers..... B172
- Tie-Downs..... B3
- Packing List Envelopes**..... B171
- Padlocks**..... B101, B232
- Pads**
 - Furniture..... B3
 - Spill Control..... B235-B236
- Pail Dollies**..... B55
- Pail Heaters**..... B61
- Pail Inserts**..... B60
- Pail Openers**..... B64
- Pail Tipplers**..... B58
- Pails**..... B144
- Paint**
 - Alkyd..... B200-B201
 - Epoxy..... B200
 - Exterior..... B200
 - Floor..... B200
 - High Heat..... B200
 - Interior..... B200
 - Interior and Exterior..... B200
 - Line Striping..... B200
 - Marking..... B200-B201
 - Rubber..... B198
 - Striping..... B201
- Paint Brushes**..... B199
- Paint Markers**..... B174
- Paint Roller Covers**..... B199
- Paint Rollers**..... B199
- Paint Sticks**..... B174
- Paint Supplies**
 - Brushes..... B199
 - Extension Poles..... B185
 - Paint Trays..... B199
 - Roller Covers..... B199
 - Rollers..... B199
- Pallet Dolly**..... B15, B165
- Pallet Lifters**..... B33-B34, B37
- Pallet Pullers**..... B31, B50
- Pallet Racks**..... B47, B110-B111
- Pallet Servers**..... B58
- Pallet Tilters**..... B34
- Pallet Trucks**..... B1, B28-B30
- Pallets**
 - Drum..... B239
 - Plastic..... B164-B165
 - Spill Control..... B238
- Panel Trucks**..... B16-B17
- Panels, Bins**..... B136-B137
- Paper, Toilet**..... B193
- Paper Towel Dispensers**..... B193
- Paper Towels**..... B193
- Particulate**..... B236
- Partitions**
 - Column Protectors..... B49
 - Gates..... B49, B187
 - Guard Rails..... B47-B48
 - Perimeter Guards..... B48, B111-B112
 - Steel Mesh..... B48, B111-B113
 - Strip Curtain Doors..... B114-B115
- Parts Storage Carts**..... B153
- Pedestal Fans**..... B209, B211
- Pellets, Ice Melting**..... B195
- Penlights**..... B206
- Perimeter Guards**..... B48, B111-B112
- Permanent Markers**..... B174
- Personal Protection**
 - Dust Masks..... B244
 - Ear Muffs..... B243
- Ear Plugs..... B243
- Eyewear..... B240-B241
- Footwear..... B254
- Forearm Protectors..... B253
- Gloves..... B246-B250
- Headwear..... B242, B254
- Respirators..... B244-B245
- Pharmaceutical Products**
 - Hand Sanitizers..... B192
- Pillows, Spill Control**..... B235
- Pins, Push**..... B214
- Pipe Fittings**
 - Keel Klamp®..... B107
 - Lubrication..... B202
 - Pneumatic..... B240-B241
- Pipe Trucks**..... B16, B108
- Piping**
 - Keel Klamp®..... B107
 - Pneumatic..... B107
- Plate Casters**..... B20, B25-B27, B72
- Platform Ladders**..... B75-B76
- Platform Scales**..... B163
- Platform Trucks**
 - Aluminum Deck..... B8, B11
 - Non-Skid Vinyl Deck..... B11
 - Plastic Deck..... B10-B11
 - Steel Deck..... B9-B11
 - Wood Deck..... B9-B11
- Platforms**
 - Maintenance..... B72
 - Work..... B73, B77
- Pneumatic Pipe Fittings**..... B240-B241
- Pneumatic Piping**..... B107
- Pneumatic Wheels**..... B27
- Poly Bags**..... B175
- Poly Tubing**..... B171
- Portable Heaters**..... B211-B213
- Positioning and Restraint Lanyards**..... B251
- Posts, Crowd Control**..... B256
- Pouches**
 - Bubble..... B170
 - Tool..... B82
- Power Strips, GFCI**..... B204
- Power Tools, Saws**..... B257
- Pullers, Pallet**..... B31, B50
- Pumps**
 - Diaphragm..... B66
 - Drum..... B66-B68
 - Grease..... B69
 - Hand..... B66-B69
 - Lever..... B68
 - Rotary..... B66-B67
 - Submersible..... B69
 - Transfer..... B66, B69
- Push Brooms**..... B184-B185
- Push Pins**..... B214
-
- R-**
- Racks**
 - Bar..... B108
 - Bin..... B137, B156
 - Cantilever..... B109
 - Drum..... B238
 - Pallet..... B47, B110-B111
 - Sheet..... B108
 - Skid Channel..... B111
 - Stacking..... B108, B158
 - Threaded Rod..... B108
- Radiant Heaters**..... B213
- Radiator Heaters**..... B212
- Rag Rugs, Spill Control**..... B235
- Rags**..... B189
- Rainwear, Suits**..... B254
- Rakes**..... B196
- Ratchet Straps**..... B3
- Receiving Scales**..... B163
- Record Storage, Shelving**..... B117
- Recycling Containers**..... B179-B180
- Reel Dispensers**..... B109
- Reels**
 - Cord..... B204, B208
 - Hose..... B203
- Respirators**
 - Cartridges..... B245
 - Disposable..... B244-B245
 - Filters..... B245
 - Full Face..... B245
- Revolving Bins**..... B149
- Rockers, Drum**..... B55
- Rods, Threaded**..... B150
- Rolling Ladders**..... B70-B71, B73
- Rolling Workbenches**..... B87
- Rolls, Spill Control**..... B235-B236
- Rotary Pumps**..... B66-B67
- Rotators, Drum**..... B55
- Round Point Shovels**..... B196
- Rubber Coating**..... B198
- Rubber Paint**..... B198
- Runner Matting, Vinyl**..... B222-B223
- Rust Converters**..... B198
-
- S-**
- Safety**
 - Anti-Skid Cleats..... B257
 - Arm Protection..... B253
 - Cans..... B231
 - Crowd Control..... B256
 - Ear Protection..... B243
 - Eyewear..... B240-B241
 - Fall Protection..... B72, B251, B254
 - Fire Protection..... B231
 - First Aid..... B155, B259-B260
 - Flooring..... B257
 - Foot Protection..... B254
 - Hand Protection..... B246-B250
 - Headwear..... B242, B254
 - High Visibility Clothing..... B254-B255
 - Locking Systems..... B219
 - Lockouts..... B105, B233
 - Matting..... B223-B227
 - Mirrors..... B258
 - Padlocks..... B101, B232
 - Pharmaceutical..... B192
 - Respirators..... B244-B245
 - Spill Control..... B55, B62, B176, B185, B228, B234-B238
 - Traffic Clothing..... B254-B255
 - Traffic Control..... B254-B257
- Salt & Sand Containers**..... B195
- Salvage Drums**..... B237
- Sawhorses**..... B77
- Saws**
 - Circular..... B257
 - Framing..... B257
- Scaffolding**..... B72, B77
- Scales**..... B162-B163
- Scissors, Industrial**..... B166
- Scoop Shovels**..... B196
- Scoops**
 - Polyethylene..... B195
 - Polypropylene..... B195
- Scrapers, Rubber**..... B222-B223
- Screens, Urinal**..... B189
- Screw Pin Anchors**..... B42
- Sealers, Impulse**..... B171
- Seals**
 - Plastic..... B169
 - Steel..... B168-B169
- Seating**
 - Ergonomic..... B218
 - Folding Chairs..... B215
 - Locker Room Benches..... B106, B215
 - Office Chairs..... B216, B218

INDEX

Stacking Chairs..... B215
Task..... B215-B217

Security
Locking Systems.....
..... B101, B219, B232
Lockouts..... B105, B233

Self-locking Hooks..... B43

Self-Retracting Life Lines.....
..... B251

Service Benches..... B86-B87

Shelf Bins..... B139-B141

Shelf Carts.....
..... B12-B15, B130, B132

Shelf Drawers..... B119

Shelving Unit, Modular
Drawers..... B124-B125

Shelving Units
Bin..... B142
Chrome..... B128-B131, B135
Stainless Steel..... B101
Steel... B109, B116-B123, B142
Steel Wire..... B132
Widespan..... B117

Shipping
Drum Pallets..... B239
Moving Blankets..... B3
Packing List Envelopes... B171
Pallets..... B164-B165
Strapping..... B167-B169

Shock Absorbing Lanyards.....
..... B72, B251

Shoe Brushes..... B222

Shoe Covers..... B254

Shop Carts..... B12-B16, B18,
..... B130-B132, B137, B153

Shop Cranes..... B36

Shop Desks..... B99

Shop Lifters..... B34-B35, B238

Shovels..... B196

Showers, Emergency..... B259

Shredders, Paper..... B219

Signs
Aisle..... B133
Exit..... B207
Floor..... B187

Single Ladders..... B76-B77

Sit-Stand Computer Desks.....
..... B15, B219

Skid Channel..... B111

Skid Lifts..... B33-B34

Sleeves
Polyethylene..... B253
Polypropylene..... B253

Sling Hooks..... B43

Slings
Chain..... B41
Drum Lifting..... B56
Nylon..... B40
Polyester..... B40-B41
Wire Rope..... B39

Slip Hooks..... B43

Small Parts Bin, Corrugated.....
..... B142

Small Parts Bins.....
..... B134, B142, B156-B157

Small Parts Cabinets.....
..... B149-B155, B157

Small Parts Cases..... B160

Snow Brushes..... B196

Snow Shovels..... B196

Soap, Hand..... B191-B192

Soap Dispensers..... B191

Socks, Spill Control..... B235

Sorbents
Pads..... B235-B236
Particulate..... B236
Pillows..... B235
Rag Rugs..... B235
Rolls..... B235-B236
Socks..... B235
Sweeping Compounds..... B185

Sorters, Mail..... B219

Sound Level Meters
Analog..... B161
Digital..... B161

Spades
Drain..... B196
Garden..... B196

Speed Bumps, Traffic Control.....
..... B256

Spill Control
Drain Seals..... B236
Drum Cabinets..... B228
Drum Dollies..... B55, B176,
..... B237-B238
Drum Racks..... B238
Drum trays..... B62
Funnels..... B62
Kits..... B234
Leak Diverters..... B236
Overpack..... B237
Pallets..... B238
Salvage Drums..... B237
Sorbents..... B185, B235-B236

Spotters, Drum..... B54

Spray Adhesives..... B173

Spray Lubricants..... B198

Sprayers
Lawn & Garden..... B197
Trigger..... B189

Square Point Shovels..... B196

Stackers..... B34-B35, B238

Stacking Bins.....
..... B134-B136, B139,
..... B143-B146, B157

Stacking Chairs..... B215

Stacking Racks..... B108, B158

Staplers, Packaging..... B171

Staples, Office Staplers..... B171

Starcarts™..... B22-B23

Step Ladder Hand Truck..... B73

Stepladders..... B74, B76-B77

Stepstands, Steel..... B71, B73

Stepstools, Polyethylene..... B73

Stock Picking Carts..... B15

Stock Trucks..... B19, B130

Stools, Task..... B215-B217

Stop & Go Lights..... B53

Stop Sleeves..... B39

Storage
Bar Racks..... B108
Bin Racks..... B137, B156
Bin Shelves..... B142
Cabinets..... B100-B103,
..... B138, B228-B230
Cantilever Racks..... B109
Collapsible Containers..... B159
Distribution Containers.....
..... B142, B145-B148
Drawers..... B96-B98,
..... B119, B153-B154
Equipment Cases..... B161
Food Handling Containers.....
..... B144
Gas Cylinder Cabinets..... B230
Horizontal Sheet Rack..... B108
Jobsite Boxes.....
..... B78-B83, B160
Lockers..... B103-B106
Milk/Dairy Crate..... B145
Mobile Bins..... B136
Nesting Bins..... B146, B159
Oily Waste Cans..... B231
Pallet Racks..... B47, B110-B111
Poly Containers..... B59, B144
Revolving Bins..... B149
Safety Cans..... B231
Salt & Sand Containers..... B195
Shelf Bins..... B139-B141
Shelving Units.....
..... B101, B109, B116-B123,
..... B128-B132, B135, B142
Skid Channel..... B111
Small Parts Bins.....
..... B134, B142, B156-B157

Small Parts Cabinets.....
..... B149-B155, B157

Small Parts Cases..... B160

Stacking Bins.....
..... B134-B136, B139,
..... B143-B144, B146, B157

Stacking Racks..... B108, B158

Steel Bins..... B36, B158

Threaded Rod Racks..... B108

Tool Bags..... B82

Tool Belts..... B82

Tool Boxes..... B83

Tool Cabinets..... B80, B83, B85

Tool Carts..... B84, B93

Tool Chests..... B84-B85

Tool Holders..... B82

Tool Pouches..... B82

Transfer Boxes..... B146

Straight Blade Connectors.....
..... B204

Straight Ladders..... B76-B77

Strainers, Drum & Pail..... B60

Strapping
Buckles..... B169
Dispensers..... B167
Machines & Tools.....
..... B167-B169
Poly..... B167, B169
Seals..... B168-B169
Steel..... B167-B168

Straps, Moving..... B2-B3

Stretch Wrap..... B170

Stretch Wrap Dispensers..... B170

Strip Curtain Doors..... B114-B115

Stripping Machines..... B201

Stripping Paint..... B201

Structures, Bollards..... B47-B49

Submersible Pumps..... B69

Suits, Rain..... B254

Surge Protectors..... B204

Sweeping Compounds..... B185

-T-

Tables
Folding..... B215
Lift..... B32-B34
Work..... B93

Tachometers..... B161

Tags, Magnetic..... B133

Tape
Aisle Marking..... B257
Anti-Skid..... B257
Bag Sealing..... B175
Barricade..... B257
Box Sealing..... B172
Conspicuity..... B257
Duct..... B173
Filament..... B172
Flagging..... B257
Glow in the Dark..... B257
Masking..... B172-B173, B199

Tape Dispensers
Box Sealing Tape..... B172
Filament Tape..... B172

Tarpaulins..... B194

Task Lights..... B208

Task Seating..... B215-B217

Task Stools..... B215-B217

Telescopic Lights..... B208

Tensabarriers..... B256

Testers, Battery..... B206

Thermometer / Hygrometers.....
..... B161

Thermometers
Hygrometers..... B161
Infrared..... B161

Thermostatic Mixing Valves.....
..... B259

Thimbles..... B39

Threaded Rod Racks..... B108

Threaded Rods..... B150

Thumb Tacks..... B214

Tie-Downs..... B3

Tilt Trucks..... B24

Tilters, Drum..... B55, B68

Time Clocks..... B220

Tipplers, Pail..... B58

Toilet Bowl Cleaners..... B191

Toilet Paper..... B193

Tool Storage
Bags..... B82
Belts..... B82
Boxes..... B83
Cabinets..... B80, B83, B85
Carts..... B84, B93
Chests..... B84-B85
Holders..... B82
Jobsite Boxes.....
..... B78-B83, B160
Pouches..... B82

Tops, Drum..... B59-B60, B62

Tote Boxes..... B134

Totes, Bins..... B142

Towels, Paper..... B193

Trades Carts..... B12

Traffic Control
Barricade Tape..... B257
Barricades..... B256
Cones..... B256
Delineators..... B256
Flagging Tape..... B257
Harnesses..... B255
Reflectors..... B255, B257
Speed Bumps..... B256
Vests..... B254-B255

Traffic Safety Clothing
Pants..... B254
Rain Jackets..... B254
Sweatshirts..... B255
T-Shirts..... B255

Traffic Cone Bars..... B256

Trailer Jacks..... B50

Transfer Boxes..... B146

Transfer Pumps..... B66, B69

Trash Cans..... B144, B176-B179

Trays
Boot..... B222
Drum..... B62
Paint..... B199

Trestle Stepladders..... B75

Trigger Sprayers..... B189

Trolleys, Beam..... B38

Trucks
Appliance..... B2
Box..... B18, B22-B23
Drum..... B54-B55
Hand..... B1-B2, B4-B7
Pallet..... B1, B28-B30
Panel..... B16-B17
Pipe..... B16, B108
Platform..... B8-B11
Stock..... B19, B130
Tilt..... B24

Tubs
Containers..... B142
Totes..... B142

-U-

Upenders, Drum..... B64

Upright Protectors..... B48

Urinal Blocks..... B189

Urinal Screens..... B189

Utility Carts.....
..... B12, B15, B18, B130-B131

Utility Knives..... B166

-V-

Vacuums
Accessories..... B182
Wet / Dry..... B182-B183

Valves
Drum..... B63
Gate..... B63
Water Mixing..... B259

Vents, Drum..... B63

Vests
Reflective..... B254-B255
Traffic Control..... B254-B255

Vises, Bench..... B203

-W-

Wagons..... B10

Wall Clocks..... B220

Wall Mounted Fans.....
..... B209-B211

Wands, Marking..... B201

Washroom Cleaners
Disinfectants..... B190
Toilet Bowl..... B191
Urinal..... B189

Washroom Products
Paper Towel Dispensers.....
..... B193
Paper Towels..... B193
Toilet Paper..... B193
Urinal Screens..... B189

Waste Container Caddy..... B176

Waste Container Dollies..... B176,
..... B178, B180

Wastebaskets..... B177

Water Filters..... B221

Water Fountains..... B221

Water Preservatives..... B259

Wedge Bolts..... B48, B113

Weighing Scales..... B163

Welding Supplies
Matting..... B226

Wet Mop Handles..... B186

Wet Mops..... B186

Wheel Chocks..... B29, B44-B46

Wheels, Pneumatic..... B27

Whiteboard Cleaner..... B214

Whiteboard Markers..... B214

Whiteboards..... B214

Winter Lined Gloves.....
..... B247, B249

Wipes..... B189, B214

Wire Mesh Bins..... B136

Wire Spool Carts..... B16

Wires, Bonding & Grounding.....
..... B65, B227

Work Clothing, Aprons..... B253

Work Lights..... B204, B208

Work Platforms..... B73, B77

Work Positioning Harnesses.....
..... B251

Work Tables..... B93

Workbenches..... B87-B95

Workstations
Accessories..... B89, B94-B95
Computer..... B15, B219
Mail..... B219
Open Wire..... B94
Service Benches..... B86-B87
Shop..... B99
Work Tables..... B93
Workbenches..... B87-B95

Wrap, Stretch..... B170

Wrenches
Bung..... B64
Drum..... B64

Wringers..... B188-B189

ORGANIZE ANY INDUSTRIAL & COMMERCIAL STORAGE AREA WITH

KLETON

WIRE SHELVING SYSTEMS

See pages B126-B132




Heavy-Duty
2000-lb. Capacity



Green Epoxy Finish



**Basket
Shelf Carts**



**Enclosed
Stock Carts**



Push Carts



**Slanted
Shelving Units**



Utility Carts



Standard-Duty
1000-lb. Capacity



Shelf Carts



COMPLETE SOLUTIONS™



Dartmouth

15 Garland Avenue, Unit 3,
Dartmouth, NS B3B 0A6
P: (902) 468-1457

Moncton

1080 Champlain Street, Unit 4,
Dieppe, NB E1A 8L8
P: (506) 857-8766

Quebec

3200 Rue Watt, Suite 105,
Ste. Foy, QC G1X 4P8
P: (418) 650-1620

Montreal

5000 Rue Levy,
St. Laurent, QC H4R 2P1
P: (514) 956-0020

Ottawa

2100 Bantree Road, Unit 10,
Ottawa, ON K1B 5R4
P: (613) 745-0744

Winnipeg

711-1200 Sherwin Road,
Winnipeg, MB R3H 0H7
P: (204) 633-4364

Toronto

5990 Avebury Road,
Mississauga, ON L5R 3R2
P: (905) 712-6000

Winnipeg

711-1200 Sherwin Road,
Winnipeg, MB R3H 0H7
P: (204) 633-4364

Saskatoon

3047 Millar Avenue,
Saskatoon, SK S7K 6G5
P: (306) 934-8888

Regina

707C McDonald Street,
Regina, SK S4N 5M2
P: (306) 721-2300

Calgary

2880 45th Ave. SE, Bay 308 - 332,
Calgary, AB T2B 3M1
P: (403) 258-1221

Edmonton

11204-184th Street,
Edmonton, AB T5S 2S6
P: (780) 483-7051

Vancouver

581 Chester Road, Annacis Island,
Delta, BC V3M 6G7
P: (604) 524-0361

Newfoundland

1179 Topsail Rd., Unit 103,
Mount Pearl, NL A1N 5G5
P: (800) 324-6156

RAYMOND
INTRALOGISTICS SOLUTIONS

**JOHNSTON
EQUIPMENT**

Visit our website
to find the location
nearest you at
www.johnstonequipment.com

Corporate Office

5990 Avebury Road, Mississauga, Ontario L5R 3R2
P: (905) 712-6000 | F: (905) 712-6002 | TF: (800)-668-5586
www.johnstonequipment.com